



## Poly Chain® GT® Carbon™ Belts

Poly Chain GT Carbon Belts — Nothing Tougher.

Give yourself a competitive advantage by designing in the Gates Poly Chain GT Carbon drive system instead of roller chain in your next power transmission application.

The patented use of Carbon Fiber as the tensile cord in this belt provides increased horsepower rating for greater power density and compactness and increased flexibility, allowing the use of backside idlers. When combined with Gates Poly Chain GT2 sprockets, you have a lightweight, long-lasting, maintenance-free system that's more than a match for roller chain.

### Markets/Applications

All industrial markets, especially suited to replace roller chain drives. Narrow width minimizes reducer overhung loads and left-justified hubs on Poly Chain GT2 sprockets accommodate short shaft lengths.

### Features/Advantages

- Maintenance-free, clean solution for roller chain drive conversion
  - Significantly reduces maintenance costs
  - Equivalent capacity to roller chain drives in the same width
  - Easy rust-free wash-down with Gates Stainless Steel or Nickel Plated hardware
  - Fast drive conversion payback
  - Quieter than roller chain drives
- New construction provides up to 55% more low-speed capacity than the original PCGT construction and 15% more than PCGT2.
- Gates **curvilinear tooth profile** provides high shear strength, noise reduction, and improved load carrying capacity.
- Robust **carbon tensile cord** combines minimal stretch with extraordinary strength and load carrying capacity, while absorbing shock and surge loads.
- Durable **polyurethane construction** resists chemicals, oil, pollutants, and abrasion.
- **Nylon tooth facing** reduces friction and eliminates the need for lubrication.
- Fully operational in temperature extremes of -65°F to +185°F (-54°C to +85°C).

### Recommended Sprockets

Poly Chain GT2 Sprockets - 8M and 14M

### Notes

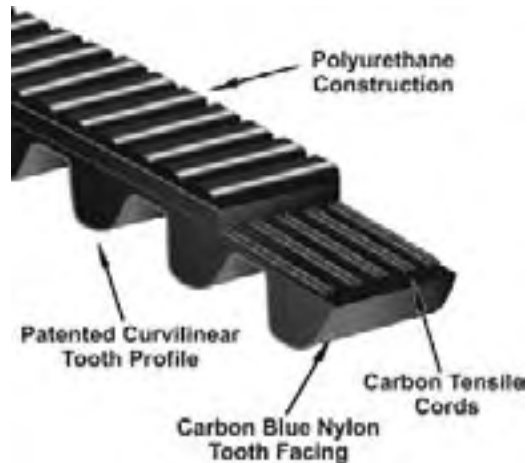
Poly Chain GT Carbon belts can be used on existing drives as replacement for previous generation Poly Chain belts.

Poly Chain GT Carbon belt part numbers are identical to those of Poly Chain GT2: part number 8MGT-1000-21 denotes an 8mm pitch, 1000mm pitch length and 21mm width.

Belt **pitch** is the distance in millimeters between two adjacent tooth centers as measured on the pitch line of the belt. Belt **pitch length** is the total length (circumference) in millimeters as measured along the pitch line. The theoretical pitch line of a Poly Chain GT Carbon belt lies within the tensile member.

**WARNING:** Use of non-Gates manufactured sprockets is not recommended: Gates Poly Chain GT2 sprockets are manufactured, specified and tested to fully support the full capabilities of the Poly Chain GT Carbon belt. Product performance cannot be guaranteed when non-Gates sprockets are used.

Always utilize Taper-Lock® type Poly Chain GT2 Sprockets when designing a new Poly Chain GT Carbon belt drive system.



POLY CHAIN BELTS

## Product No. Series 9274

### 8mm Pitch — 12mm Wide

Part No.	Product No.	No. of Teeth	Pitch Length (In.)	Wt. Ea. (Lbs.)
8MGT-640-12	9274-0080	80	25.20	.40
8MGT-720-12	9274-0090	90	28.35	.47
8MGT-800-12	9274-0100	100	31.50	.50
8MGT-896-12	9274-0112	112	35.28	.55
8MGT-960-12	9274-0120	120	37.80	.58
8MGT-1000-12	9274-0125	125	39.37	.60
8MGT-1040-12	9274-0130	130	40.95	.65

Part No.	Product No.	No. of Teeth	Pitch Length (In.)	Wt. Ea. (Lbs.)
8MGT-1120-12	9274-0140	140	44.09	.68
8MGT-1200-12	9274-0150	150	47.24	.70
8MGT-1224-12	9274-0153	153	48.19	.72
8MGT-1280-12	9274-0160	160	50.39	.75
8MGT-1440-12	9274-0180	180	56.69	.80
8MGT-1600-12	9274-0200	200	62.99	.90
8MGT-1760-12	9274-0220	220	69.29	.95





# Poly Chain® GT® Carbon™ Belts

## Product No. Series 9274 (continued)

### 8mm Pitch — 12mm Wide (continued)

Part No.	Product No.	No. of Teeth	Pitch Length (In.)	Wt. Ea. (Lbs.)
8MGT-1792-12	9274-0224	224	70.55	1.00
8MGT-2000-12	9274-0250	250	78.74	1.10
8MGT-2200-12	9274-0275	275	86.61	1.15
8MGT-2240-12	9274-0280	280	88.19	1.20
8MGT-2400-12	9274-0300	300	94.49	1.30
8MGT-2520-12	9274-0315	315	99.21	1.35
8MGT-2600-12	9274-0325	325	102.36	1.40
8MGT-2800-12	9274-0350	350	110.24	1.50

Part No.	Product No.	No. of Teeth	Pitch Length (In.)	Wt. Ea. (Lbs.)
8MGT-2840-12	9274-0355	355	111.81	1.52
8MGT-3048-12	9274-0381	381	120.00	1.65
8MGT-3200-12	9274-0400	400	125.98	1.70
8MGT-3280-12	9274-0410	410	129.13	1.75
8MGT-3600-12	9274-0450	450	141.73	1.85
8MGT-4000-12	9274-0500	500	157.48	2.10
8MGT-4400-12	9274-0550	550	173.23	2.25
8MGT-4480-12	9274-0560	560	176.38	2.33

### 8mm Pitch — 21mm Wide

Part No.	Product No.	No. of Teeth	Pitch Length (In.)	Wt. Ea. (Lbs.)
8MGT-640-21	9274-1080	80	25.20	.40
8MGT-720-21	9274-1090	90	28.35	.45
8MGT-800-21	9274-1100	100	31.50	.50
8MGT-896-21	9274-1112	112	35.28	.53
8MGT-960-21	9274-1120	120	37.80	.58
8MGT-1000-21	9274-1125	125	39.37	.60
8MGT-1040-21	9274-1130	130	40.95	.65
8MGT-1120-21	9274-1140	140	44.09	.70
8MGT-1200-21	9274-1150	150	47.24	.75
8MGT-1224-21	9274-1153	153	48.19	.75
8MGT-1280-21	9274-1160	160	50.39	.80
8MGT-1440-21	9274-1180	180	56.69	.90
8MGT-1600-21	9274-1200	200	62.99	1.00
8MGT-1760-21	9274-1220	220	69.29	1.15
8MGT-1792-21	9274-1224	224	70.55	1.15

Part No.	Product No.	No. of Teeth	Pitch Length (In.)	Wt. Ea. (Lbs.)
8MGT-2000-21	9274-1250	250	78.74	1.25
8MGT-2200-21	9274-1275	275	86.61	1.38
8MGT-2240-21	9274-1280	280	88.19	1.40
8MGT-2400-21	9274-1300	300	94.49	1.50
8MGT-2520-21	9274-1315	315	99.21	1.60
8MGT-2600-21	9274-1325	325	102.36	1.65
8MGT-2800-21	9274-1350	350	110.24	1.75
8MGT-2840-21	9274-1355	355	111.81	1.80
8MGT-3048-21	9274-1381	381	120.00	1.90
8MGT-3200-21	9274-1400	400	125.98	2.05
8MGT-3280-21	9274-1410	410	129.13	2.10
8MGT-3600-21	9274-1450	450	141.73	2.25
8MGT-4000-21	9274-1500	500	157.48	2.55
8MGT-4400-21	9274-1550	550	173.23	2.75
8MGT-4480-21	9274-1560	560	176.38	2.80

### 8mm Pitch — 36mm Wide

Part No.	Product No.	No. of Teeth	Pitch Length (In.)	Wt. Ea. (Lbs.)
8MGT-640-36	9274-2080	80	25.20	.70
8MGT-720-36	9274-2090	90	28.35	.75
8MGT-800-36	9274-2100	100	31.50	.80
8MGT-896-36	9274-2112	112	35.28	.90
8MGT-960-36	9274-2120	120	37.80	.97
8MGT-1000-36	9274-2125	125	39.37	1.00
8MGT-1040-36	9274-2130	130	40.95	1.02
8MGT-1120-36	9274-2140	140	44.09	1.10
8MGT-1200-36	9274-2150	150	47.24	1.12
8MGT-1224-36	9274-2153	153	48.19	1.20
8MGT-1280-36	9274-2160	160	50.39	1.25
8MGT-1440-36	9274-2180	180	56.69	1.35
8MGT-1600-36	9274-2200	200	62.99	1.45
8MGT-1760-36	9274-2220	220	69.29	1.60
8MGT-1792-36	9274-2224	224	70.55	1.65

Part No.	Product No.	No. of Teeth	Pitch Length (In.)	Wt. Ea. (Lbs.)
8MGT-2000-36	9274-2250	250	78.74	1.70
8MGT-2200-36	9274-2275	275	86.61	1.88
8MGT-2240-36	9274-2280	280	88.19	1.90
8MGT-2400-36	9274-2300	300	94.49	2.00
8MGT-2520-36	9274-2315	315	99.21	2.15
8MGT-2600-36	9274-2325	325	102.36	2.30
8MGT-2800-36	9274-2350	350	110.24	2.40
8MGT-2840-36	9274-2355	355	111.81	2.50
8MGT-3048-36	9274-2381	381	120.00	2.62
8MGT-3200-36	9274-2400	400	125.98	2.70
8MGT-3280-36	9274-2410	410	129.13	2.72
8MGT-3600-36	9274-2450	450	141.73	2.95
8MGT-4000-36	9274-2500	500	157.48	3.25
8MGT-4400-36	9274-2550	550	173.23	3.55
8MGT-4480-36	9274-2560	560	176.38	3.60

### 8mm Pitch — 62mm Wide

Part No.	Product No.	No. of Teeth	Pitch Length (In.)	Wt. Ea. (Lbs.)
8MGT-640-62	9274-3080	80	25.20	.80
8MGT-720-62	9274-3090	90	28.35	1.00
8MGT-800-62	9274-3100	100	31.50	1.08
8MGT-896-62	9274-3112	112	35.28	1.20
8MGT-960-62	9274-3120	120	37.80	1.25
8MGT-1000-62	9274-3125	125	39.37	1.30
8MGT-1040-62	9274-3130	130	40.95	1.35

Part No.	Product No.	No. of Teeth	Pitch Length (In.)	Wt. Ea. (Lbs.)
8MGT-1120-62	9274-3140	140	44.09	1.40
8MGT-1200-62	9274-3150	150	47.24	1.75
8MGT-1224-62	9274-3153	153	48.19	1.65
8MGT-1280-62	9274-3160	160	50.39	1.70
8MGT-1440-62	9274-3180	180	56.69	1.85
8MGT-1600-62	9274-3200	200	62.99	2.00
8MGT-1760-62	9274-3220	220	69.29	2.10

POLY CHAIN BELTS





# Poly Chain® GT® Carbon™ Belts

## Product No. Series 9274 (continued)

### 8mm Pitch — 62mm Wide (continued)

Part No.	Product No.	No. of Teeth	Pitch Length (In.)	Wt. Ea. (Lbs.)
8MGT-1792-62	9274-3224	224	70.55	2.10
8MGT-2000-62	9274-3250	250	78.74	2.30
8MGT-2200-62	9274-3275	275	86.61	2.50
8MGT-2240-62	9274-3280	280	88.19	2.55
8MGT-2400-62	9274-3300	300	94.49	2.80
8MGT-2520-62	9274-3315	315	99.21	2.90
8MGT-2600-62	9274-3325	325	102.36	2.95
8MGT-2800-62	9274-3350	350	110.24	3.10

Part No.	Product No.	No. of Teeth	Pitch Length (In.)	Wt. Ea. (Lbs.)
8MGT-2840-62	9274-3355	355	111.81	3.15
8MGT-3048-62	9274-3381	381	120.00	3.40
8MGT-3200-62	9274-3400	400	125.98	3.60
8MGT-3280-62	9274-3410	410	129.13	3.70
8MGT-3600-62	9274-3450	450	141.73	4.05
8MGT-4000-62	9274-3500	500	157.48	4.40
8MGT-4400-62	9274-3550	550	173.23	4.80
8MGT-4480-62	9274-3560	560	176.38	4.90

### 14mm Pitch — 20mm Wide

Part No.	Product No.	No. of Teeth	Pitch Length (In.)	Wt. Ea. (Lbs.)
14MGT-994-20	9274-4071	71	39.13	1.30
14MGT-1120-20	9274-4080	80	44.09	1.35
14MGT-1190-20	9274-4085	85	46.85	1.40
14MGT-1260-20	9274-4090	90	49.61	1.45
14MGT-1400-20	9274-4100	100	55.12	1.55
14MGT-1568-20	9274-4112	112	61.73	1.65
14MGT-1610-20	9274-4115	115	63.39	1.70
14MGT-1750-20	9274-4125	125	68.90	1.75
14MGT-1890-20	9274-4135	135	74.41	1.75
14MGT-1960-20	9274-4140	140	77.17	1.80
14MGT-2100-20	9274-4150	150	82.68	1.90
14MGT-2240-20	9274-4160	160	88.19	1.98
14MGT-2310-20	9274-4165	165	90.95	2.05
14MGT-2380-20	9274-4170	170	93.70	2.10

Part No.	Product No.	No. of Teeth	Pitch Length (In.)	Wt. Ea. (Lbs.)
14MGT-2450-20	9274-4175	175	96.46	2.15
14MGT-2520-20	9274-4180	180	99.21	2.20
14MGT-2590-20	9274-4185	185	101.97	2.20
14MGT-2660-20	9274-4190	190	104.72	2.25
14MGT-2800-20	9274-4200	200	110.24	2.30
14MGT-3136-20	9274-4224	224	123.46	2.50
14MGT-3304-20	9274-4236	236	130.08	2.55
14MGT-3360-20	9274-4240	240	132.28	2.60
14MGT-3500-20	9274-4250	250	137.80	2.70
14MGT-3850-20	9274-4275	275	151.58	2.85
14MGT-3920-20	9274-4280	280	154.33	2.95
14MGT-4326-20	9274-4309	309	170.32	3.15
14MGT-4410-20	9274-4315	315	173.62	3.20

### 14mm Pitch — 37mm Wide

Part No.	Product No.	No. of Teeth	Pitch Length (In.)	Wt. Ea. (Lbs.)
14MGT-994-37	9274-5071	71	39.13	1.60
14MGT-1120-37	9274-5080	80	44.09	1.70
14MGT-1190-37	9274-5085	85	46.85	1.75
14MGT-1260-37	9274-5090	90	49.61	1.80
14MGT-1400-37	9274-5100	100	55.12	2.05
14MGT-1568-37	9274-5112	112	61.73	2.20
14MGT-1610-37	9274-5115	115	63.39	2.30
14MGT-1750-37	9274-5125	125	68.90	2.45
14MGT-1890-37	9274-5135	135	74.41	2.55
14MGT-1960-37	9274-5140	140	77.17	2.60
14MGT-2100-37	9274-5150	150	82.68	2.70
14MGT-2240-37	9274-5160	160	88.19	2.85
14MGT-2310-37	9274-5165	165	90.95	2.90
14MGT-2380-37	9274-5170	170	93.70	3.00

Part No.	Product No.	No. of Teeth	Pitch Length (In.)	Wt. Ea. (Lbs.)
14MGT-2450-37	9274-5175	175	96.46	3.10
14MGT-2520-37	9274-5180	180	99.21	3.20
14MGT-2590-37	9274-5185	185	101.97	3.25
14MGT-2660-37	9274-5190	190	104.72	3.35
14MGT-2800-37	9274-5200	200	110.24	3.40
14MGT-3136-37	9274-5224	224	123.46	3.65
14MGT-3304-37	9274-5236	236	130.08	3.85
14MGT-3360-37	9274-5240	240	132.28	3.85
14MGT-3500-37	9274-5250	250	137.80	3.95
14MGT-3850-37	9274-5275	275	151.58	4.25
14MGT-3920-37	9274-5280	280	154.33	4.35
14MGT-4326-37	9274-5309	309	170.32	4.70
14MGT-4410-37	9274-5315	315	173.62	4.75

### 14mm Pitch — 68mm Wide

Part No.	Product No.	No. of Teeth	Pitch Length (In.)	Wt. Ea. (Lbs.)
14MGT-994-68	9274-6071	71	39.13	2.40
14MGT-1120-68	9274-6080	80	44.09	2.60
14MGT-1190-68	9274-6085	85	46.85	2.70
14MGT-1260-68	9274-6090	90	49.61	2.80
14MGT-1400-68	9274-6100	100	55.12	3.00
14MGT-1568-68	9274-6112	112	61.73	3.25
14MGT-1610-68	9274-6115	115	63.39	3.40
14MGT-1750-68	9274-6125	125	68.90	3.60
14MGT-1890-68	9274-6135	135	74.41	3.95

Part No.	Product No.	No. of Teeth	Pitch Length (In.)	Wt. Ea. (Lbs.)
14MGT-1960-68	9274-6140	140	77.17	4.00
14MGT-2100-68	9274-6150	150	82.68	4.20
14MGT-2240-68	9274-6160	160	88.19	4.50
14MGT-2310-68	9274-6165	165	90.95	4.70
14MGT-2380-68	9274-6170	170	93.70	4.70
14MGT-2450-68	9274-6175	175	96.46	4.85
14MGT-2520-68	9274-6180	180	99.21	4.90
14MGT-2590-68	9274-6185	185	101.97	5.00
14MGT-2660-68	9274-6190	190	104.72	5.15





## Poly Chain® GT® Carbon™ Belts

### Product No. Series 9274 (continued)

#### 14mm Pitch — 68mm Wide (continued)

Part No.	Product No.	No. of Teeth	Pitch Length (In.)	Wt. Ea. (Lbs.)
14MGT-2800-68	9274-6200	200	110.24	5.20
14MGT-3136-68	9274-6224	224	123.46	5.80
14MGT-3304-68	9274-6236	236	130.08	6.05
14MGT-3360-68	9274-6240	240	132.28	6.10
14MGT-3500-68	9274-6250	250	137.80	6.30

Part No.	Product No.	No. of Teeth	Pitch Length (In.)	Wt. Ea. (Lbs.)
14MGT-3850-68	9274-6275	275	151.58	6.80
14MGT-3920-68	9274-6280	280	154.33	7.00
14MGT-4326-68	9274-6309	309	170.32	7.70
14MGT-4410-68	9274-6315	315	173.62	7.85

#### 14mm Pitch — 90mm Wide

Part No.	Product No.	No. of Teeth	Pitch Length (In.)	Wt. Ea. (Lbs.)
14MGT-994-90	9274-7071	71	39.13	3.00
14MGT-1120-90	9274-7080	80	44.09	3.30
14MGT-1190-90	9274-7085	85	46.85	3.35
14MGT-1260-90	9274-7090	90	49.61	3.60
14MGT-1400-90	9274-7100	100	55.12	3.35
14MGT-1568-90	9274-7112	112	61.73	4.10
14MGT-1610-90	9274-7115	115	63.39	4.25
14MGT-1750-90	9274-7125	125	68.90	4.50
14MGT-1890-90	9274-7135	135	74.41	4.85
14MGT-1960-90	9274-7140	140	77.17	4.95
14MGT-2100-90	9274-7150	150	82.68	5.20
14MGT-2240-90	9274-7160	160	88.19	5.45
14MGT-2310-90	9274-7165	165	90.95	5.50
14MGT-2380-90	9274-7170	170	93.70	5.70

Part No.	Product No.	No. of Teeth	Pitch Length (In.)	Wt. Ea. (Lbs.)
14MGT-2450-90	9274-7175	175	96.46	5.85
14MGT-2520-90	9274-7180	180	99.21	5.90
14MGT-2590-90	9274-7185	185	101.97	5.95
14MGT-2660-90	9274-7190	190	104.72	6.10
14MGT-2800-90	9274-7200	200	110.24	6.40
14MGT-3136-90	9274-7224	224	123.46	7.00
14MGT-3304-90	9274-7236	236	130.08	7.35
14MGT-3360-90	9274-7240	240	132.28	7.50
14MGT-3500-90	9274-7250	250	137.80	7.70
14MGT-3850-90	9274-7275	275	151.58	8.30
14MGT-3920-90	9274-7280	280	154.33	8.50
14MGT-4326-90	9274-7309	309	170.32	9.20
14MGT-4410-90	9274-7315	315	173.62	9.30

POLY CHAIN BELTS

#### 14mm Pitch — 125mm Wide

Part No.	Product No.	No. of Teeth	Pitch Length (In.)	Wt. Ea. (Lbs.)
14MGT-994-125	9274-8071	71	39.13	3.60
14MGT-1120-125	9274-8080	80	44.09	3.90
14MGT-1190-125	9274-8085	85	46.85	4.00
14MGT-1260-125	9274-8090	90	49.61	4.20
14MGT-1400-125	9274-8100	100	55.12	4.60
14MGT-1568-125	9274-8112	112	61.73	5.00
14MGT-1610-125	9274-8115	115	63.39	5.20
14MGT-1750-125	9274-8125	125	68.90	5.40
14MGT-1890-125	9274-8135	135	74.41	6.20
14MGT-1960-125	9274-8140	140	77.17	6.00
14MGT-2100-125	9274-8150	150	82.68	6.50
14MGT-2240-125	9274-8160	160	88.19	7.00
14MGT-2310-125	9274-8165	165	90.95	7.00
14MGT-2380-125	9274-8170	170	93.70	7.10

Part No.	Product No.	No. of Teeth	Pitch Length (In.)	Wt. Ea. (Lbs.)
14MGT-2450-125	9274-8175	175	96.46	7.20
14MGT-2520-125	9274-8180	180	99.21	7.40
14MGT-2590-125	9274-8185	185	101.97	7.60
14MGT-2660-125	9274-8190	190	104.72	7.75
14MGT-2800-125	9274-8200	200	110.24	8.30
14MGT-3136-125	9274-8224	224	123.46	9.10
14MGT-3304-125	9274-8236	236	130.08	9.50
14MGT-3360-125	9274-8240	240	132.28	9.65
14MGT-3500-125	9274-8250	250	137.80	10.00
14MGT-3850-125	9274-8275	275	151.58	10.75
14MGT-3920-125	9274-8280	280	154.33	11.00
14MGT-4326-125	9274-8309	309	170.32	12.00
14MGT-4410-125	9274-8315	315	173.62	12.20







## Poly Chain® GT® Carbon™ - Extended Length Belts

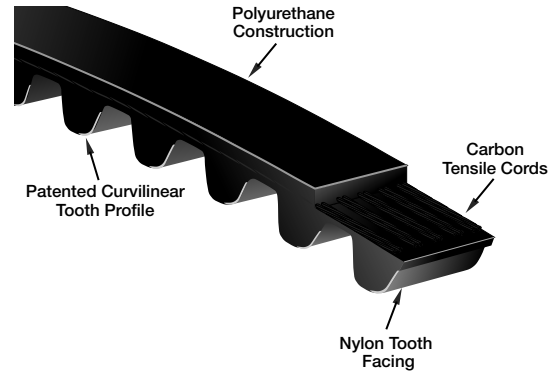
A new and unique manufacturing process allows longer and custom length endless belts than have previously been available. This manufacturing process is used for the following belt length ranges: 8M Pitch Lengths > 4480mm and 14M Pitch Lengths > 4410mm.

### Markets/Applications

All industrial markets requiring long center distance and high load carrying capacity. Especially targeted towards HVAC, roller chain and gear replacement, oil, mining, water treatment plants, pulp and paper, and general manufacturing.

### Features/Advantages

- Durable polyurethane construction resists chemicals, oil, pollutants, and abrasion.
- Fully operational in temperature extremes of -65°F to +185°F (-54°C to +85°C).
- Gates patented curvilinear tooth profile provides high shear strength, and improved load carrying capacity.
- Nylon tooth facing reduces friction and eliminates the need for lubrication.
- Robust carbon tensile cord combines minimal stretch with extraordinary strength and load carrying capacity, while absorbing shock and surge loads.



### Recommended Sprockets

Poly Chain® GT®2 Sprockets - 8M and 14M

### Notes

Belt pitch is the distance in millimeters between two adjacent tooth centers as measured on the pitch line of the belt. Belt pitch length is the total length (circumference) in millimeters as measured along the pitch line. The theoretical pitch line of a Poly Chain® GT® Carbon™ belt lies within the tensile member.

Poly Chain® GT® Carbon™ Spiral Spliced Belts are Standard/Non-Stock and may require lead time. Please check with Customer Service for availability.

**WARNING:** Use of non-Gates manufactured sprockets is not recommended: Gates Poly® Chain® GT®2 sprockets are manufactured, specified and tested to fully support the full capabilities of the Poly Chain® GT® Carbon™ belt. Product performance cannot be guaranteed when non-Gates sprockets are used. Always utilize Taper-Lock® type Gates Poly Chain® GT®2 Sprockets when designing a new Poly Chain® GT® Carbon™ belt drive system.

## Product No. Series 9268

### 14mm Pitch — 37mm Wide

Part No.	Product No.	No. of Teeth	Pitch Length (In.)	Wt. Ea. (Lbs.)
14MGT-4578EL-37	9268-2001	327	180.24	2.92
14MGT-4956EL-37	9268-2004	354	195.12	3.16
14MGT-5320EL-37	9268-2007	380	209.45	3.39

Part No.	Product No.	No. of Teeth	Pitch Length (In.)	Wt. Ea. (Lbs.)
14MGT-5740EL-37	9268-2010	410	225.99	3.66
14MGT-6160EL-37	9268-2013	440	242.52	3.93
14MGT-6860EL-37	9268-2016	490	270.08	4.37

### 14mm Pitch — 68mm Wide

Part No.	Product No.	No. of Teeth	Pitch Length (In.)	Wt. Ea. (Lbs.)
14MGT-4578EL-68	9268-2002	327	180.24	5.36
14MGT-4956EL-68	9268-2005	354	195.12	5.81
14MGT-5320EL-68	9268-2008	380	209.45	6.23

Part No.	Product No.	No. of Teeth	Pitch Length (In.)	Wt. Ea. (Lbs.)
14MGT-5740EL-68	9268-2011	410	225.99	6.73
14MGT-6160EL-68	9268-2014	440	242.52	7.22
14MGT-6860EL-68	9268-2017	490	270.08	8.04

### 14mm Pitch — 90mm Wide

Part No.	Product No.	No. of Teeth	Pitch Length (In.)	Wt. Ea. (Lbs.)
14MGT-4578EL-90	9268-2003	327	180.24	7.10
14MGT-4956EL-90	9268-2006	354	195.12	7.69
14MGT-5320EL-90	9268-2009	380	209.45	8.25

Part No.	Product No.	No. of Teeth	Pitch Length (In.)	Wt. Ea. (Lbs.)
14MGT-5740EL-90	9268-2012	410	225.98	8.90
14MGT-6160EL-90	9268-2015	440	242.52	9.55
14MGT-6860EL-90	9268-2018	490	270.08	10.64





## Curve Saw Poly Chain® GT®2 Belts

An innovative construction combined with the Gates tooth profile makes the Curve Saw Belt compact and lightweight with extraordinary strength and load carrying capacity. The Curve Saw Belt can be used on the toughest shock loaded applications to reduce down time.

### Markets/Applications

All industrial markets, but particularly suited for Curve Saw applications or any shock loaded application requiring synchronization.

### Features/Advantages

- Gates patented curvilinear tooth profile provides high shear strength, and improved load carrying capacity.
- Unique **aramid tensile cord** combines extraordinary strength and superior shock load capacity.
- Significantly reduces log jams and associated down time.
- **Nylon tooth facing** reduces friction and eliminates the need for lubrication.
- Fully operational in temperature extremes of -65°F to +185°F (-54°C to +85°C).

### Recommended Sprockets

Poly Chain GT2 Sprockets - 14M

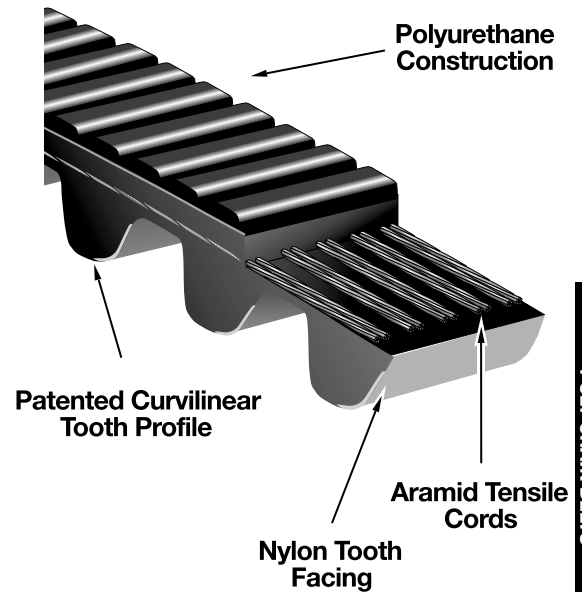
### Notes

**Belt pitch** is the distance in millimeters between two adjacent tooth centers as measured on the **pitch line** of the belt.

**Belt pitch** length is the total length (circumference) in millimeters as measured along the pitch line.

The theoretical pitch line of a Poly Chain GT2 belt lies within the tensile member.

**WARNING:** New designs must utilize the Poly Chain GT2 Sprockets because of the high torque capacity of the Curve Saw Poly Chain GT2 Belt.



### Product No. Series 9279

Part No.	Product No.	No. of Teeth	Pitch Length (In.)	Wt. Ea. (Lbs.)
14M-2520-125PS	9279-0646	180	99.21	4.40
14M-3136-125PS	9279-0647	224	123.46	6.56
14M-3304-125PS	9279-0648	236	130.08	7.20
14M-3500-125PS	9279-0649	250	137.80	8.20





## Poly Chain® GT® Carbon™ Belts - 8M Short Length

Poly Chain GT Carbon Belts — Nothing Tougher™.

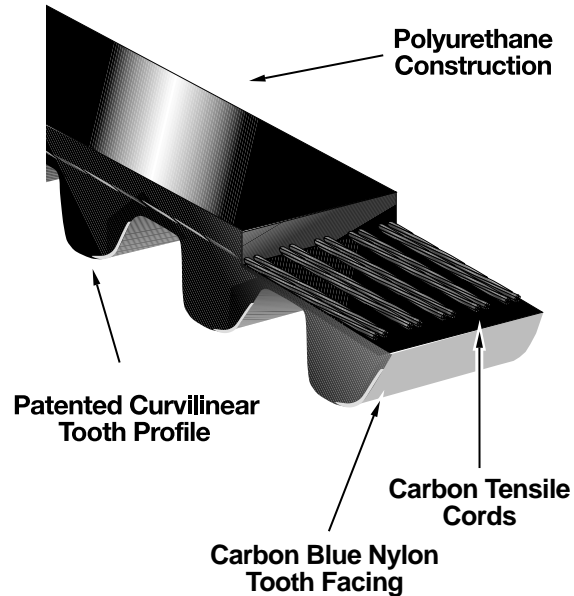
The new Poly Chain GT Carbon belt construction utilizes a polyurethane body combined with Carbon Fiber tensile cords for increased capacity and performance.

### Markets/Applications

All industrial markets requiring short center distance but high-density power. Particularly suited for replacing roller chain on roll-to-roll conveyors.

### Features/Advantages

- Robust **carbon tensile cord** combines minimal stretch with extraordinary strength and load carrying capacity, while absorbing shock and surge loads.
- Durable **polyurethane construction** resists chemicals, oil, pollutants, and abrasion.
- **Nylon tooth facing** reduces friction and eliminates the need for lubrication.
- Gates **patented tooth profile** provides high shear strength, noise reduction, and improved load carrying capacity.
- Fully operational in temperature extremes of -65°F to +185°F (-54°C to +85°C).



POLY CHAIN BELTS

### Recommended Sprockets

Poly Chain GT2

### Notes

Poly Chain GT Carbon belts must be used with sprockets of the same pitch and profile.

Poly Chain GT Carbon part numbers are comprised of pitch, pitch length and width. For example, part number 8M-248-12 denotes an 8mm pitch, 248mm pitch length and 12mm width. Belt **pitch** is the distance in millimeters between two adjacent tooth centers as measured on the pitch line of the belt. Belt **pitch length** is the total length (circumference) in millimeters as measured along the pitch line. The theoretical pitch line of a Poly Chain GT belt lies within the tensile member.

## Product No. Series 9270

### 8mm Pitch — 12mm Wide

Part No.	Product No.	No. of Teeth	Pitch Length (In.)	Wt. Ea. (Lbs.)
8MGT-248-12	9270-1063	31	9.76	.04
8MGT-288-12	9270-1001	36	11.34	.04
8MGT-352-12	9270-1002	44	13.86	.05
8MGT-416-12	9270-1004	52	16.38	.05

Part No.	Product No.	No. of Teeth	Pitch Length (In.)	Wt. Ea. (Lbs.)
8MGT-456-12	9270-1060	57	17.95	.06
8MGT-480-12	9270-1015	60	18.90	.06
8MGT-544-12	9270-1006	68	21.42	.07
8MGT-608-12	9270-1050	76	23.94	.07

### 8mm Pitch — 21mm Wide

Part No.	Product No.	No. of Teeth	Pitch Length (In.)	Wt. Ea. (Lbs.)
8MGT-248-21	9270-1064	31	9.76	.05
8MGT-288-21	9270-1056	36	11.34	.06
8MGT-352-21	9270-1065	44	13.86	.07
8MGT-416-21	9270-1025	52	16.38	.09

Part No.	Product No.	No. of Teeth	Pitch Length (In.)	Wt. Ea. (Lbs.)
8MGT-456-21	9270-1069	57	17.95	.10
8MGT-480-21	9270-1023	60	18.90	.10
8MGT-544-21	9270-1070	68	21.42	.12
8MGT-608-21	9270-1071	76	23.94	.13

### 8mm Pitch — 36mm Wide

Part No.	Product No.	No. of Teeth	Pitch Length (In.)	Wt. Ea. (Lbs.)
8MGT-248-36	9270-1072	31	9.76	.09
8MGT-288-36	9270-1074	36	11.34	.11
8MGT-352-36	9270-1073	44	13.86	.13
8MGT-416-36	9270-1075	52	16.38	.15

Part No.	Product No.	No. of Teeth	Pitch Length (In.)	Wt. Ea. (Lbs.)
8MGT-456-36	9270-1076	57	17.95	.17
8MGT-480-36	9270-1066	60	18.90	.18
8MGT-544-36	9270-1077	68	21.42	.20
8MGT-608-36	9270-1079	76	23.94	.22





## Poly Chain® GT® Belts - 5M

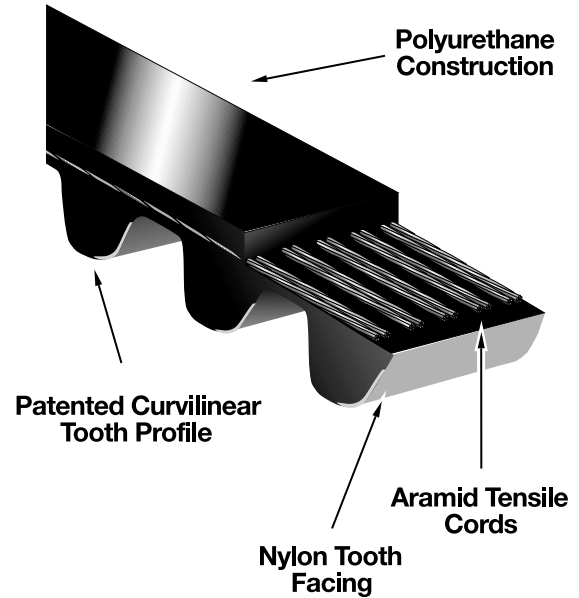
The original Poly Chain GT belt construction utilizes a polyurethane body combined with aramid tensile cords for increased capacity and performance.

### Markets/Applications

All industrial markets requiring high-density power. Especially targeted toward machine tool, roller chain, small conveyors and compact drives where space is a problem.

### Features/Advantages

- Robust **aramid tensile cord** combines minimal stretch with extraordinary strength and load carrying capacity, while absorbing shock and surge loads.
- Durable **polyurethane construction** resists chemicals, oil, pollutants, and abrasion.
- **Nylon tooth facing** reduces friction and eliminates the need for lubrication.
- Gates **patented tooth profile** provides high shear strength, noise reduction, and improved load carrying capacity.
- Fully operational in temperature extremes of -65°F to +185°F (-54°C to +85°C).



POLY CHAIN BELTS

### Recommended Sprockets

PowerGrip GT2 and Poly Chain GT

### Notes

5M Poly Chain GT part numbers are comprised of pitch, pitch length and width. For example; part number 5MGT-425-15 denotes a 5mm pitch, 425mm pitch length and 15mm width.

Belt **pitch** is the distance in millimeters between two adjacent tooth centers as measured on the **pitch line** of the belt. Belt **pitch length** is the total length (circumference) in millimeters as measured along the pitch line. The theoretical pitch line of a Poly Chain GT belt lies within the tensile member.

**WARNING:** 5M Poly Chain GT belts must be used with 5MGT sprockets. Consult your local Gates Field Representative for drive design assistance.

## Product No. Series 9270

### 5mm Pitch — 9mm Wide

Part No.	Product No.	No. of Teeth	Pitch Length (In.)	Wt. Ea. (Lbs.)
5MGT-300-09	9270-5700	60	11.81	.03
5MGT-375-09	9270-5200	75	14.76	.04
5MGT-425-09	9270-5400	85	16.73	.04

Part No.	Product No.	No. of Teeth	Pitch Length (In.)	Wt. Ea. (Lbs.)
5MGT-535-09	9270-5720	107	21.06	.06
5MGT-600-09	9270-5500	120	23.62	.07
5MGT-815-09	9270-5600	163	32.09	.09

### 5mm Pitch — 15mm Wide

Part No.	Product No.	No. of Teeth	Pitch Length (In.)	Wt. Ea. (Lbs.)
5MGT-300-15	9270-5680	60	11.81	.02
5MGT-375-15	9270-5250	75	14.76	.03
5MGT-425-15	9270-5425	85	16.73	.04

Part No.	Product No.	No. of Teeth	Pitch Length (In.)	Wt. Ea. (Lbs.)
5MGT-535-15	9270-5730	107	21.06	.05
5MGT-600-15	9270-5525	120	23.62	.06
5MGT-815-15	9270-5625	163	32.09	.09

### 5mm Pitch — 25mm Wide

Part No.	Product No.	No. of Teeth	Pitch Length (In.)	Wt. Ea. (Lbs.)
5MGT-300-25	9270-5710	60	11.81	.04
5MGT-375-25	9270-5300	75	14.76	.05
5MGT-425-25	9270-5450	85	16.73	.06

Part No.	Product No.	No. of Teeth	Pitch Length (In.)	Wt. Ea. (Lbs.)
5MGT-535-25	9270-5740	107	21.06	.09
5MGT-600-25	9270-5550	120	23.62	.10
5MGT-815-25	9270-5650	163	32.09	.14





## Poly Chain® HTD® Belts

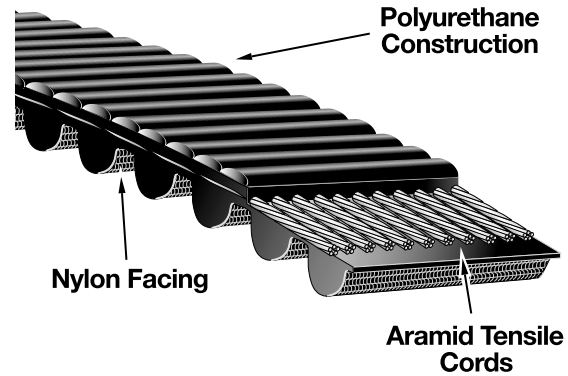
Gates original HTD tooth profile combined with Poly Chain belt construction.

### Markets/Applications

Suitable for replacement of HTD belts in HTD sprockets.

### Features/Advantages

- The durable **polyurethane body** resists chemicals, oil, pollutants, and abrasion.
- Robust **aramid tensile cords** combine minimal stretch with extraordinary strength.
- **Nylon tooth facing** provides durable wear surface for long life.



### Recommended Sprockets

Contact the Gates Made-To-Order Metals Team.

### Notes

Poly Chain HTD Belts are Standard/Non-Stock and may require manufacturing lead times. Contact Customer Service for availability.

Poly Chain HTD part numbers are comprised of pitch, pitch length and width. For example; part number PC1190-14M-55 denotes "PC" for Poly Chain, 1190mm pitch length, 14mm pitch and 55mm width.

Belt **pitch** is the distance in millimeters between two adjacent tooth centers as measured on the pitch line of the belt. Belt **pitch length** is the total length (circumference) in millimeters as measured along the pitch line. The theoretical pitch line of a Poly Chain HTD belt lies within the tensile member.

POLY CHAIN BELTS

### Product No. Series 9258

#### 14mm Pitch — 20mm Wide

Part No.	Product No.	No. of Teeth	Pitch Length (In.)	Wt. Ea. (Lbs.)
PC966-14M-20	9258-0080	69	38.03	.35
PC1190-14M-20	9258-0087	85	46.85	.44
PC1400-14M-20	9258-0094	100	55.12	.51
PC1610-14M-20	9258-0101	115	63.38	.59
PC1778-14M-20	9258-0108	127	70.00	.65
PC1890-14M-20	9258-0115	135	74.40	.69
PC2100-14M-20	9258-0122	150	82.67	.77
PC2310-14M-20	9258-0129	165	90.94	.84

#### 14mm Pitch — 55mm Wide

Part No.	Product No.	No. of Teeth	Pitch Length (In.)	Wt. Ea. (Lbs.)
PC966-14M-55	9258-0083	69	38.03	.97
PC1190-14M-55	9258-0090	85	46.85	1.20
PC1400-14M-55	9258-0097	100	55.12	1.41
PC1610-14M-55	9258-0104	115	63.38	1.62
PC1778-14M-55	9258-0111	127	70.00	1.79
PC1890-14M-55	9258-0118	135	74.40	1.90
PC2100-14M-55	9258-0125	150	82.67	2.11
PC2310-14M-55	9258-0132	165	90.94	2.32

#### 14mm Pitch — 30mm Wide

Part No.	Product No.	No. of Teeth	Pitch Length (In.)	Wt. Ea. (Lbs.)
PC966-14M-30	9258-0081	69	38.03	.53
PC1190-14M-30	9258-0088	85	46.85	.60
PC1400-14M-30	9258-0095	100	55.12	.77
PC1610-14M-30	9258-0102	115	63.38	.88
PC1778-14M-30	9258-0109	127	70.00	.98
PC1890-14M-30	9258-0116	135	74.40	1.04
PC2100-14M-30	9258-0123	150	82.67	1.15
PC2310-14M-30	9258-0130	165	90.94	1.27

#### 14mm Pitch — 85mm Wide

Part No.	Product No.	No. of Teeth	Pitch Length (In.)	Wt. Ea. (Lbs.)
PC966-14M-85	9258-0084	69	38.03	1.50
PC1190-14M-85	9258-0091	85	46.85	1.85
PC1400-14M-85	9258-0098	100	55.12	2.18
PC1610-14M-85	9258-0105	115	63.38	2.50
PC1778-14M-85	9258-0112	127	70.00	2.76
PC1890-14M-85	9258-0119	135	74.40	2.94
PC2100-14M-85	9258-0126	150	82.67	3.27
PC2310-14M-85	9258-0133	165	90.94	3.59

#### 14mm Pitch — 40mm Wide

Part No.	Product No.	No. of Teeth	Pitch Length (In.)	Wt. Ea. (Lbs.)
PC966-14M-40	9258-0082	69	38.03	.71
PC1190-14M-40	9258-0089	85	46.85	.87
PC1400-14M-40	9258-0096	100	55.12	1.02
PC1610-14M-40	9258-0103	115	63.38	1.18
PC1778-14M-40	9258-0110	127	70.00	1.30
PC1890-14M-40	9258-0117	135	74.40	1.38
PC2100-14M-40	9258-0124	150	82.67	1.54
PC2310-14M-40	9258-0131	165	90.94	1.69

#### 14mm Pitch — 115mm Wide

Part No.	Product No.	No. of Teeth	Pitch Length (In.)	Wt. Ea. (Lbs.)
PC966-14M-115	9258-0085	69	38.03	2.03
PC1190-14M-115	9258-0092	85	46.85	2.50
PC1400-14M-115	9258-0099	100	55.12	2.95
PC1610-14M-115	9258-0106	115	63.38	3.39
PC1778-14M-115	9258-0113	127	70.00	3.74
PC1890-14M-115	9258-0120	135	74.40	4.00
PC2100-14M-115	9258-0127	150	82.67	4.42
PC2310-14M-115	9258-0134	165	90.94	4.86





## Poly Chain® HTD® Belts

### Product No. Series 9258 (continued)

#### 14mm Pitch — 170mm Wide

Part No.	Product No.	No. of Teeth	Pitch Length (In.)	Wt. Ea. (Lbs.)
PC966-14M-170	9258-0086	69	38.03	3.00
PC1190-14M-170	9258-0093	85	46.85	3.70
PC1400-14M-170	9258-0100	100	55.12	4.35
PC1610-14M-170	9258-0107	115	63.38	5.01
PC1778-14M-170	9258-0114	127	70.00	5.53
PC1890-14M-170	9258-0121	135	74.40	5.88
PC2100-14M-170	9258-0128	150	82.67	6.53
PC2310-14M-170	9258-0135	165	90.94	7.19

POLY CHAIN BELTS





## Eliminator® Belts

Gates Eliminator belt eliminates the competition.

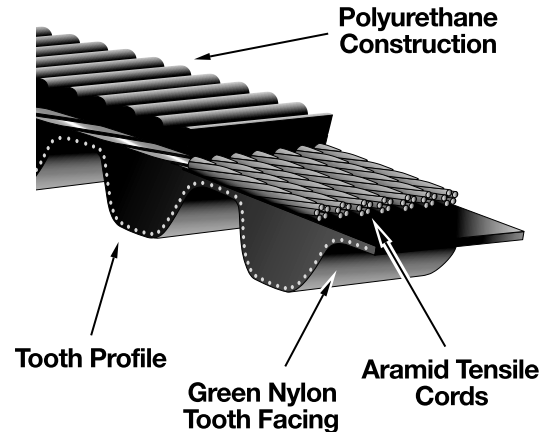
It's a high-performance, polyurethane, synchronous belt designed to replace an RPP® belt of the same pitch, width and comparable length (within approximately +/- .5" on center distance maximum).

### Markets/Applications

Any industrial applications utilizing RPP belts and sprockets, including Good Year® Blackhawk Pd™, Browning® RPP Panther®, Carlisle/Dayco® RPP Panther Ultra and TB Wood's® QT Power Chain®.

### Features/Advantages

- With durable **polyurethane construction** and robust **aramid tensile**, the Eliminator belt will last a minimum of two times longer than competitive RPP belts.
- The Eliminator **tooth profile** is designed to fit all RPP sprocket grooves, therefore it's not necessary to change sprockets, saving money on transaction costs and reducing downtime.
- **Green nylon tooth facing** reduces friction and provides durable wear surface for long life.



### Notes

Eliminator belts are Made-To-Order. Minimum order quantities and manufacturing lead times may apply.

Eliminator part numbers are comprised of pitch, pitch length and width. For example; part number 1280-8M-12E denotes a 1280mm pitch length, 8mm pitch, 12mm width, and "E" for Eliminator.

Belt **pitch** is the distance in millimeters between two adjacent tooth centers as measured on the pitch line of the belt. Belt **pitch length** is the total length (circumference) in millimeters as measured along the pitch line. The theoretical pitch line of an Eliminator belt lies within the tensile member.

ELIMINATOR BELTS

## Product No. Series 9307

### 8mm Pitch

Part No.	Product No.	No. of Teeth	Pitch Length (mm)	Pitch Length (In.)	Belt Width (mm)	Belt Width (In.)	Wt. Ea. (Lbs.)
640-8M-12E	9307-0080	80	640	25.197	12	.472	.47
640-8M-22E	9307-1080	80	640	25.197	22	.866	.53
640-8M-35E	9307-2080	80	640	25.197	35	1.378	.80
640-8M-60E	9307-3080	80	640	25.197	60	2.362	.95
720-8M-12E	9307-0090	90	720	28.346	12	.472	.52
720-8M-22E	9307-1090	90	720	28.346	22	.866	.60
720-8M-35E	9307-2090	90	720	28.346	35	1.378	.85
720-8M-60E	9307-3090	90	720	28.346	60	2.362	1.05
800-8M-12E	9307-0100	100	800	31.496	12	.472	.57
800-8M-22E	9307-1100	100	800	31.496	22	.866	.65
800-8M-35E	9307-2100	100	800	31.496	35	1.378	.90
800-8M-60E	9307-3100	100	800	31.496	60	2.362	1.10
896-8M-12E	9307-0112	112	896	35.276	12	.472	.62
896-8M-22E	9307-1112	112	896	35.276	22	.866	.70
896-8M-35E	9307-2112	112	896	35.276	35	1.378	1.00
896-8M-60E	9307-3112	112	896	35.276	60	2.362	1.20
960-8M-12E	9307-0120	120	960	37.795	12	.472	.64
960-8M-22E	9307-1120	120	960	37.795	22	.866	.71
960-8M-35E	9307-2120	120	960	37.795	35	1.378	1.00
960-8M-60E	9307-3120	120	960	37.795	60	2.362	1.22
1040-8M-12E	9307-0130	130	1040	40.945	12	.472	.65
1040-8M-22E	9307-1130	130	1040	40.945	22	.866	.75
1040-8M-35E	9307-2130	130	1040	40.945	35	1.378	1.05
1040-8M-60E	9307-3130	130	1040	40.945	60	2.362	1.30
1120-8M-12E	9307-0140	140	1120	44.094	12	.472	.70
1120-8M-22E	9307-1140	140	1120	44.094	22	.866	.82
1120-8M-35E	9307-2140	140	1120	44.094	35	1.378	1.10
1120-8M-60E	9307-3140	140	1120	44.094	60	2.362	1.40





# Eliminator® Belts

## Product No. Series 9307 (continued)

### 8mm Pitch (continued)

Part No.	Product No.	No. of Teeth	Pitch Length (mm)	Pitch Length (In.)	Belt Width (mm)	Belt Width (In.)	Wt. Ea. (Lbs.)
1200-8M-12E	9307-0150	150	1200	47.244	12	.472	.75
1200-8M-22E	9307-1150	150	1200	47.244	22	.866	.85
1200-8M-35E	9307-2150	150	1200	47.244	35	1.378	1.15
1200-8M-60E	9307-3150	150	1200	47.244	60	2.362	1.45
1224-8M-12E	9307-0153	153	1224	48.189	12	.472	.75
1224-8M-22E	9307-1153	153	1224	48.189	22	.866	.85
1224-8M-35E	9307-2153	153	1224	48.189	35	1.378	1.15
1224-8M-60E	9307-3153	153	1224	48.189	60	2.362	1.45
1280-8M-12E	9307-0160	160	1280	50.394	12	.472	.80
1280-8M-22E	9307-1160	160	1280	50.394	22	.866	.90
1280-8M-35E	9307-2160	160	1280	50.394	35	1.378	1.20
1280-8M-60E	9307-3160	160	1280	50.394	60	2.362	1.50
1440-8M-12E	9307-0180	180	1440	56.693	12	.472	.85
1440-8M-22E	9307-1180	180	1440	56.693	22	.866	1.00
1440-8M-35E	9307-2180	180	1440	56.693	35	1.378	1.30
1440-8M-60E	9307-3180	180	1440	56.693	60	2.362	1.65
1600-8M-12E	9307-0200	200	1600	62.992	12	.472	.93
1600-8M-22E	9307-1200	200	1600	62.992	22	.866	1.10
1600-8M-35E	9307-2200	200	1600	62.992	35	1.378	1.38
1600-8M-60E	9307-3200	200	1600	62.992	60	2.362	1.80
1760-8M-12E	9307-0220	220	1760	69.291	12	.472	1.00
1760-8M-22E	9307-1220	220	1760	69.291	22	.866	1.20
1760-8M-35E	9307-2220	220	1760	69.291	35	1.378	1.47
1760-8M-60E	9307-3220	220	1760	69.291	60	2.362	1.92
1792-8M-12E	9307-0224	224	1792	70.551	12	.472	1.03
1792-8M-22E	9307-1224	224	1792	70.551	22	.866	1.20
1792-8M-35E	9307-2224	224	1792	70.551	35	1.378	1.48
1792-8M-60E	9307-3224	224	1792	70.551	60	2.362	1.93
2000-8M-12E	9307-0250	250	2000	78.740	12	.472	1.10
2000-8M-22E	9307-1250	250	2000	78.740	22	.866	1.33
2000-8M-35E	9307-2250	250	2000	78.740	35	1.378	1.62
2000-8M-60E	9307-3250	250	2000	78.740	60	2.362	2.12
2200-8M-12E	9307-0275	275	2200	86.614	12	.472	1.20
2200-8M-22E	9307-1275	275	2200	86.614	22	.866	1.45
2200-8M-35E	9307-2275	275	2200	86.614	35	1.378	1.75
2200-8M-60E	9307-3275	275	2200	86.614	60	2.362	2.30
2400-8M-12E	9307-0300	300	2400	94.488	12	.472	1.30
2400-8M-22E	9307-1300	300	2400	94.488	22	.866	1.57
2400-8M-35E	9307-2300	300	2400	94.488	35	1.378	1.85
2400-8M-60E	9307-3300	300	2400	94.488	60	2.362	2.45
2600-8M-12E	9307-0325	325	2600	102.362	12	.472	1.40
2600-8M-22E	9307-1325	325	2600	102.362	22	.866	1.68
2600-8M-35E	9307-2325	325	2600	102.362	35	1.378	1.96
2600-8M-60E	9307-3325	325	2600	102.362	60	2.362	2.62
2800-8M-12E	9307-0350	350	2800	110.236	12	.472	1.50
2800-8M-22E	9307-1350	350	2800	110.236	22	.866	1.80
2800-8M-35E	9307-2350	350	2800	110.236	35	1.378	2.08
2800-8M-60E	9307-3350	350	2800	110.236	60	2.362	2.80
3048-8M-12E	9307-0381	381	3048	120.000	12	.472	1.60
3048-8M-22E	9307-1381	381	3048	120.000	22	.866	1.93
3048-8M-35E	9307-2381	381	3048	120.000	35	1.378	2.25
3048-8M-60E	9307-3381	381	3048	120.000	60	2.362	3.00
3280-8M-12E	9307-0410	410	3280	129.134	12	.472	1.67
3280-8M-22E	9307-1410	410	3280	129.134	22	.866	2.03
3280-8M-35E	9307-2410	410	3280	129.134	35	1.378	2.40
3280-8M-60E	9307-3410	410	3280	129.134	60	2.362	3.20
3600-8M-12E	9307-0450	450	3600	141.732	12	.472	1.83
3600-8M-22E	9307-1450	450	3600	141.732	22	.866	2.25
3600-8M-35E	9307-2450	450	3600	141.732	35	1.378	2.55
3600-8M-60E	9307-3450	450	3600	141.732	60	2.362	3.45

ELIMINATOR BELTS







## Eliminator® Belts

### Product No. Series 9307 (continued)

#### 8mm Pitch (continued)

Part No.	Product No.	No. of Teeth	Pitch Length (mm)	Pitch Length (In.)	Belt Width (mm)	Belt Width (In.)	Wt. Ea. (Lbs.)
4400-8M-12E	9307-0550	550	4400	173.228	12	.472	2.20
4400-8M-22E	9307-1550	550	4400	173.228	22	.866	2.70
4400-8M-35E	9307-2550	550	4400	173.228	35	1.378	3.03
4400-8M-60E	9307-3550	550	4400	173.228	60	2.362	4.15

#### 14mm Pitch

Part No.	Product No.	No. of Teeth	Pitch Length (mm)	Pitch Length (In.)	Belt Width (mm)	Belt Width (In.)	Wt. Ea. (Lbs.)
994-14M-20E	9307-4071	71	994	39.130	20	.787	1.50
994-14M-42E	9307-5071	71	994	39.130	42	1.654	1.80
994-14M-65E	9307-6071	71	994	39.130	65	2.559	2.40
994-14M-90E	9307-7071	71	994	39.130	90	3.543	3.10
994-14M-120E	9307-8071	71	994	39.130	120	4.724	3.60
1190-14M-20E	9307-4085	85	1190	46.850	20	.787	1.68
1190-14M-42E	9307-5085	85	1190	46.850	42	1.654	2.00
1190-14M-65E	9307-6085	85	1190	46.850	65	2.559	2.70
1190-14M-90E	9307-7085	85	1190	46.850	90	3.543	3.40
1190-14M-120E	9307-8085	85	1190	46.850	120	4.724	4.00
1400-14M-20E	9307-4100	100	1400	55.118	20	.787	1.82
1400-14M-42E	9307-5100	100	1400	55.118	42	1.654	2.20
1400-14M-65E	9307-6100	100	1400	55.118	65	2.559	2.90
1400-14M-90E	9307-7100	100	1400	55.118	90	3.543	3.80
1400-14M-120E	9307-8100	100	1400	55.118	120	4.724	4.40
1610-14M-20E	9307-4115	115	1610	63.386	20	.787	1.90
1610-14M-42E	9307-5115	115	1610	63.386	42	1.654	2.40
1610-14M-65E	9307-6115	115	1610	63.386	65	2.559	3.30
1610-14M-90E	9307-7115	115	1610	63.386	90	3.543	4.44
1610-14M-120E	9307-8115	115	1610	63.386	120	4.724	5.27
1750-14M-20E	9307-4125	125	1750	68.898	20	.787	2.00
1750-14M-42E	9307-5125	125	1750	68.898	42	1.654	2.60
1750-14M-65E	9307-6125	125	1750	68.898	65	2.559	3.40
1750-14M-90E	9307-7125	125	1750	68.898	90	3.543	4.66
1750-14M-120E	9307-8125	125	1750	68.898	120	4.724	5.56
1890-14M-20E	9307-4135	135	1890	74.409	20	.787	2.10
1890-14M-42E	9307-5135	135	1890	74.409	42	1.654	2.70
1890-14M-65E	9307-6135	135	1890	74.409	65	2.559	3.60
1890-14M-90E	9307-7135	135	1890	74.409	90	3.543	4.88
1890-14M-120E	9307-8135	135	1890	74.409	120	4.724	5.85
2100-14M-20E	9307-4150	150	2100	82.677	20	.787	2.20
2100-14M-42E	9307-5150	150	2100	82.677	42	1.654	2.90
2100-14M-65E	9307-6150	150	2100	82.677	65	2.559	3.90
2100-14M-90E	9307-7150	150	2100	82.677	90	3.543	5.20
2100-14M-120E	9307-8150	150	2100	82.677	120	4.724	6.29
2310-14M-20E	9307-4165	165	2310	90.945	20	.787	2.35
2310-14M-42E	9307-5165	165	2310	90.945	42	1.654	3.10
2310-14M-65E	9307-6165	165	2310	90.945	65	2.559	4.25
2310-14M-90E	9307-7165	165	2310	90.945	90	3.543	5.53
2310-14M-120E	9307-8165	165	2310	90.945	120	4.724	6.72
2450-14M-20E	9307-4175	175	2450	96.457	20	.787	2.40
2450-14M-42E	9307-5175	175	2450	96.457	42	1.654	3.25
2450-14M-65E	9307-6175	175	2450	96.457	65	2.559	4.45
2450-14M-90E	9307-7175	175	2450	96.457	90	3.543	5.74
2450-14M-120E	9307-8175	175	2450	96.457	120	4.724	7.00
2590-14M-20E	9307-4185	185	2590	101.968	20	.787	2.50
2590-14M-42E	9307-5185	185	2590	101.968	42	1.654	3.40
2590-14M-65E	9307-6185	185	2590	101.968	65	2.559	4.60
2590-14M-90E	9307-7185	185	2590	101.968	90	3.543	5.96
2590-14M-120E	9307-8185	185	2590	101.968	120	4.724	7.30

ELIMINATOR BELTS





# Eliminator® Belts

## Product No. Series 9307 (continued)

### 14mm Pitch (continued)

Part No.	Product No.	No. of Teeth	Pitch Length (mm)	Pitch Length (In.)	Belt Width (mm)	Belt Width (In.)	Wt. Ea. (Lbs.)
2800-14M-20E	9307-4200	200	2800	110.236	20	.787	2.63
2800-14M-42E	9307-5200	200	2800	110.236	42	1.654	3.60
2800-14M-65E	9307-6200	200	2800	110.236	65	2.559	4.95
2800-14M-90E	9307-7200	200	2800	110.236	90	3.543	6.29
2800-14M-120E	9307-8200	200	2800	110.236	120	4.724	7.73
3136-14M-20E	9307-4224	224	3136	123.465	20	.787	2.84
3136-14M-42E	9307-5224	224	3136	123.465	42	1.654	3.92
3136-14M-65E	9307-6224	224	3136	123.465	65	2.559	5.46
3136-14M-90E	9307-7224	224	3136	123.465	90	3.543	6.81
3136-14M-120E	9307-8224	224	3136	123.465	120	4.724	8.34
3360-14M-20E	9307-4240	240	3360	132.283	20	.787	2.96
3360-14M-42E	9307-5240	240	3360	132.283	42	1.654	4.10
3360-14M-65E	9307-6240	240	3360	132.283	65	2.559	5.71
3360-14M-90E	9307-7240	240	3360	132.283	90	3.543	7.16
3360-14M-120E	9307-8240	240	3360	132.283	120	4.724	8.89
3500-14M-20E	9307-4250	250	3500	137.795	20	.787	3.05
3500-14M-42E	9307-5250	250	3500	137.795	42	1.654	4.30
3500-14M-65E	9307-6250	250	3500	137.795	65	2.559	5.95
3500-14M-90E	9307-7250	250	3500	137.795	90	3.543	7.37
3500-14M-120E	9307-8250	250	3500	137.795	120	4.724	9.18
3850-14M-20E	9307-4275	275	3850	151.575	20	.787	3.25
3850-14M-42E	9307-5275	275	3850	151.575	42	1.654	4.60
3850-14M-65E	9307-6275	275	3850	151.575	65	2.559	6.50
3850-14M-90E	9307-7275	275	3850	151.575	90	3.543	7.92
3850-14M-120E	9307-8275	275	3850	151.575	120	4.724	9.91
4326-14M-20E	9307-4309	309	4326	170.315	20	.787	3.55
4326-14M-42E	9307-5309	309	4326	170.315	42	1.654	5.10
4326-14M-65E	9307-6309	309	4326	170.315	65	2.559	7.20
4326-14M-90E	9307-7309	309	4326	170.315	90	3.543	8.80
4326-14M-120E	9307-8309	309	4326	170.315	120	4.724	10.80

ELIMINATOR BELTS





# Eliminator® Competitive Crossover

Goodyear® BlackHawk Pd®	Carlisle/Dayco® Panther® Ultra	T.B. Woods® QT Power Chain®	Browning® RPP® Panther®	Gates Eliminator
480 8M BH 12	480PTH8M-12	480 8M 12W	480PTH8M-12	—
480 8M BH 22	480PTH8M-22	480 8M 22W	480PTH8M-22	—
480 8M BH 35	480PTH8M-35	480 8M 35W	480PTH8M-35	—
480 8M BH 60	480PTH8M-60	480 8M 60W	480PTH8M-60	—
560 8M BH 12	560PTH8M-12	560 8M 12W	560PTH8M-12	—
560 8M BH 22	560PTH8M-22	560 8M 22W	560PTH8M-22	—
560 8M BH 35	560PTH8M-35	560 8M 35W	560PTH8M-35	—
560 8M BH 60	560PTH8M-60	560 8M 60W	560PTH8M-60	—
600 8M BH 12	600PTH8M-12	600 8M 12W	600PTH8M-12	—
600 8M BH 22	600PTH8M-22	600 8M 22W	600PTH8M-22	—
600 8M BH 35	600PTH8M-35	600 8M 35W	600PTH8M-35	—
600 8M BH 60	600PTH8M-60	600 8M 60W	600PTH8M-60	—
640 8M BH 12	640PTH8M-12	640 8M 12W	640PTH8M-12	640-8M-12E
640 8M BH 22	640PTH8M-22	640 8M 22W	640PTH8M-22	640-8M-22E
640 8M BH 35	640PTH8M-35	640 8M 35W	640PTH8M-35	640-8M-35E
640 8M BH 60	640PTH8M-60	640 8M 60W	640PTH8M-60	640-8M-60E
720 8M BH 12	720PTH8M-12	720 8M 12W	720PTH8M-12	720-8M-12E
720 8M BH 22	720PTH8M-22	720 8M 22W	720PTH8M-22	720-8M-22E
720 8M BH 35	720PTH8M-35	720 8M 35W	720PTH8M-35	720-8M-35E
720 8M BH 60	720PTH8M-60	720 8M 60W	720PTH8M-60	720-8M-60E
800 8M BH 12	800PTH8M-12	800 8M 12W	800PTH8M-12	800-8M-12E
800 8M BH 22	800PTH8M-22	800 8M 22W	800PTH8M-22	800-8M-22E
800 8M BH 35	800PTH8M-35	800 8M 35W	800PTH8M-35	800-8M-35E
800 8M BH 60	800PTH8M-60	800 8M 60W	800PTH8M-60	800-8M-60E
880 8M BH 12	880PTH8M-12	880 8M 12W	880PTH8M-12	896-8M-12E
880 8M BH 22	880PTH8M-22	880 8M 22W	880PTH8M-22	896-8M-22E
880 8M BH 35	880PTH8M-35	880 8M 35W	880PTH8M-35	896-8M-35E
880 8M BH 60	880PTH8M-60	880 8M 60W	880PTH8M-60	896-8M-60E
960 8M BH 12	960PTH8M-12	960 8M 12W	960PTH8M-12	960-8M-12E
960 8M BH 22	960PTH8M-22	960 8M 22W	960PTH8M-22	960-8M-22E
960 8M BH 35	960PTH8M-35	960 8M 35W	960PTH8M-35	960-8M-35E
960 8M BH 60	960PTH8M-60	960 8M 60W	960PTH8M-60	960-8M-60E
1040 8M BH 12	1040PTH8M-12	1040 8M 12W	1040PTH8M-12	1040-8M-12E
1040 8M BH 22	1040PTH8M-22	1040 8M 22W	1040PTH8M-22	1040-8M-22E
1040 8M BH 35	1040PTH8M-35	1040 8M 35W	1040PTH8M-35	1040-8M-35E
1040 8M BH 60	1040PTH8M-60	1040 8M 60W	1040PTH8M-60	1040-8M-60E
1120 8M BH 12	1120PTH8M-12	1120 8M 12W	1120PTH8M-12	1120-8M-12E
1120 8M BH 22	1120PTH8M-22	1120 8M 22W	1120PTH8M-22	1120-8M-22E
1120 8M BH 35	1120PTH8M-35	1120 8M 35W	1120PTH8M-35	1120-8M-35E
1120 8M BH 60	1120PTH8M-60	1120 8M 60W	1120PTH8M-60	1120-8M-60E
1200 8M BH 12	1200PTH8M-12	1200 8M 12W	1200PTH8M-12	1200-8M-12E
1200 8M BH 22	1200PTH8M-22	1200 8M 22W	1200PTH8M-22	1200-8M-22E
1200 8M BH 35	1200PTH8M-35	1200 8M 35W	1200PTH8M-35	1200-8M-35E
1200 8M BH 60	1200PTH8M-60	1200 8M 60W	1200PTH8M-60	1200-8M-60E
—	1224PTH8M-12	—	1224PTH8M-12	1224-8M-12E
—	1224PTH8M-22	—	1224PTH8M-22	1224-8M-22E
—	1224PTH8M-35	—	1224PTH8M-35	1224-8M-35E
—	1224PTH8M-60	—	1224PTH8M-60	1224-8M-60E
1280 8M BH 12	1280PTH8M-12	1280 8M 12W	1280PTH8M-12	1280-8M-12E
1280 8M BH 22	1280PTH8M-22	1280 8M 22W	1280PTH8M-22	1280-8M-22E
1280 8M BH 35	1280PTH8M-35	1280 8M 35W	1280PTH8M-35	1280-8M-35E
1280 8M BH 60	1280PTH8M-60	1280 8M 60W	1280PTH8M-60	1280-8M-60E
1440 8M BH 12	1440PTH8M-12	1440 8M 12W	1440PTH8M-12	1440-8M-12E
1440 8M BH 22	1440PTH8M-22	1440 8M 22W	1440PTH8M-22	1440-8M-22E
1440 8M BH 35	1440PTH8M-35	1440 8M 35W	1440PTH8M-35	1440-8M-35E
1440 8M BH 60	1440PTH8M-60	1440 8M 60W	1440PTH8M-60	1440-8M-62E
1600 8M BH 12	1600PTH8M-12	1600 8M 12W	1600PTH8M-12	1600-8M-12E
1600 8M BH 22	1600PTH8M-22	1600 8M 22W	1600PTH8M-22	1600-8M-22E
1600 8M BH 35	1600PTH8M-35	1600 8M 35W	1600PTH8M-35	1600-8M-35E
1600 8M BH 60	1600PTH8M-60	1600 8M 60W	1600PTH8M-60	1600-8M-60E
1760 8M BH 12	1760PTH8M-12	1760 8M 12W	1760PTH8M-12	1760-8M-12E
1760 8M BH 22	1760PTH8M-22	1760 8M 22W	1760PTH8M-22	1760-8M-22E
1760 8M BH 35	1760PTH8M-35	1760 8M 35W	1760PTH8M-35	1760-8M-35E
1760 8M BH 60	1760PTH8M-60	1760 8M 60W	1760PTH8M-60	1760-8M-60E

ELIMINATOR BELTS





## Eliminator<sup>®</sup> Competitive Crossover

Goodyear <sup>®</sup> BlackHawk Pd <sup>®</sup>	Carlisle/Dayco <sup>®</sup> Panther <sup>®</sup> Ultra	T.B. Woods <sup>®</sup> QT Power Chain <sup>®</sup>	Browning <sup>®</sup> RPP <sup>®</sup> Panther <sup>®</sup>	Gates Eliminator
1800 8M BH 12	1800PTH8M-12	1800 8M 12W	1800PTH8M-12	1792-8M-12E
1800 8M BH 22	1800PTH8M-22	1800 8M 22W	1800PTH8M-22	1792-8M-22E
1800 8M BH 35	1800PTH8M-35	1800 8M 35W	1800PTH8M-35	1792-8M-35E
1800 8M BH 60	1800PTH8M-60	1800 8M 60W	1800PTH8M-60	1792-8M-60E
2000 8M BH 12	2000PTH8M-12	2000 8M 12W	2000PTH8M-12	2000-8M-12E
2000 8M BH 22	2000PTH8M-22	2000 8M 22W	2000PTH8M-22	2000-8M-22E
2000 8M BH 35	2000PTH8M-35	2000 8M 35W	2000PTH8M-35	2000-8M-35E
2000 8M BH 60	2000PTH8M-60	2000 8M 60W	2000PTH8M-60	2000-8M-60E
—	2200PTH8M-12	2200 8M 12W	2200PTH8M-12	2200-8M-12E
—	2200PTH8M-22	2200 8M 22W	2200PTH8M-22	2200-8M-22E
—	2200PTH8M-35	2200 8M 35W	2200PTH8M-35	2200-8M-35E
—	2200PTH8M-60	2200 8M 60W	2200PTH8M-60	2200-8M-60E
2400 8M BH 12	2400PTH8M-12	2400 8M 12W	2400PTH8M-12	2400-8M-12E
2400 8M BH 22	2400PTH8M-22	2400 8M 22W	2400PTH8M-22	2400-8M-22E
2400 8M BH 35	2400PTH8M-35	2400 8M 35W	2400PTH8M-35	2400-8M-35E
2400 8M BH 60	2400PTH8M-60	2400 8M 60W	2400PTH8M-60	2400-8M-60E
2600 8M BH 12	2600PTH8M-12	2600 8M 12W	2600PTH8M-12	2600-8M-12E
2600 8M BH 22	2600PTH8M-22	2600 8M 22W	2600PTH8M-22	2600-8M-22E
2600 8M BH 35	2600PTH8M-35	2600 8M 35W	2600PTH8M-35	2600-8M-35E
2600 8M BH 60	2600PTH8M-60	2600 8M 60W	2600PTH8M-60	2600-8M-60E
2800 8M BH 12	2800PTH8M-12	2800 8M 12W	2800PTH8M-12	2800-8M-12E
2800 8M BH 22	2800PTH8M-22	2800 8M 22W	2800PTH8M-22	2800-8M-22E
2800 8M BH 35	2800PTH8M-35	2800 8M 35W	2800PTH8M-35	2800-8M-35E
2800 8M BH 60	2800PTH8M-60	2800 8M 60W	2800PTH8M-60	2800-8M-60E
3048 8M BH 12	3048PTH8M-12	3048 8M 12W	3048PTH8M-12	3048-8M-12E
3048 8M BH 22	3048PTH8M-22	3048 8M 22W	3048PTH8M-22	3048-8M-22E
3048 8M BH 35	3048PTH8M-35	3048 8M 35W	3048PTH8M-35	3048-8M-35E
3048 8M BH 60	3048PTH8M-60	3048 8M 60W	3048PTH8M-60	3048-8M-60E
3280 8M BH 12	3280PTH8M-12	3280 8M 12W	3280PTH8M-12	3280-8M-12E
3280 8M BH 22	3280PTH8M-22	3280 8M 22W	3280PTH8M-22	3280-8M-22E
3280 8M BH 35	3280PTH8M-35	3280 8M 35W	3280PTH8M-35	3280-8M-35E
3280 8M BH 60	3280PTH8M-60	3280 8M 60W	3280PTH8M-60	3280-8M-60E
3600 8M BH 12	3600PTH8M-12	3600 8M 12W	3600PTH8M-12	3600-8M-12E
3600 8M BH 22	3600PTH8M-22	3600 8M 22W	3600PTH8M-22	3600-8M-22E
3600 8M BH 35	3600PTH8M-35	3600 8M 35W	3600PTH8M-35	3600-8M-35E
3600 8M BH 60	3600PTH8M-60	3600 8M 60W	3600PTH8M-60	3600-8M-60E
4400 8M BH 12	4400PTH8M-12	4400 8M 12W	4400PTH8M-12	4400-8M-12E
4400 8M BH 22	4400PTH8M-22	4400 8M 22W	4400PTH8M-22	4400-8M-22E
4400 8M BH 35	4400PTH8M-35	4400 8M 35W	4400PTH8M-35	4400-8M-35E
4400 8M BH 60	4400PTH8M-60	4400 8M 60W	4400PTH8M-60	4400-8M-60E
966 14M BH 20	966PTH14M-20	966 14M 20W	966PTH14M-20	994-14M-20E
966 14M BH 42	966PTH14M-42	966 14M 42W	966PTH14M-42	994-14M-42E
966 14M BH 65	966PTH14M-65	966 14M 65W	966PTH14M-65	994-14M-65E
966 14M BH 90	966PTH14M-90	966 14M 90W	966PTH14M-90	994-14M-90E
966 14M BH 120	966PTH14M-120	966 14M 120W	966PTH14M-120	994-14M-120E
1190 14M BH 20	1190PTH14M-20	1190 14M 20W	1190PTH14M-20	1190-14M-20E
1190 14M BH 42	1190PTH14M-42	1190 14M 42W	1190PTH14M-42	1190-14M-42E
1190 14M BH 65	1190PTH14M-65	1190 14M 65W	1190PTH14M-65	1190-14M-65E
1190 14M BH 90	1190PTH14M-90	1190 14M 90W	1190PTH14M-90	1190-14M-90E
1190 14M BH 120	1190PTH14M-120	1190 14M 120W	1190PTH14M-120	1190-14M-120E
1400 14M BH 20	1400PTH14M-20	1400 14M 20W	1400PTH14M-20	1400-14M-20E
1400 14M BH 42	1400PTH14M-42	1400 14M 42W	1400PTH14M-42	1400-14M-42E
1400 14M BH 65	1400PTH14M-65	1400 14M 65W	1400PTH14M-65	1400-14M-65E
1400 14M BH 90	1400PTH14M-90	1400 14M 90W	1400PTH14M-90	1400-14M-90E
1400 14M BH 120	1400PTH14M-120	1400 14M 120W	1400PTH14M-120	1400-14M-120E
1610 14M BH 20	1610PTH14M-20	1610 14M 20W	1610PTH14M-20	1610-14M-20E
1610 14M BH 42	1610PTH14M-42	1610 14M42W	1610PTH14M-42	1610-14M-42E
1610 14M BH 65	1610PTH14M-65	1610 14M 65W	1610PTH14M-65	1610-14M-65E
1610 14M BH 90	1610PTH14M-90	1610 14M 90W	1610PTH14M-90	1610-14M-90E
1610 14M BH 120	1610PTH14M-120	1610 14M 120W	1610PTH14M-120	1610-14M-120E
1778 14M BH 20	1778PTH14M-20	1778 14M 20W	1778PTH14M-20	1750-14M-20E
1778 14M BH 42	1778PTH14M-42	1778 14M 42W	1778PTH14M-42	1750-14M-42E
1778 14M BH 65	1778PTH14M-65	1778 14M 65W	1778PTH14M-65	1750-14M-65E
1778 14M BH 90	1778PTH14M-90	1778 14M 90W	1778PTH14M-90	1750-14M-90E
1778 14M BH 120	1778PTH14M-120	1778 14M 120W	1778PTH14M-120	1750-14M-120E

ELIMINATOR BELTS





# Eliminator® Competitive Crossover

Goodyear® BlackHawk Pd®	Carlisle/Dayco® Panther® Ultra	T.B. Woods® QT Power Chain®	Browning® RPP® Panther®	Gates Eliminator
1890 14M BH 20	1890PTH14M-20	1890 14M 20W	1890PTH14M-20	1890-14M-20E
1890 14M BH 42	1890PTH14M-42	1890 14M 42W	1890PTH14M-42	1890-14M-42E
1890 14M BH 65	1890PTH14M-65	1890 14M 65W	1890PTH14M-65	1890-14M-65E
1890 14M BH 90	1890PTH14M-90	1890 14M 90W	1890PTH14M-90	1890-14M-90E
1890 14M BH 120	1890PTH14M-120	1890 14M 120W	1890PTH14M-120	1890-14M-120E
2100 14M BH 20	2100PTH14M-20	2100 14M 20W	2100PTH14M-20	2100-14M-20E
2100 14M BH 42	2100PTH14M-42	2100 14M 42W	2100PTH14M-42	2100-14M-42E
2100 14M BH 65	2100PTH14M-65	2100 14M 65W	2100PTH14M-65	2100-14M-65E
2100 14M BH 90	2100PTH14M-90	2100 14M 90W	2100PTH14M-90	2100-14M-90E
2100 14M BH 120	2100PTH14M-120	2100 14M 120W	2100PTH14M-120	2100-14M-120E
2310 14M BH 20	2310PTH14M-20	2310 14M 20W	2310PTH14M-20	2310-14M-20E
2310 14M BH 42	2310PTH14M-42	2310 14M 42W	2310PTH14M-42	2310-14M-42E
2310 14M BH 65	2310PTH14M-65	2310 14M 65W	2310PTH14M-65	2310-14M-65E
2310 14M BH 90	2310PTH14M-90	2310 14M 90W	2310PTH14M-90	2310-14M-90E
2310 14M BH 120	2310PTH14M-120	2310 14M 120W	2310PTH14M-120	2310-14M-120E
2450 14M BH 20	2450PTH14M-20	2450 14M 20W	2450PTH14M-20	2450-14M-20E
2450 14M BH 42	2450PTH14M-42	2450 14M 42W	2450PTH14M-42	2450-14M-42E
2450 14M BH 65	2450PTH14M-65	2450 14M 65W	2450PTH14M-65	2450-14M-65E
2450 14M BH 90	2450PTH14M-90	2450 14M 90W	2450PTH14M-90	2450-14M-90E
2450 14M BH 120	2450PTH14M-120	2450 14M 120W	2450PTH14M-120	2450-14M-120E
2590 14M BH 20	2590PTH14M-20	2590 14M 20W	2590PTH14M-20	2590-14M-20E
2590 14M BH 42	2590PTH14M-42	2590 14M 42W	2590PTH14M-42	2590-14M-42E
2590 14M BH 65	2590PTH14M-65	2590 14M 65W	2590PTH14M-65	2590-14M-65E
2590 14M BH 90	2590PTH14M-90	2590 14M 90W	2590PTH14M-90	2590-14M-90E
2590 14M BH 120	2590PTH14M-120	2590 14M 120W	2590PTH14M-120	2590-14M-120E
2800 14M BH 20	2800PTH14M-20	2800 14M 20W	2800PTH14M-20	2800-14M-20E
2800 14M BH 42	2800PTH14M-42	2800 14M 42W	2800PTH14M-42	2800-14M-42E
2800 14M BH 65	2800PTH14M-65	2800 14M 65W	2800PTH14M-65	2800-14M-65E
2800 14M BH 90	2800PTH14M-90	2800 14M 90W	2800PTH14M-90	2800-14M-90E
2800 14M BH 120	2800PTH14M-120	2800 14M 120W	2800PTH14M-120	2800-14M-125E
3150 14M BH 20	3150PTH14M-20	3150 14M 20W	3150PTH14M-20	3136-14M-20E
3150 14M BH 42	3150PTH14M-42	3150 14M 42W	3150PTH14M-42	3136-14M-42E
3150 14M BH 65	3150PTH14M-65	3150 14M 65W	3150PTH14M-65	3136-14M-65E
3150 14M BH 90	3150PTH14M-90	3150 14M 90W	3150PTH14M-90	3136-14M-90E
3150 14M BH 120	3150PTH14M-120	3150 14M 120W	3150PTH14M-120	3136-14M-120E
3360 14M BH 20	3360PTH14M-20	3360 14M 20W	3360PTH14M-20	3360-14M-20E
3360 14M BH 42	3360PTH14M-42	3360 14M 42W	3360PTH14M-42	3360-14M-42E
3360 14M BH 65	3360PTH14M-65	3360 14M 65W	3360PTH14M-65	3360-14M-65E
3360 14M BH 90	3360PTH14M-90	3360 14M 90W	3360PTH14M-90	3360-14M-90E
3360 14M BH 120	3360PTH14M-120	3360 14M 120W	3360PTH14M-120	3360-14M-120E
3500 14M BH 20	3500PTH14M-20	3500 14M 20W	3500PTH14M-20	3500-14M-20E
3500 14M BH 42	3500PTH14M-42	3500 14M 42W	3500PTH14M-42	3500-14M-42E
3500 14M BH 65	3500PTH14M-65	3500 14M 65W	3500PTH14M-65	3500-14M-65E
3500 14M BH 90	3500PTH14M-90	3500 14M 90W	3500PTH14M-90	3500-14M-90E
3500 14M BH 120	3500PTH14M-120	3500 14M 120W	3500PTH14M-120	3500-14M-120E
3850 14M BH 20	3850PTH14M-20	3850 14M 20W	3850PTH14M-20	3850-14M-20E
3850 14M BH 42	3850PTH14M-42	3850 14M 42W	3850PTH14M-42	3850-14M-42E
3850 14M BH 65	3850PTH14M-65	3850 14M 65W	3850PTH14M-65	3850-14M-65E
3850 14M BH 90	3850PTH14M-90	3850 14M 90W	3850PTH14M-90	3850-14M-90E
3850 14M BH 120	3850PTH14M-120	3850 14M 120W	3850PTH14M-120	3850-14M-120E
4326 14M BH 20	4326PTH14M-20	4326 14M 20W	4326PTH14M-20	4326-14M-20E
4326 14M BH 42	4326PTH14M-42	4326 14M 42W	4326PTH14M-42	4326-14M-42E
4326 14M BH 65	4326PTH14M-65	4326 14M 65W	4326PTH14M-65	4326-14M-65E
4326 14M BH 90	4326PTH14M-90	4326 14M 90W	4326PTH14M-90	4326-14M-90E
4326 14M BH 120	4326PTH14M-120	4326 14M 120W	4326PTH14M-120	4326-14M-120E
4578 14M BH 20	4578PTH14M-20	4578 14M 20W	4578PTH14M-20	—
4578 14M BH 42	4578PTH14M-42	4578 14M 42W	4578PTH14M-42	—
4578 14M BH 65	4578PTH14M-65	4578 14M 65W	4578PTH14M-65	—
4578 14M BH 90	4578PTH14M-90	4578 14M 90W	4578PTH14M-90	—
4578 14M BH 120	4578PTH14M-120	4578 14M 120W	4578PTH14M-120	—
4956 14M BH 20	4956PTH14M-20	4956 14M 20W	4956PTH14M-20	—
4956 14M BH 42	4956PTH14M-42	4956 14M 42W	4956PTH14M-42	—
4956 14M BH 65	4956PTH14M-65	4956 14M 65W	4956PTH14M-65	—
4956 14M BH 90	4956PTH14M-90	4956 14M 90W	4956PTH14M-90	—
4956 14M BH 120	4956PTH14M-120	4956 14M 120W	4956PTH14M-120	—

ELIMINATOR BELTS





## PowerGrip® TruMotion® Belts

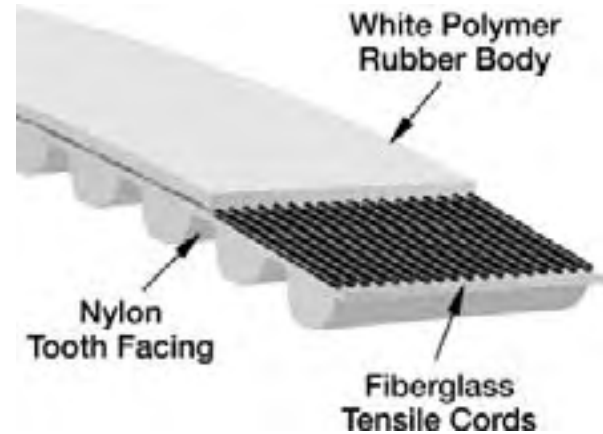
The new PowerGrip TruMotion belts are available in all of Gates light duty synchronous pitches.

PowerGrip GT TruMotion Belts: 2MR, 3MR and 5MR

PowerGrip TruMotion Belts: 3M and 5M

PowerGripTiming Belts: MXL, XL and L

PowerGrip TruMotion Belts are made to order. Please contact customer service for price and availability.



### Markets/Applications

The TruMotion belt construction utilizes a clean white polymer and a polymer free nylon tooth surface, resulting in minimal dusting. This makes it ideal for many applications including data storage equipment, printers, plotters, medical equipment, food processors, money handling, copiers and other office equipment.

### Features/Advantages

- Fiberglass tensile cord provides excellent flex life, and high resistance to elongation.
- The white polymer rubber body provides a non marking, cleaner running construction
- The polymer free nylon tooth facing provides a durable wear surface for longer service life and lower noise levels.

### Recommended Sprockets

PowerGrip GT Trumotion Belts: PowerGrip GT2 Sprockets  
PowerGrip HTD Trumotion Belts: PowerGrip HTD Sprockets  
PowerGrip Timing TruMotion Belts: PowerGrip Timing Pulleys

### Notes

PowerGrip TruMotion belts are made-to-order. Minimum order quantities of 3 drums will be required. Check with Customer Service for availability.

## Product No. Series 9581

### 2MR Pitch

Part No.	No. of Teeth	Pitch Length (In.)	Part No.	No. of Teeth	Pitch Length (In.)	Part No.	No. of Teeth	Pitch Length (In.)	Part No.	No. of Teeth	Pitch Length (In.)
E2MR-96	48	3.78	E2MR-180	90	7.09	E2MR-280	140	11.02	E2MR-456	228	17.95
E2MR-100	50	3.94	E2MR-186	93	7.32	E2MR-286	143	11.26	E2MR-470	235	18.50
E2MR-112	56	4.41	E2MR-192	96	7.56	E2MR-300	150	11.81	E2MR-474	237	18.66
E2MR-124	62	4.88	E2MR-200	100	7.87	E2MR-320	160	12.60	E2MR-488	244	19.21
E2MR-126	63	4.96	E2MR-202	101	7.95	E2MR-322	161	12.68	E2MR-504	252	19.84
E2MR-130	65	5.12	E2MR-208	104	8.19	E2MR-332	166	13.07	E2MR-528	264	20.79
E2MR-132	66	5.20	E2MR-210	105	8.27	E2MR-342	171	13.46	E2MR-552	276	21.73
E2MR-134	67	5.28	E2MR-212	106	8.35	E2MR-346	173	13.62	E2MR-560	280	22.05
E2MR-136	68	5.35	E2MR-216	108	8.50	E2MR-350	175	13.78	E2MR-576	288	22.68
E2MR-140	70	5.51	E2MR-220	110	8.66	E2MR-360	180	14.17	E2MR-600	300	23.62
E2MR-152	76	5.98	E2MR-224	112	8.82	E2MR-364	182	14.33	E2MR-640	320	25.20
E2MR-158	79	6.22	E2MR-236	118	9.29	E2MR-370	185	14.57	E2MR-696	348	27.40
E2MR-160	80	6.30	E2MR-240	120	9.45	E2MR-380	190	14.96	E2MR-744	372	29.29
E2MR-164	82	6.46	E2MR-250	125	9.84	E2MR-386	193	15.20	E2MR-848	424	33.39
E2MR-166	83	6.54	E2MR-252	126	9.92	E2MR-400	200	15.75	E2MR-1164	582	45.83
E2MR-168	84	6.61	E2MR-258	129	10.16	E2MR-406	203	15.98	E2MR-1558	779	61.34
E2MR-172	86	6.77	E2MR-274	137	10.79	E2MR-420	210	16.54			
E2MR-178	89	7.01	E2MR-278	139	10.94	E2MR-428	214	16.85			

### 3MR Pitch

Part No.	No. of Teeth	Pitch Length (In.)	Part No.	No. of Teeth	Pitch Length (In.)	Part No.	No. of Teeth	Pitch Length (In.)	Part No.	No. of Teeth	Pitch Length (In.)
E3MR-99	33	3.90	E3MR-129	43	5.08	E3MR-165	53	6.26	E3MR-189	63	7.44
E3MR-111	37	4.37	E3MR-159	45	5.32	E3MR-180	60	7.09	E3MR-201	67	7.97
E3MR-123	41	4.84	E3MR-162	50	5.91	E3MR-183	61	7.20	E3MR-210	70	8.27





# PowerGrip® TruMotion® Belts

## Product No. Series 9581 (continued)

### 3MR Pitch (continued)

Part No.	No. of Teeth	Pitch Length (In.)	Part No.	No. of Teeth	Pitch Length (In.)	Part No.	No. of Teeth	Pitch Length (In.)	Part No.	No. of Teeth	Pitch Length (In.)
E3MR-219	73	8.62	E3MR-357	119	14.06	E3MR-489	163	19.25	E3MR-786	262	30.94
E3MR-225	75	8.86	E3MR-360	120	14.17	E3MR-504	168	19.84	E3MR-840	280	33.07
E3MR-240	80	9.45	E3MR-375	125	14.76	E3MR-510	170	20.08	E3MR-945	315	37.20
E3MR-243	81	9.57	E3MR-390	130	15.35	E3MR-537	179	21.14	E3MR-1050	350	41.34
E3MR-252	84	9.92	E3MR-393	131	15.47	E3MR-552	184	21.73	E3MR-1080	360	42.52
E3MR-255	85	10.04	E3MR-414	138	16.30	E3MR-564	188	22.20	E3MR-1272	424	50.08
E3MR-267	89	10.51	E3MR-420	140	16.54	E3MR-600	200	23.62	E3MR-1536	512	60.47
E3MR-282	94	11.10	E3MR-444	148	17.48	E3MR-630	210	24.80	E3MR-2061	687	81.14
E3MR-291	97	11.46	E3MR-447	149	17.60	E3MR-684	228	26.93			
E3MR-300	100	11.81	E3MR-474	158	18.66	E3MR-696	232	27.40			
E3MR-339	113	13.35	E3MR-480	160	18.90	E3MR-735	245	28.94			
E3MR-348	116	13.70	E3MR-483	161	19.02	E3MR-750	250	29.53			

### 5MR Pitch

Part No.	No. of Teeth	Pitch Length (In.)	Part No.	No. of Teeth	Pitch Length (In.)	Part No.	No. of Teeth	Pitch Length (In.)	Part No.	No. of Teeth	Pitch Length (In.)
E5MR-300	60	11.81	E5MR-500	100	19.69	E5MR-650	130	25.59	E5MR-1000	200	39.37
E5MR-355	71	13.98	E5MR-535	107	21.06	E5MR-700	140	27.56	E5MR-1150	230	45.28
E5MR-375	75	14.76	E5MR-565	113	22.24	E5MR-750	150	29.53	E5MR-1300	260	51.18
E5MR-400	80	15.75	E5MR-575	115	22.64	E5MR-800	160	31.50	E5MR-1450	290	57.09
E5MR-405	81	15.94	E5MR-580	116	22.83	E5MR-815	163	32.09	E5MR-1600	320	62.99
E5MR-425	85	16.73	E5MR-600	120	23.62	E5MR-850	170	33.46	E5MR-1720	344	67.72
E5MR-450	90	17.72	E5MR-625	125	24.61	E5MR-900	180	35.43	E5MR-1755	351	69.09

## Product No. Series 9582

### 2/25" Pitch (.080" / MXL)

Part No.	No. of Teeth	Pitch Length (In.)	Part No.	No. of Teeth	Pitch Length (In.)	Part No.	No. of Teeth	Pitch Length (In.)	Part No.	No. of Teeth	Pitch Length (In.)
E320MXL	40	3.20	E696MXL	87	6.96	E1120MXL	140	11.20	E2008MXL	251	20.08
E336MXL	42	3.36	E704MXL	88	7.04	E1152MXL	144	11.52	E2080MXL	260	20.80
E360MXL	45	3.60	E720MXL	90	7.20	E1200MXL	150	12.00	E2120MXL	265	21.20
E376MXL	47	3.76	E736MXL	92	7.36	E1224MXL	153	12.24	E2240MXL	280	22.40
E400MXL	50	4.00	E744MXL	93	7.44	E1240MXL	155	12.40	E2360MXL	295	23.60
E432MXL	54	4.32	E752MXL	94	7.52	E1320MXL	165	13.20	E2400MXL	300	24.00
E440MXL	55	4.40	E760MXL	95	7.60	E1328MXL	166	13.28	E2520MXL	315	25.20
E456MXL	57	4.56	E776MXL	97	7.76	E1360MXL	170	13.60	E2592MXL	324	25.92
E472MXL	59	4.72	E800MXL	100	8.00	E1400MXL	175	14.00	E2776MXL	347	27.76
E480MXL	60	4.80	E816MXL	102	8.16	E1440MXL	180	14.40	E2968MXL	371	29.68
E488MXL	61	4.88	E824MXL	103	8.24	E1472MXL	184	14.72	E2976MXL	372	29.76
E512MXL	64	5.12	E840MXL	105	8.40	E1520MXL	190	15.20	E3200MXL	400	32.00
E520MXL	65	5.20	E848MXL	106	8.48	E1560MXL	195	15.60	E3296MXL	412	32.96
E536MXL	67	5.36	E856MXL	107	8.56	E1600MXL	200	16.00	E3392MXL	424	33.92
E544MXL	68	5.44	E864MXL	108	8.64	E1664MXL	208	16.64	E3472MXL	434	34.72
E560MXL	70	5.60	E872MXL	109	8.72	E1680MXL	210	16.80	E3480MXL	435	34.80
E568MXL	71	5.68	E880MXL	110	8.80	E1696MXL	212	16.96	E3520MXL	440	35.20
E576MXL	72	5.76	E896MXL	112	8.96	E1720MXL	215	17.20	E3624MXL	453	36.24
E592MXL	74	5.92	E912MXL	114	9.12	E1768MXL	221	17.68	E3896MXL	487	38.96
E608MXL	76	6.08	E960MXL	120	9.60	E1776MXL	222	17.76	E3984MXL	498	39.84
E616MXL	77	6.16	E976MXL	122	9.76	E1800MXL	225	18.00	E4800MXL	600	48.00
E632MXL	79	6.32	E984MXL	123	9.84	E1840MXL	230	18.40	E4896MXL	612	48.96
E640MXL	80	6.40	E1000MXL	125	10.00	E1960MXL	245	19.60	E5184MXL	648	51.84
E656MXL	82	6.56	E1008MXL	126	10.08	E1984MXL	248	19.84			
E664MXL	83	6.64	E1040MXL	130	10.40	E1992MXL	249	19.92			
E680MXL	85	6.80	E1056MXL	132	10.56	E2000MXL	250	20.00			

POWERGRIP TRUMOTION





# PowerGrip® TruMotion® Belts

## Product No. Series 9582 (continued)

### 1/5" Pitch (.200" / XL)

Part No.	No. of Teeth	Pitch Length (In.)	Part No.	No. of Teeth	Pitch Length (In.)	Part No.	No. of Teeth	Pitch Length (In.)	Part No.	No. of Teeth	Pitch Length (In.)
E42XL	21	4.20	E130XL	65	13.00	E212XL	106	21.20	E350XL	175	35.00
E50XL	25	5.00	E132XL	66	13.20	E214XL	107	21.40	E352XL	176	35.20
E54XL	27	5.40	E134XL	67	13.40	E218XL	109	21.80	E362XL	181	36.20
E56XL	28	5.60	E136XL	68	13.60	E220XL	110	22.00	E370XL	185	37.00
E58XL	29	5.80	E138XL	69	13.80	E222XL	111	22.20	E380XL	190	38.00
E60XL	30	6.00	E140XL	70	14.00	E226XL	113	22.60	E384XL	192	38.40
E62XL	31	6.20	E142XL	71	14.20	E228XL	114	22.80	E390XL	195	39.00
E64XL	32	6.40	E144XL	72	14.40	E230XL	115	23.00	E400XL	200	40.00
E66XL	33	6.60	E146XL	73	14.60	E232XL	116	23.20	E412XL	206	41.20
E68XL	34	6.80	E148XL	74	14.80	E234XL	117	23.40	E420XL	210	42.00
E70XL	35	7.00	E150XL	75	15.00	E236XL	118	23.60	E424XL	212	42.40
E72XL	36	7.20	E152XL	76	15.20	E240XL	120	24.00	E432XL	216	43.20
E74XL	37	7.40	E154XL	77	15.40	E244XL	122	24.40	E438XL	219	43.80
E76XL	38	7.60	E156XL	78	15.60	E246XL	123	24.60	E444XL	222	44.40
E78XL	39	7.80	E158XL	79	15.80	E250XL	125	25.00	E450XL	225	45.00
E80XL	40	8.00	E160XL	80	16.00	E254XL	127	25.40	E454XL	227	45.40
E82XL	41	8.20	E162XL	81	16.20	E258XL	129	25.80	E460XL	230	46.00
E84XL	42	8.40	E164XL	82	16.40	E260XL	130	26.00	E468XL	234	46.80
E86XL	43	8.60	E166XL	83	16.60	E262XL	131	26.20	E480XL	240	48.00
E88XL	44	8.80	E168XL	84	16.80	E264XL	132	26.40	E486XL	243	48.60
E90XL	45	9.00	E170XL	85	17.00	E266XL	133	26.60	E492XL	246	49.20
E92XL	46	9.20	E172XL	86	17.20	E268XL	134	26.80	E498XL	249	49.80
E94XL	47	9.40	E174XL	87	17.40	E274XL	137	27.40	E500XL	250	50.00
E96XL	48	9.60	E176XL	88	17.60	E280XL	140	28.00	E506XL	253	50.60
E98XL	49	9.80	E178XL	89	17.80	E286XL	143	28.60	E524XL	262	52.40
E100XL	50	10.00	E180XL	90	18.00	E290XL	145	29.00	E554XL	277	55.40
E102XL	51	10.20	E182XL	91	18.20	E296XL	148	29.60	E570XL	285	57.00
E106XL	53	10.60	E184XL	92	18.40	E300XL	150	30.00	E580XL	290	58.00
E108XL	54	10.80	E186XL	93	18.60	E306XL	153	30.60	E592XL	296	59.20
E110XL	55	11.00	E188XL	94	18.80	E310XL	155	31.00	E612XL	306	61.20
E112XL	56	11.20	E190XL	95	19.00	E316XL	158	31.60	E630XL	315	63.00
E114XL	57	11.40	E192XL	96	19.20	E320XL	160	32.00	E672XL	336	67.20
E116XL	58	11.60	E194XL	97	19.40	E322XL	161	32.20	E690XL	345	69.00
E120XL	60	12.00	E200XL	100	20.00	E330XL	165	33.00	E770XL	385	77.00
E122XL	61	12.20	E202XL	101	20.20	E338XL	169	33.80	E850XL	425	85.00
E124XL	62	12.40	E204XL	102	20.40	E340XL	170	34.00			
E126XL	63	12.60	E206XL	103	20.60	E344XL	172	34.40			
E128XL	64	12.80	E210XL	105	21.00	E348XL	174	34.80			

### 3/8" Pitch (.375" / L)

Part No.	No. of Teeth	Pitch Length (In.)	Part No.	No. of Teeth	Pitch Length (In.)	Part No.	No. of Teeth	Pitch Length (In.)	Part No.	No. of Teeth	Pitch Length (In.)
E124L	33	12.38	E210L	56	21.00	E345L	92	34.50	E581L	155	58.13
E135L	36	13.50	E218L	58	21.75	E367L	98	36.75	E600L	160	60.00
E150L	40	15.00	E225L	60	22.50	E375L	100	37.50	E630L	168	63.00
E154L	41	15.38	E240L	64	24.00	E390L	104	39.00	E660L	176	66.00
E158L	42	15.75	E248L	66	24.75	E420L	112	42.00	E720L	192	72.00
E165L	44	16.50	E255L	68	25.50	E446L	119	44.63	E731L	195	73.13
E173L	46	17.25	E263L	70	26.25	E450L	120	45.00	E817L	218	81.75
E176L	47	17.63	E270L	72	27.00	E480L	128	48.00	E900L	240	90.00
E187L	50	18.75	E285L	76	28.50	E510L	136	51.00	E915L	244	91.50
E195L	52	19.50	E300L	80	30.00	E540L	144	54.00	E945L	252	94.50
E199L	53	19.88	E315L	84	31.50	E566L	151	56.63	E1103L	294	110.25
E203L	54	20.25	E322L	86	32.25	E570L	152	57.00			

POWERGRIP TRUMOTION







# PowerGrip® HTD® TruMotion® Belts

## Product No. Series 9580

### 3mm Pitch

Part No.	No. of Teeth	Pitch Length (In.)	Part No.	No. of Teeth	Pitch Length (In.)	Part No.	No. of Teeth	Pitch Length (In.)	Part No.	No. of Teeth	Pitch Length (In.)
E87-3M	29	3.42	E264-3M	88	10.39	E435-3M	145	17.12	E663-3M	221	26.10
E102-3M	34	4.01	E267-3M	89	10.51	E438-3M	146	17.24	E669-3M	223	26.33
E105-3M	35	4.13	E270-3M	90	10.62	E444-3M	148	17.48	E672-3M	224	26.45
E111-3M	37	4.37	E276-3M	92	10.86	E447-3M	149	17.59	E684-3M	228	26.92
E123-3M	41	4.84	E282-3M	94	11.10	E459-3M	153	18.07	E687-3M	229	27.04
E129-3M	43	5.07	E285-3M	95	11.22	E465-3M	155	18.30	E696-3M	232	27.40
E144-3M	48	5.66	E288-3M	96	11.33	E468-3M	156	18.42	E711-3M	237	27.99
E147-3M	49	5.78	E291-3M	97	11.45	E471-3M	157	18.54	E735-3M	245	28.93
E150-3M	50	5.90	E297-3M	99	11.69	E474-3M	158	18.66	E738-3M	246	29.05
E156-3M	52	6.14	E300-3M	100	11.81	E480-3M	160	18.89	E753-3M	251	29.64
E159-3M	53	6.25	E306-3M	102	12.04	E486-3M	162	19.13	E795-3M	265	31.29
E165-3M	55	6.49	E312-3M	104	12.28	E489-3M	163	19.25	E804-3M	268	31.65
E168-3M	56	6.61	E315-3M	105	12.40	E492-3M	164	19.37	E822-3M	274	32.36
E174-3M	58	6.85	E318-3M	106	12.51	E501-3M	167	19.72	E837-3M	279	32.95
E177-3M	59	6.96	E324-3M	108	12.75	E510-3M	170	20.07	E843-3M	281	33.18
E180-3M	60	7.08	E330-3M	110	12.99	E513-3M	171	20.19	E873-3M	291	34.37
E183-3M	61	7.20	E333-3M	111	13.11	E519-3M	173	20.43	E882-3M	294	34.72
E186-3M	62	7.32	E336-3M	112	13.22	E525-3M	175	20.66	E891-3M	297	35.07
E189-3M	63	7.44	E339-3M	113	13.34	E528-3M	176	20.78	E900-3M	300	35.43
E192-3M	64	7.55	E345-3M	115	13.58	E531-3M	177	20.90	E915-3M	305	36.02
E195-3M	65	7.67	E357-3M	119	14.05	E537-3M	179	21.14	E945-3M	315	37.20
E201-3M	67	7.91	E360-3M	120	14.17	E558-3M	186	21.96	E951-3M	317	37.44
E204-3M	68	8.03	E363-3M	121	14.29	E564-3M	188	22.20	E981-3M	327	38.62
E207-3M	69	8.14	E366-3M	122	14.40	E570-3M	190	22.44	E1002-3M	334	39.44
E210-3M	70	8.26	E369-3M	123	14.52	E576-3M	192	22.67	E1026-3M	342	40.39
E213-3M	71	8.38	E372-3M	124	14.64	E585-3M	195	23.03	E1035-3M	345	40.74
E216-3M	72	8.50	E381-3M	127	15.00	E591-3M	197	23.26	E1056-3M	352	41.57
E219-3M	73	8.62	E384-3M	128	15.11	E597-3M	199	23.50	E1062-3M	354	41.81
E222-3M	74	8.74	E387-3M	129	15.23	E600-3M	200	23.62	E1125-3M	375	44.29
E225-3M	75	8.85	E390-3M	130	15.35	E606-3M	202	23.85	E1155-3M	385	45.47
E228-3M	76	8.97	E393-3M	131	15.47	E609-3M	203	23.97	E1191-3M	397	46.88
E234-3M	78	9.21	E396-3M	132	15.59	E612-3M	204	24.09	E1263-3M	421	49.72
E237-3M	79	9.33	E399-3M	133	15.70	E627-3M	209	24.68	E1335-3M	445	52.55
E240-3M	80	9.44	E405-3M	135	15.94	E633-3M	211	24.92	E1500-3M	500	59.05
E246-3M	82	9.68	E411-3M	137	16.18	E639-3M	213	25.15	E1512-3M	504	59.52
E252-3M	84	9.92	E417-3M	139	16.41	E645-3M	215	25.39	E1587-3M	529	62.48
E255-3M	85	10.03	E420-3M	140	16.53	E648-3M	216	25.51	E1956-3M	652	77.00
E258-3M	86	10.15	E426-3M	142	16.77	E654-3M	218	25.74	E2004-3M	668	78.89
E261-3M	87	10.27	E432-3M	144	17.00	E657-3M	219	25.86			

### 5mm Pitch

Part No.	No. of Teeth	Pitch Length (In.)	Part No.	No. of Teeth	Pitch Length (In.)	Part No.	No. of Teeth	Pitch Length (In.)	Part No.	No. of Teeth	Pitch Length (In.)
E200-5M	40	7.80	E450-5M	90	17.71	E665-5M	133	26.18	E950-5M	190	37.40
E215-5M	43	8.46	E460-5M	92	18.11	E670-5M	134	26.37	E975-5M	195	38.38
E240-5M	48	9.44	E475-5M	95	18.70	E680-5M	136	26.77	E985-5M	197	38.77
E260-5M	52	10.23	E480-5M	96	18.89	E685-5M	137	26.96	E1000-5M	200	39.37
E270-5M	54	10.62	E495-5M	99	19.48	E695-5M	139	27.36	E1050-5M	210	41.33
E285-5M	57	11.22	E500-5M	100	19.68	E710-5M	142	27.95	E1115-5M	223	43.89
E295-5M	59	11.61	E520-5M	104	20.47	E740-5M	148	29.13	E1125-5M	225	44.29
E300-5M	60	11.81	E535-5M	107	21.06	E745-5M	149	29.33	E1195-5M	239	47.04
E310-5M	62	12.20	E555-5M	111	21.85	E765-5M	153	30.11	E1250-5M	250	49.21
E320-5M	64	12.59	E565-5M	113	22.24	E790-5M	158	31.10	E1270-5M	254	49.99
E330-5M	66	12.99	E580-5M	116	22.83	E800-5M	160	31.49	E1295-5M	259	50.98
E350-5M	70	13.77	E585-5M	117	23.03	E830-5M	166	32.67	E1375-5M	275	54.13
E375-5M	75	14.76	E590-5M	118	23.22	E835-5M	167	32.87	E1420-5M	284	55.90
E400-5M	80	15.74	E600-5M	120	23.62	E850-5M	170	33.46	E1575-5M	315	62.00
E405-5M	81	15.94	E615-5M	123	24.21	E870-5M	174	34.25	E1595-5M	319	62.79
E415-5M	83	16.33	E635-5M	127	25.00	E890-5M	178	35.03	E1635-5M	327	64.37
E425-5M	85	16.73	E655-5M	131	25.78	E925-5M	185	36.41	E1690-5M	338	66.53

POWERGRIP TRUMOTION





## PowerGrip® HTD® TruMotion® Belts

### Product No. Series 9580 (continued)

#### 5mm Pitch (continued)

Part No.	No. of Teeth	Pitch Length (In.)	Part No.	No. of Teeth	Pitch Length (In.)	Part No.	No. of Teeth	Pitch Length (In.)	Part No.	No. of Teeth	Pitch Length (In.)
E1720-5M	344	67.71	E1945-5M	389	76.57	E2250-5M	450	88.58	E3170-5M	634	124.80
E1790-5M	358	70.47	E1980-5M	396	77.95	E2525-5M	505	99.40	E3430-5M	686	135.03
E1800-5M	360	70.86	E2000-5M	400	78.74	E2760-5M	552	108.66	E3800-5M	760	149.60
E1895-5M	379	74.60	E2110-5M	422	83.07	E3120-5M	624	122.83			

POWERGRIP TRUMOTION





## PowerGrip® GT® 2 Belts - 2MR and 3MR

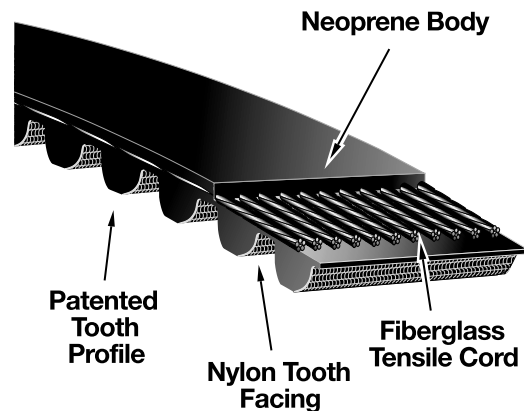
The PowerGrip GT2 belt has twice the load carrying capacity of its predecessor HTD®. In addition, less width is required compared to HTD, allowing lighter, more compact drives.

### Markets/Applications

PowerGrip GT2 belts are suitable for many applications including data storage, machine tool, hand power tools, postage handling, DC Stepper/Servo, food processors, office machines, centrifuges, money handling, medical diagnostic, sewing machines, ticket dispensers, robotics, vending machines and vacuum cleaners.

### Features/Advantages

- **Fiberglass tensile cord** provides high strength, excellent flex life, and high resistance to elongation.
- **Neoprene body** provides protection against grime, grease, oil, and moisture.
- **Nylon tooth facing** provides a durable wear surface for long service life.
- Gates **patented tooth profile** is designed for use with a specific sprocket groove profile. The sprocket groove-belt tooth combination increases capacity, while improving registration.
- PowerGrip GT2 greatly exceeds HTD in tooth ratchet resistance.
- Eliminates lubrication and re-tensioning reduce maintenance and labor as compared to roller chain drives.
- PowerGrip GT2 belt/sprocket combinations match or exceed the positional accuracy of PowerGrip Timing belt/pulley systems.



### Recommended Sprockets

PowerGrip GT2 Sprockets

### Notes

PowerGrip GT2 part numbers are comprised of pitch, pitch length and width. For example; part number 2MR-100-04 denotes a 2mm pitch, 100mm pitch length and 4mm width.

Belt **pitch** is the distance in millimeters between two adjacent tooth centers as measured on the pitch line of the belt. Belt **pitch length** is the total length (circumference) in millimeters as measured along the pitch line. The theoretical pitch line of a PowerGrip GT2 belt lies within the tensile member.

## Product No. Series 9390

### 2MR Pitch — 4mm Wide

Part No.	Product No.	No. of Teeth	Pitch Length (In.)	Wt. Ea. (Lbs.)
2MR-100-04	9390-0050	50	3.94	.01
2MR-112-04	9390-0056	56	4.41	.01
2MR-124-04	9390-0062	62	4.88	.01
2MR-126-04	9390-0063	63	4.96	.01
2MR-134-04	9390-0067	67	5.28	.01
2MR-136-04	9390-0068	68	5.35	.01
2MR-140-04	9390-0070	70	5.51	.01
2MR-152-04	9390-0076	76	5.98	.01
2MR-158-04	9390-0079	79	6.22	.01
2MR-160-04	9390-0080	80	6.30	.01
2MR-164-04	9390-0082	82	6.46	.01
2MR-166-04	9390-0083	83	6.54	.01
2MR-168-04	9390-0084	84	6.61	.01
2MR-172-04	9390-0086	86	6.77	.01
2MR-180-04	9390-0090	90	7.09	.01
2MR-186-04	9390-0093	93	7.32	.01
2MR-192-04	9390-0096	96	7.56	.01
2MR-200-04	9390-0100	100	7.87	.01
2MR-202-04	9390-0101	101	7.95	.01
2MR-210-04	9390-0105	105	8.27	.01
2MR-212-04	9390-0106	106	8.35	.01
2MR-216-04	9390-0108	108	8.50	.01
2MR-220-04	9390-0110	110	8.66	.01
2MR-232-04	9390-0116	116	9.13	.01
2MR-236-04	9390-0118	118	9.29	.01

Part No.	Product No.	No. of Teeth	Pitch Length (In.)	Wt. Ea. (Lbs.)
2MR-240-04	9390-0120	120	9.45	.01
2MR-250-04	9390-0125	125	9.84	.01
2MR-252-04	9390-0126	126	9.92	.01
2MR-258-04	9390-0129	129	10.16	.01
2MR-278-04	9390-0139	139	10.94	.01
2MR-280-04	9390-0140	140	11.02	.01
2MR-300-04	9390-0150	150	11.81	.01
2MR-320-04	9390-0160	160	12.60	.01
2MR-322-04	9390-0161	161	12.68	.01
2MR-332-04	9390-0166	166	13.07	.01
2MR-346-04	9390-0173	173	13.62	.01
2MR-350-04	9390-0175	175	13.78	.01
2MR-364-04	9390-0182	182	14.33	.01
2MR-370-04	9390-0185	185	14.57	.01
2MR-380-04	9390-0190	190	14.96	.01
2MR-386-04	9390-0193	193	15.20	.01
2MR-400-04	9390-0200	200	15.75	.01
2MR-406-04	9390-0203	203	15.98	.01
2MR-420-04	9390-0210	210	16.54	.01
2MR-456-04	9390-0228	228	17.95	.01
2MR-470-04	9390-0235	235	18.50	.01
2MR-474-04	9390-0237	237	18.66	.01
2MR-488-04	9390-0244	244	19.21	.01
2MR-504-04	9390-0252	252	19.84	.01
2MR-528-04	9390-0264	264	20.79	.01





## PowerGrip® GT<sup>®</sup>2 Belts - 2MR and 3MR

### Product No. Series 9390 (continued)

#### 2MR Pitch — 4mm Wide (continued)

Part No.	Product No.	No. of Teeth	Pitch Length (In.)	Wt. Ea. (Lbs.)
2MR-552-04	9390-0276	276	21.73	.01
2MR-576-04	9390-0288	288	22.68	.01
2MR-600-04	9390-0300	300	23.62	.01
2MR-640-04	9390-0320	320	25.20	.02

Part No.	Product No.	No. of Teeth	Pitch Length (In.)	Wt. Ea. (Lbs.)
2MR-696-04	9390-0348	348	27.40	.02
2MR-744-04	9390-0372	372	29.29	.02
2MR-848-04	9390-0424	424	33.39	.02
2MR-1164-04	9390-0582	582	45.83	.03

#### 2MR Pitch — 6mm Wide

Part No.	Product No.	No. of Teeth	Pitch Length (In.)	Wt. Ea. (Lbs.)
2MR-100-06	9390-1050	50	3.94	.01
2MR-112-06	9390-1056	56	4.41	.01
2MR-124-06	9390-1062	62	4.88	.01
2MR-126-06	9390-1063	63	4.96	.01
2MR-134-06	9390-1067	67	5.28	.01
2MR-136-06	9390-1068	68	5.35	.01
2MR-140-06	9390-1070	70	5.51	.01
2MR-152-06	9390-1076	76	5.98	.01
2MR-158-06	9390-1079	79	6.22	.01
2MR-160-06	9390-1080	80	6.30	.01
2MR-164-06	9390-1082	82	6.46	.01
2MR-166-06	9390-1083	83	6.54	.01
2MR-168-06	9390-1084	84	6.61	.01
2MR-172-06	9390-1086	86	6.77	.01
2MR-180-06	9390-1090	90	7.09	.01
2MR-186-06	9390-1093	93	7.32	.01
2MR-192-06	9390-1096	96	7.56	.01
2MR-200-06	9390-1100	100	7.87	.01
2MR-202-06	9390-1101	101	7.95	.01
2MR-210-06	9390-1105	105	8.27	.01
2MR-212-06	9390-1106	106	8.35	.01
2MR-216-06	9390-1108	108	8.50	.01
2MR-220-06	9390-1110	110	8.66	.01
2MR-232-06	9390-1116	116	9.13	.01
2MR-236-06	9390-1118	118	9.29	.01
2MR-240-06	9390-1120	120	9.45	.01
2MR-250-06	9390-1125	125	9.84	.01
2MR-252-06	9390-1126	126	9.92	.01
2MR-258-06	9390-1129	129	10.16	.01

Part No.	Product No.	No. of Teeth	Pitch Length (In.)	Wt. Ea. (Lbs.)
2MR-278-06	9390-1139	139	10.94	.01
2MR-280-06	9390-1140	140	11.02	.01
2MR-300-06	9390-1150	150	11.81	.01
2MR-320-06	9390-1160	160	12.60	.01
2MR-322-06	9390-1161	161	12.68	.01
2MR-332-06	9390-1166	166	13.07	.01
2MR-346-06	9390-1173	173	13.62	.01
2MR-350-06	9390-1175	175	13.78	.01
2MR-364-06	9390-1182	182	14.33	.01
2MR-370-06	9390-1185	185	14.57	.01
2MR-380-06	9390-1190	190	14.96	.01
2MR-386-06	9390-1193	193	15.20	.01
2MR-400-06	9390-1200	200	15.75	.01
2MR-406-06	9390-1203	203	15.98	.01
2MR-420-06	9390-1210	210	16.54	.01
2MR-456-06	9390-1228	228	17.95	.01
2MR-470-06	9390-1235	235	18.50	.01
2MR-474-06	9390-1237	237	18.66	.01
2MR-488-06	9390-1244	244	19.21	.01
2MR-504-06	9390-1252	252	19.84	.01
2MR-528-06	9390-1264	264	20.79	.01
2MR-552-06	9390-1276	276	21.73	.01
2MR-576-06	9390-1288	288	22.68	.02
2MR-600-06	9390-1300	300	23.62	.02
2MR-640-06	9390-1320	320	25.20	.02
2MR-696-06	9390-1348	348	27.40	.02
2MR-744-06	9390-1372	372	29.29	.03
2MR-848-06	9390-1424	424	33.39	.03
2MR-1164-06	9390-1582	582	45.83	.04

#### 2MR Pitch — 9mm Wide

Part No.	Product No.	No. of Teeth	Pitch Length (In.)	Wt. Ea. (Lbs.)
2MR-100-09	9390-2050	50	3.94	.01
2MR-112-09	9390-2056	56	4.41	.01
2MR-124-09	9390-2062	62	4.88	.01
2MR-126-09	9390-2063	63	4.96	.01
2MR-134-09	9390-2067	67	5.28	.01
2MR-136-09	9390-2068	68	5.35	.01
2MR-140-09	9390-2070	70	5.51	.01
2MR-152-09	9390-2076	76	5.98	.01
2MR-158-09	9390-2079	79	6.22	.01
2MR-160-09	9390-2080	80	6.30	.01
2MR-164-09	9390-2082	82	6.46	.01
2MR-166-09	9390-2083	83	6.54	.01
2MR-168-09	9390-2084	84	6.61	.01
2MR-172-09	9390-2086	86	6.77	.01
2MR-180-09	9390-2090	90	7.09	.01
2MR-186-09	9390-2093	93	7.32	.01
2MR-192-09	9390-2096	96	7.56	.01
2MR-200-09	9390-2100	100	7.87	.01

Part No.	Product No.	No. of Teeth	Pitch Length (In.)	Wt. Ea. (Lbs.)
2MR-202-09	9390-2101	101	7.95	.01
2MR-210-09	9390-2105	105	8.27	.01
2MR-212-09	9390-2106	106	8.35	.01
2MR-216-09	9390-2108	108	8.50	.01
2MR-220-09	9390-2110	110	8.66	.01
2MR-232-09	9390-2116	116	9.13	.01
2MR-236-09	9390-2118	118	9.29	.01
2MR-240-09	9390-2120	120	9.45	.01
2MR-250-09	9390-2125	125	9.84	.01
2MR-252-09	9390-2126	126	9.92	.01
2MR-258-09	9390-2129	129	10.16	.01
2MR-278-09	9390-2139	139	10.94	.01
2MR-280-09	9390-2140	140	11.02	.01
2MR-300-09	9390-2150	150	11.81	.01
2MR-320-09	9390-2160	160	12.60	.01
2MR-322-09	9390-2161	161	12.68	.01
2MR-332-09	9390-2166	166	13.07	.01
2MR-346-09	9390-2173	173	13.62	.01

POWERGRIP GT2 BELTS





## PowerGrip® GT® 2 Belts - 2MR and 3MR

### Product No. Series 9390 (continued)

#### 2MR Pitch — 9mm Wide (continued)

Part No.	Product No.	No. of Teeth	Pitch Length (In.)	Wt. Ea. (Lbs.)
2MR-350-09	9390-2175	175	13.78	.01
2MR-364-09	9390-2182	182	14.33	.02
2MR-370-09	9390-2185	185	14.57	.02
2MR-380-09	9390-2190	190	14.96	.02
2MR-386-09	9390-2193	193	15.20	.02
2MR-400-09	9390-2200	200	15.75	.02
2MR-406-09	9390-2203	203	15.98	.02
2MR-420-09	9390-2210	210	16.54	.02
2MR-456-09	9390-2228	228	17.95	.02
2MR-470-09	9390-2235	235	18.50	.02
2MR-474-09	9390-2237	237	18.66	.02

Part No.	Product No.	No. of Teeth	Pitch Length (In.)	Wt. Ea. (Lbs.)
2MR-488-09	9390-2244	244	19.21	.02
2MR-504-09	9390-2252	252	19.84	.02
2MR-528-09	9390-2264	264	20.79	.02
2MR-552-09	9390-2276	276	21.73	.02
2MR-576-09	9390-2288	288	22.68	.02
2MR-600-09	9390-2300	300	23.62	.03
2MR-640-09	9390-2320	320	25.20	.03
2MR-696-09	9390-2348	348	27.40	.03
2MR-744-09	9390-2372	372	29.29	.03
2MR-848-09	9390-2424	424	33.39	.04
2MR-1164-09	9390-2582	582	45.83	.04

#### 3MR Pitch — 6mm Wide

Part No.	Product No.	No. of Teeth	Pitch Length (In.)	Wt. Ea. (Lbs.)
3MR-99-06	9390-3033	33	3.90	.01
3MR-111-06	9390-3037	37	4.37	.01
3MR-123-06	9390-3041	41	4.84	.01
3MR-129-06	9390-3043	43	5.08	.01
3MR-159-06	9390-3053	53	6.26	.01
3MR-165-06	9390-3055	55	6.50	.01
3MR-180-06	9390-3060	60	7.09	.01
3MR-183-06	9390-3061	61	7.20	.01
3MR-189-06	9390-3063	63	7.44	.01
3MR-201-06	9390-3067	67	7.91	.01
3MR-219-06	9390-3073	73	8.62	.01
3MR-225-06	9390-3075	75	8.86	.01
3MR-240-06	9390-3080	80	9.45	.01
3MR-243-06	9390-3081	81	9.57	.01
3MR-255-06	9390-3085	85	10.04	.01
3MR-267-06	9390-3089	89	10.51	.01
3MR-282-06	9390-3094	94	11.10	.01
3MR-291-06	9390-3097	97	11.46	.01
3MR-300-06	9390-3100	100	11.81	.01
3MR-339-06	9390-3113	113	13.35	.01
3MR-348-06	9390-3116	116	13.70	.01
3MR-357-06	9390-3119	119	14.06	.01
3MR-360-06	9390-3120	120	14.17	.01
3MR-375-06	9390-3125	125	14.76	.01
3MR-393-06	9390-3131	131	15.47	.01

Part No.	Product No.	No. of Teeth	Pitch Length (In.)	Wt. Ea. (Lbs.)
3MR-414-06	9390-3138	138	16.30	.01
3MR-420-06	9390-3140	140	16.54	.01
3MR-447-06	9390-3149	149	17.60	.01
3MR-450-06	9390-3150	150	17.72	.02
3MR-474-06	9390-3158	158	18.66	.02
3MR-480-06	9390-3160	160	18.90	.02
3MR-483-06	9390-3161	161	19.02	.02
3MR-489-06	9390-3163	163	19.25	.02
3MR-504-06	9390-3168	168	19.84	.02
3MR-537-06	9390-3179	179	21.14	.02
3MR-552-06	9390-3184	184	21.73	.02
3MR-564-06	9390-3188	188	22.20	.02
3MR-600-06	9390-3200	200	23.62	.02
3MR-630-06	9390-3210	210	24.80	.02
3MR-684-06	9390-3228	228	26.93	.02
3MR-735-06	9390-3245	245	28.94	.02
3MR-750-06	9390-3250	250	29.53	.02
3MR-786-06	9390-3262	262	30.94	.03
3MR-840-06	9390-3280	280	33.07	.03
3MR-945-06	9390-3315	315	37.20	.03
3MR-1050-06	9390-3350	350	41.34	.03
3MR-1080-06	9390-3360	360	42.52	.03
3MR-1536-06	9390-3512	512	60.47	.06
3MR-1587-06	9390-3529	529	62.48	.06
3MR-2061-06	9390-3687	687	81.14	.07

#### 3MR Pitch — 9mm Wide

Part No.	Product No.	No. of Teeth	Pitch Length (In.)	Wt. Ea. (Lbs.)
3MR-99-09	9390-4033	33	3.90	.01
3MR-111-09	9390-4037	37	4.37	.01
3MR-123-09	9390-4041	41	4.84	.01
3MR-129-09	9390-4043	43	5.08	.01
3MR-159-09	9390-4053	53	6.26	.01
3MR-165-09	9390-4055	55	6.50	.01
3MR-180-09	9390-4060	60	7.09	.01
3MR-183-09	9390-4061	61	7.20	.01
3MR-189-09	9390-4063	63	7.44	.01
3MR-201-09	9390-4067	67	7.91	.01
3MR-219-09	9390-4073	73	8.62	.01
3MR-225-09	9390-4075	75	8.86	.01
3MR-240-09	9390-4080	80	9.45	.01
3MR-243-09	9390-4081	81	9.57	.01
3MR-255-09	9390-4085	85	10.04	.01

Part No.	Product No.	No. of Teeth	Pitch Length (In.)	Wt. Ea. (Lbs.)
3MR-267-09	9390-4089	89	10.51	.01
3MR-282-09	9390-4094	94	11.10	.01
3MR-291-09	9390-4097	97	11.46	.01
3MR-300-09	9390-4100	100	11.81	.01
3MR-339-09	9390-4113	113	13.35	.01
3MR-348-09	9390-4116	116	13.70	.01
3MR-357-09	9390-4119	119	14.06	.01
3MR-360-09	9390-4120	120	14.17	.01
3MR-375-09	9390-4125	125	14.76	.01
3MR-393-09	9390-4131	131	15.47	.02
3MR-414-09	9390-4138	138	16.30	.02
3MR-420-09	9390-4140	140	16.54	.02
3MR-447-09	9390-4149	149	17.60	.02
3MR-450-09	9390-4150	150	17.72	.02
3MR-474-09	9390-4158	158	18.66	.02





## PowerGrip® GT®2 Belts - 2MR and 3MR

### Product No. Series 9390 (continued)

#### 3MR Pitch — 9mm Wide (continued)

Part No.	Product No.	No. of Teeth	Pitch Length (In.)	Wt. Ea. (Lbs.)
3MR-480-09	9390-4160	160	18.90	.02
3MR-483-09	9390-4161	161	19.02	.02
3MR-489-09	9390-4163	163	19.25	.02
3MR-504-09	9390-4168	168	19.84	.02
3MR-537-09	9390-4179	179	21.14	.02
3MR-552-09	9390-4184	184	21.73	.02
3MR-564-09	9390-4188	188	22.20	.02
3MR-600-09	9390-4200	200	23.62	.03
3MR-630-09	9390-4210	210	24.80	.03
3MR-684-09	9390-4228	228	26.93	.03

Part No.	Product No.	No. of Teeth	Pitch Length (In.)	Wt. Ea. (Lbs.)
3MR-735-09	9390-4245	245	28.94	.03
3MR-750-09	9390-4250	250	29.53	.04
3MR-786-09	9390-4262	262	30.94	.04
3MR-840-09	9390-4280	280	33.07	.04
3MR-945-09	9390-4315	315	37.20	.04
3MR-1050-09	9390-4350	350	41.34	.05
3MR-1080-09	9390-4360	360	42.52	.05
3MR-1536-09	9390-4512	512	60.47	.07
3MR-1587-09	9390-4529	529	62.48	.08
3MR-2061-09	9390-4687	687	81.14	.10

#### 3MR Pitch — 15mm Wide

Part No.	Product No.	No. of Teeth	Pitch Length (In.)	Wt. Ea. (Lbs.)
3MR-99-15	9390-5033	33	3.90	.01
3MR-111-15	9390-5037	37	4.37	.01
3MR-123-15	9390-5041	41	4.84	.01
3MR-129-15	9390-5043	43	5.08	.02
3MR-159-15	9390-5053	53	6.26	.02
3MR-165-15	9390-5055	55	6.50	.01
3MR-180-15	9390-5060	60	7.09	.02
3MR-183-15	9390-5061	61	7.20	.02
3MR-189-15	9390-5063	63	7.44	.01
3MR-201-15	9390-5067	67	7.91	.02
3MR-219-15	9390-5073	73	8.62	.01
3MR-225-15	9390-5075	75	8.86	.02
3MR-240-15	9390-5080	80	9.45	.02
3MR-243-15	9390-5081	81	9.57	.02
3MR-255-15	9390-5085	85	10.04	.02
3MR-267-15	9390-5089	89	10.51	.02
3MR-282-15	9390-5094	94	11.10	.02
3MR-291-15	9390-5097	97	11.46	.02
3MR-300-15	9390-5100	100	11.81	.02
3MR-339-15	9390-5113	113	13.35	.03
3MR-348-15	9390-5116	116	13.70	.03
3MR-357-15	9390-5119	119	14.06	.03
3MR-360-15	9390-5120	120	14.17	.03
3MR-375-15	9390-5125	125	14.76	.03
3MR-393-15	9390-5131	131	15.47	.03

Part No.	Product No.	No. of Teeth	Pitch Length (In.)	Wt. Ea. (Lbs.)
3MR-414-15	9390-5138	138	16.30	.04
3MR-420-15	9390-5140	140	16.54	.04
3MR-447-15	9390-5149	149	17.60	.04
3MR-450-15	9390-5150	150	17.72	.04
3MR-474-15	9390-5158	158	18.66	.04
3MR-480-15	9390-5160	160	18.90	.04
3MR-483-15	9390-5161	161	19.02	.04
3MR-489-15	9390-5163	163	19.25	.04
3MR-504-15	9390-5168	168	19.84	.04
3MR-537-15	9390-5179	179	21.14	.04
3MR-552-15	9390-5184	184	21.73	.04
3MR-564-15	9390-5188	188	22.20	.04
3MR-600-15	9390-5200	200	23.62	.05
3MR-630-15	9390-5210	210	24.80	.06
3MR-684-15	9390-5228	228	26.93	.06
3MR-735-15	9390-5245	245	28.94	.07
3MR-750-15	9390-5250	250	29.53	.07
3MR-786-15	9390-5262	262	30.94	.07
3MR-840-15	9390-5280	280	33.07	.07
3MR-945-15	9390-5315	315	37.20	.08
3MR-1050-15	9390-5350	350	41.34	.10
3MR-1080-15	9390-5360	360	42.52	.10
3MR-1536-15	9390-5512	512	60.47	.14
3MR-1587-15	9390-5529	529	62.48	.15
3MR-2061-15	9390-5687	687	81.14	.20





## PowerGrip® GT® 2 Belts - 5MR

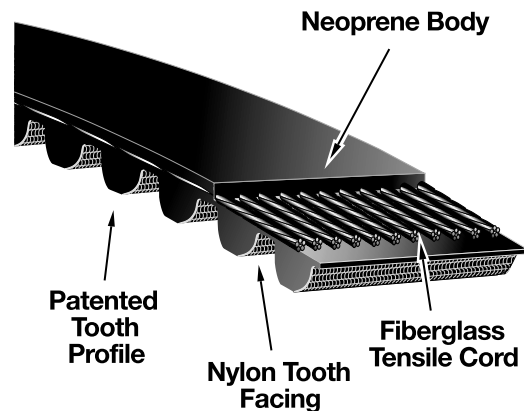
The highest density 5mm rubber belt, the PowerGrip GT2 belt has twice the load carrying capacity of its predecessor HTD®. In addition, less width is required compared to HTD, allowing lighter, more compact drives.

### Markets/Applications

PowerGrip GT2 belts are suitable for many applications such as HVAC, office machines, machine tools, hand power tools, postage handling, spindle drives, food processors, sewing machines, robotics, linear and light package conveyor.

### Features/Advantages

- **Fiberglass tensile cord** provides high strength, excellent flex life, and high resistance to elongation.
- **Neoprene body** provides protection against grime, grease, oil, and moisture.
- **Nylon tooth facing** provides a durable wear surface for long service life.
- Gates **patented tooth profile** is designed for use with a specific sprocket groove profile. The sprocket groove-belt tooth combination increases capacity, while improving registration.
- PowerGrip GT2 has more tooth ratchet resistance than HTD.
- Eliminates lubrication and re-tensioning reduce maintenance and labor as compared to roller chain drives.
- PowerGrip GT2 belt/sprocket combinations match or exceed the positional accuracy of PowerGrip Timing belt/pulley systems.



### Recommended Sprockets

PowerGrip GT2 and Poly Chain® GT®

### Notes

PowerGrip GT2 part numbers are comprised of pitch, pitch length and width. For example; part number 5MR-400-09 denotes a 5mm pitch, 400mm pitch length and 9mm width.

Belt **pitch** is the distance in millimeters between two adjacent tooth centers as measured on the pitch line of the belt. Belt **pitch length** is the total length (circumference) in millimeters as measured along the pitch line. The theoretical pitch line of a PowerGrip GT2 belt lies within the tensile member.

## Product No. Series 9390

### 5MR Pitch — 9mm Wide

Part No.	Product No.	No. of Teeth	Pitch Length (In.)	Wt. Ea. (Lbs.)
5MR-300-09	9390-6060	60	11.81	.02
5MR-355-09	9390-6071	71	13.98	.02
5MR-375-09	9390-6075	75	14.76	.02
5MR-400-09	9390-6080	80	15.75	.03
5MR-405-09	9390-6081	81	15.95	.03
5MR-425-09	9390-6085	85	16.73	.03
5MR-450-09	9390-6090	90	17.72	.03
5MR-500-09	9390-6100	100	19.69	.04
5MR-535-09	9390-6107	107	21.06	.04
5MR-565-09	9390-6113	113	22.24	.04
5MR-575-09	9390-6115	115	22.64	.04
5MR-580-09	9390-6116	116	22.83	.05
5MR-600-09	9390-6120	120	23.62	.05
5MR-625-09	9390-6125	125	24.61	.05
5MR-650-09	9390-6130	130	25.59	.05

Part No.	Product No.	No. of Teeth	Pitch Length (In.)	Wt. Ea. (Lbs.)
5MR-700-09	9390-6140	140	27.56	.05
5MR-750-09	9390-6150	150	29.53	.06
5MR-800-09	9390-6160	160	31.50	.06
5MR-815-09	9390-6163	163	32.09	.06
5MR-850-09	9390-6170	170	33.46	.06
5MR-900-09	9390-6180	180	35.43	.07
5MR-1000-09	9390-6200	200	39.37	.07
5MR-1150-09	9390-6230	230	45.28	.08
5MR-1300-09	9390-6260	260	51.18	.10
5MR-1450-09	9390-6290	290	57.09	.11
5MR-1600-09	9390-6320	320	62.99	.12
5MR-1720-09	9390-6344	344	67.72	.13
5MR-1755-09	9390-6351	351	69.09	.13
5MR-2100-09	9390-6420	420	82.67	.17

### 5MR Pitch — 15mm Wide

Part No.	Product No.	No. of Teeth	Pitch Length (In.)	Wt. Ea. (Lbs.)
5MR-300-15	9390-7060	60	11.81	.04
5MR-355-15	9390-7071	71	13.98	.04
5MR-375-15	9390-7075	75	14.76	.05
5MR-400-15	9390-7080	80	15.75	.05
5MR-405-15	9390-7081	81	15.95	.05

Part No.	Product No.	No. of Teeth	Pitch Length (In.)	Wt. Ea. (Lbs.)
5MR-425-15	9390-7085	85	16.73	.05
5MR-450-15	9390-7090	90	17.72	.06
5MR-500-15	9390-7100	100	19.69	.06
5MR-535-15	9390-7107	107	21.06	.07
5MR-565-15	9390-7113	113	22.24	.07





## PowerGrip® GT®2 Belts - 5MR

### Product No. Series 9390 (continued)

#### 5MR Pitch — 15mm Wide (continued)

Part No.	Product No.	No. of Teeth	Pitch Length (In.)	Wt. Ea. (Lbs.)
5MR-575-15	9390-7115	115	22.64	.07
5MR-580-15	9390-7116	116	22.83	.07
5MR-600-15	9390-7120	120	23.62	.07
5MR-625-15	9390-7125	125	24.61	.07
5MR-650-15	9390-7130	130	25.59	.10
5MR-700-15	9390-7140	140	27.56	.10
5MR-750-15	9390-7150	150	29.53	.10
5MR-800-15	9390-7160	160	31.50	.10
5MR-815-15	9390-7163	163	32.09	.10
5MR-850-15	9390-7170	170	33.46	.10

Part No.	Product No.	No. of Teeth	Pitch Length (In.)	Wt. Ea. (Lbs.)
5MR-900-15	9390-7180	180	35.43	.10
5MR-1000-15	9390-7200	200	39.37	.13
5MR-1150-15	9390-7230	230	45.28	.15
5MR-1300-15	9390-7260	260	51.18	.17
5MR-1450-15	9390-7290	290	57.09	.19
5MR-1600-15	9390-7320	320	62.99	.20
5MR-1720-15	9390-7344	344	67.72	.22
5MR-1755-15	9390-7351	351	69.09	.22
5MR-2100-15	9390-7420	420	82.68	.27

#### 5MR Pitch — 25mm Wide

Part No.	Product No.	No. of Teeth	Pitch Length (In.)	Wt. Ea. (Lbs.)
5MR-300-25	9390-8060	60	11.81	.07
5MR-355-25	9390-8071	71	13.98	.07
5MR-375-25	9390-8075	75	14.76	.07
5MR-400-25	9390-8080	80	15.75	.07
5MR-405-25	9390-8081	81	15.95	.08
5MR-425-25	9390-8085	85	16.73	.07
5MR-450-25	9390-8090	90	17.72	.10
5MR-500-25	9390-8100	100	19.69	.10
5MR-535-25	9390-8107	107	21.06	.10
5MR-565-25	9390-8113	113	22.24	.10
5MR-575-25	9390-8115	115	22.64	.10
5MR-580-25	9390-8116	116	22.83	.10
5MR-600-25	9390-8120	120	23.62	.10
5MR-625-25	9390-8125	125	24.61	.10
5MR-650-25	9390-8130	130	25.59	.15

Part No.	Product No.	No. of Teeth	Pitch Length (In.)	Wt. Ea. (Lbs.)
5MR-700-25	9390-8140	140	27.56	.15
5MR-750-25	9390-8150	150	29.53	.15
5MR-800-25	9390-8160	160	31.50	.15
5MR-815-25	9390-8163	163	32.09	.20
5MR-850-25	9390-8170	170	33.46	.20
5MR-900-25	9390-8180	180	35.43	.20
5MR-1000-25	9390-8200	200	39.37	.20
5MR-1150-25	9390-8230	230	45.28	.25
5MR-1300-25	9390-8260	260	51.18	.30
5MR-1450-25	9390-8290	290	57.09	.35
5MR-1600-25	9390-8320	320	62.99	.37
5MR-1720-25	9390-8344	344	67.72	.40
5MR-1755-25	9390-8351	351	69.09	.50
5MR-2100-25	9390-8420	420	82.68	.53







## PowerGrip® GT®2 Belts - 8M and 14M

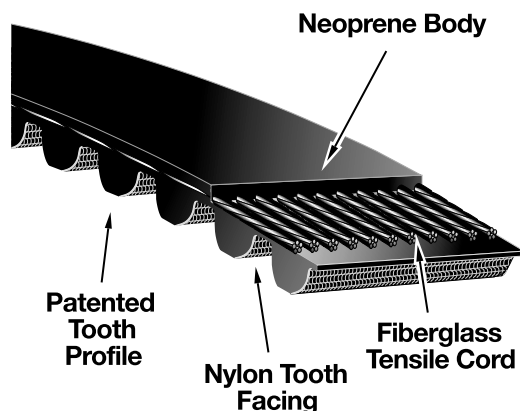
Reduce both acquisition costs and transaction costs by designing with PowerGrip GT2. The PowerGrip GT2 belt has two times the rating of competitive RPP® belts, and its predecessors PowerGrip GT and HTD® belts. PowerGrip GT2 drive systems offer the largest selection of belts and sprockets in the industry. At reduced widths, PowerGrip GT2 belts can be used as a direct replacement for most 1.0 and 1.5 rated 8mm and 14mm pitch rubber curvilinear synchronous belts.

### Markets/Applications

PowerGrip GT2 belts are suitable for many applications such as HVAC, textile, printing, machine tools, food processing, conveyors, packaging, agriculture, pumps, compressors, centrifuges, laundry, pulp and paper.

### Features/Advantages

- **Fiberglass tensile cord** provides high strength, excellent flex life, and high resistance to elongation.
- **Neoprene body** provides protection against grime, grease, oil, and moisture.
- **Nylon tooth facing** provides a durable wear surface for long service life.
- Gates **patented tooth profile** is designed for use with a specific sprocket groove profile. The sprocket groove-belt tooth combination increases capacity, while improving registration.
- PowerGrip GT2 has more tooth ratchet resistance than HTD
- Eliminates lubrication and re-tensioning reduce maintenance and labor as compared to roller chain drives.
- PowerGrip GT2 ACHE belts are available in 14mm pitch. A single twist cord helps prevent the belt from moving downward on vertical shaft ACHE applications.



### Recommended Sprockets

PowerGrip GT2 Sprockets

### Notes

PowerGrip GT2 part numbers are comprised of pitch, pitch length and width. For example; part number 3150-14MGT-55 denotes a 3150mm pitch length, 14mm pitch and 55mm width.

Belt **pitch** is the distance in millimeters between two adjacent tooth centers as measured on the pitch line of the belt. Belt **pitch length** is the total length (circumference) in millimeters as measured along the pitch line. The theoretical pitch line of a PowerGrip GT2 belt lies within the tensile member.

**WARNING:** New drive designs must use the PowerGrip GT2 sprockets, because of the high torque capacity of PowerGrip GT2 belts. Do not use HTD or RPP® profiled sprockets in new designs. PowerGrip GT2 belts can be used on existing HTD or HT100® sprockets as replacement belts, usually at the next narrowest width.

## Product No. Series 9207

### 8mm Pitch — 12mm Wide

Part No.	Product No.	No. of Teeth	Pitch Length (In.)	Wt. Ea. (Lbs.)
384-8MGT-12	9207-1200	48	15.12	.05
480-8MGT-12	9207-1201	60	18.90	.06
560-8MGT-12	9207-1202	70	22.05	.07
600-8MGT-12	9207-1203	75	23.62	.08
640-8MGT-12	9207-1204	80	25.20	.08
720-8MGT-12	9207-1205	90	28.35	.09
800-8MGT-12	9207-1206	100	31.50	.10
840-8MGT-12	9207-1207	105	33.07	.11
880-8MGT-12	9207-1208	110	34.65	.11
920-8MGT-12	9207-1209	115	36.22	.12
960-8MGT-12	9207-1210	120	37.80	.12
1040-8MGT-12	9207-1211	130	40.94	.13
1064-8MGT-12	9207-1212	133	41.89	.14
1104-8MGT-12	9207-1213	138	43.46	.14
1120-8MGT-12	9207-1214	140	44.09	.15
1160-8MGT-12	9207-1215	145	45.67	.15

Part No.	Product No.	No. of Teeth	Pitch Length (In.)	Wt. Ea. (Lbs.)
1200-8MGT-12	9207-1216	150	47.24	.15
1224-8MGT-12	9207-1217	153	48.19	.16
1280-8MGT-12	9207-1218	160	50.39	.16
1440-8MGT-12	9207-1219	180	56.69	.22
1512-8MGT-12	9207-1220	189	59.53	.19
1584-8MGT-12	9207-1221	198	62.36	.20
1600-8MGT-12	9207-1222	200	62.99	.20
1760-8MGT-12	9207-1223	220	69.29	.22
1800-8MGT-12	9207-1224	225	70.87	.23
2000-8MGT-12	9207-1225	250	78.74	.25
2200-8MGT-12	9207-1226	275	86.61	.28
2400-8MGT-12	9207-1227	300	94.49	.30
2600-8MGT-12	9207-1228	325	102.36	.33
2800-8MGT-12	9207-1229	350	110.24	.35
3280-8MGT-12	9207-1230	410	129.13	.41





## PowerGrip® GT®2 Belts - 8M and 14M

### Product No. Series 9207 (continued)

#### 8mm Pitch — 20mm Wide

Part No.	Product No.	No. of Teeth	Pitch Length (In.)	Wt. Ea. (Lbs.)
384-8MGT-20	9207-1021	48	15.12	.09
480-8MGT-20	9207-0001	60	18.90	.11
560-8MGT-20	9207-0005	70	22.05	.15
600-8MGT-20	9207-0009	75	23.62	.15
640-8MGT-20	9207-0013	80	25.20	.16
720-8MGT-20	9207-0017	90	28.35	.19
800-8MGT-20	9207-0021	100	31.50	.20
840-8MGT-20	9207-1025	105	33.07	.20
880-8MGT-20	9207-0025	110	34.65	.20
920-8MGT-20	9207-1001	115	36.22	.20
960-8MGT-20	9207-0029	120	37.80	.20
1040-8MGT-20	9207-0033	130	40.94	.25
1064-8MGT-20	9207-1005	133	41.89	.25
1104-8MGT-20	9207-1037	138	43.46	.25
1120-8MGT-20	9207-0037	140	44.09	.25
1160-8MGT-20	9207-1009	145	45.67	.25
1200-8MGT-20	9207-0041	150	47.24	.30

Part No.	Product No.	No. of Teeth	Pitch Length (In.)	Wt. Ea. (Lbs.)
1224-8MGT-20	9207-1029	153	48.19	.30
1280-8MGT-20	9207-0045	160	50.39	.30
1440-8MGT-20	9207-0049	180	56.69	.35
1512-8MGT-20	9207-1013	189	59.53	.37
1584-8MGT-20	9207-1017	198	62.36	.39
1600-8MGT-20	9207-0053	200	62.99	.40
1760-8MGT-20	9207-0057	220	69.29	.45
1800-8MGT-20	9207-0061	225	70.87	.45
2000-8MGT-20	9207-0065	250	78.74	.51
2200-8MGT-20	9207-1033	275	86.62	.55
2400-8MGT-20	9207-0069	300	94.49	.60
2600-8MGT-20	9207-0077	325	102.36	.65
2800-8MGT-20	9207-0073	350	110.24	.70
3048-8MGT-20	9207-0081	381	120.00	.75
3280-8MGT-20	9207-0085	410	129.13	.84
3600-8MGT-20	9207-0089	450	141.73	.95
4400-8MGT-20	9207-0093	550	173.23	1.15

#### 8mm Pitch — 30mm Wide

Part No.	Product No.	No. of Teeth	Pitch Length (In.)	Wt. Ea. (Lbs.)
384-8MGT-30	9207-1022	48	15.12	.15
480-8MGT-30	9207-0002	60	18.90	.20
560-8MGT-30	9207-0006	70	22.05	.20
600-8MGT-30	9207-0010	75	23.62	.21
640-8MGT-30	9207-0014	80	25.20	.24
720-8MGT-30	9207-0018	90	28.35	.25
800-8MGT-30	9207-0022	100	31.50	.25
840-8MGT-30	9207-1026	105	33.07	.30
880-8MGT-30	9207-0026	110	34.65	.30
920-8MGT-30	9207-1002	115	36.22	.35
960-8MGT-30	9207-0030	120	37.80	.35
1040-8MGT-30	9207-0034	130	40.94	.35
1064-8MGT-30	9207-1006	133	41.89	.40
1104-8MGT-30	9207-1038	138	43.46	.46
1120-8MGT-30	9207-0038	140	44.09	.40
1160-8MGT-30	9207-1010	145	45.67	.45
1200-8MGT-30	9207-0042	150	47.24	.45

Part No.	Product No.	No. of Teeth	Pitch Length (In.)	Wt. Ea. (Lbs.)
1224-8MGT-30	9207-1030	153	48.19	.45
1280-8MGT-30	9207-0046	160	50.39	.45
1440-8MGT-30	9207-0050	180	56.69	.52
1512-8MGT-30	9207-1014	189	59.53	.55
1584-8MGT-30	9207-1018	198	62.36	.60
1600-8MGT-30	9207-0054	200	62.99	.60
1760-8MGT-30	9207-0058	220	69.29	.65
1800-8MGT-30	9207-0062	225	70.87	.65
2000-8MGT-30	9207-0066	250	78.74	.70
2200-8MGT-30	9207-1034	275	86.61	.80
2400-8MGT-30	9207-0070	300	94.49	.88
2600-8MGT-30	9207-0078	325	102.36	.92
2800-8MGT-30	9207-0074	350	110.24	1.00
3048-8MGT-30	9207-0082	381	120.00	1.20
3280-8MGT-30	9207-0086	410	129.13	1.16
3600-8MGT-30	9207-0090	450	141.73	1.28
4400-8MGT-30	9207-0094	550	173.23	1.70

#### 8mm Pitch — 50mm Wide

Part No.	Product No.	No. of Teeth	Pitch Length (In.)	Wt. Ea. (Lbs.)
384-8MGT-50	9207-1023	48	15.12	.20
480-8MGT-50	9207-0003	60	18.90	.30
560-8MGT-50	9207-0007	70	22.05	.32
600-8MGT-50	9207-0011	75	23.62	.35
640-8MGT-50	9207-0015	80	25.20	.40
720-8MGT-50	9207-0019	90	28.35	.45
800-8MGT-50	9207-0023	100	31.50	.50
840-8MGT-50	9207-1027	105	33.07	.50
880-8MGT-50	9207-0027	110	34.65	.55
920-8MGT-50	9207-1003	115	36.22	.60
960-8MGT-50	9207-0031	120	37.80	.60
1040-8MGT-50	9207-0035	130	40.94	.65
1064-8MGT-50	9207-1007	133	41.89	.65
1104-8MGT-50	9207-1039	138	43.46	.65
1120-8MGT-50	9207-0039	140	44.09	.65
1160-8MGT-50	9207-1011	145	45.67	.70
1200-8MGT-50	9207-0043	150	47.24	.75

Part No.	Product No.	No. of Teeth	Pitch Length (In.)	Wt. Ea. (Lbs.)
1224-8MGT-50	9207-1031	153	48.19	.75
1280-8MGT-50	9207-0047	160	50.39	.75
1440-8MGT-50	9207-0051	180	56.69	.90
1512-8MGT-50	9207-1015	189	59.53	.95
1584-8MGT-50	9207-1019	198	62.36	1.00
1600-8MGT-50	9207-0055	200	62.99	1.00
1760-8MGT-50	9207-0059	220	69.29	1.10
1800-8MGT-50	9207-0063	225	70.87	1.10
2000-8MGT-50	9207-0067	250	78.74	1.30
2200-8MGT-50	9207-1035	275	86.61	1.35
2400-8MGT-50	9207-0071	300	94.49	1.50
2600-8MGT-50	9207-0079	325	102.36	1.60
2800-8MGT-50	9207-0075	350	110.24	1.70
3048-8MGT-50	9207-0083	381	120.00	1.90
3280-8MGT-50	9207-0087	410	129.13	2.00
3600-8MGT-50	9207-0091	450	141.73	2.35
4400-8MGT-50	9207-0095	550	173.23	2.75

POWERGRIP GT2 BELTS





# PowerGrip® GT® 2 Belts - 8M and 14M

## Product No. Series 9207 (continued)

### 8mm Pitch — 85mm Wide

Part No.	Product No.	No. of Teeth	Pitch Length (In.)	Wt. Ea. (Lbs.)
384-8MGT-85	9207-1024	48	15.12	.40
480-8MGT-85	9207-0004	60	18.90	.50
560-8MGT-85	9207-0008	70	22.05	.55
600-8MGT-85	9207-0012	75	23.62	.65
640-8MGT-85	9207-0016	80	25.20	.70
720-8MGT-85	9207-0020	90	28.35	.75
800-8MGT-85	9207-0024	100	31.50	.85
840-8MGT-85	9207-1028	105	33.07	.90
880-8MGT-85	9207-0028	110	34.65	.95
920-8MGT-85	9207-1004	115	36.22	1.00
960-8MGT-85	9207-0032	120	37.80	.95
1040-8MGT-85	9207-0036	130	40.94	1.10
1064-8MGT-85	9207-1008	133	41.89	1.05
1104-8MGT-85	9207-1040	138	43.46	1.30
1120-8MGT-85	9207-0040	140	44.09	1.20
1160-8MGT-85	9207-1012	146	45.83	1.20
1200-8MGT-85	9207-0044	150	47.24	1.25

Part No.	Product No.	No. of Teeth	Pitch Length (In.)	Wt. Ea. (Lbs.)
1224-8MGT-85	9207-1032	153	48.19	1.30
1280-8MGT-85	9207-0048	160	50.39	1.31
1440-8MGT-85	9207-0052	180	56.69	1.55
1512-8MGT-85	9207-1016	189	59.53	1.60
1584-8MGT-85	9207-1020	198	62.36	1.65
1600-8MGT-85	9207-0056	200	62.99	1.75
1760-8MGT-85	9207-0060	220	69.29	1.90
1800-8MGT-85	9207-0064	225	70.87	1.95
2000-8MGT-85	9207-0068	250	78.74	2.10
2200-8MGT-85	9207-1036	275	86.61	2.30
2400-8MGT-85	9207-0072	300	94.49	2.50
2600-8MGT-85	9207-0080	325	102.36	2.80
2800-8MGT-85	9207-0076	350	110.24	3.00
3048-8MGT-85	9207-0084	381	120.00	3.35
3280-8MGT-85	9207-0088	410	129.13	3.65
3600-8MGT-85	9207-0092	450	141.73	3.90
4400-8MGT-85	9207-0096	550	173.23	4.80

### 14mm Pitch — 40mm Wide

Part No.	Product No.	No. of Teeth	Pitch Length (In.)	Wt. Ea. (Lbs.)
966-14MGT-40	9207-0100	69	38.03	1.30
1190-14MGT-40	9207-0105	85	46.85	1.50
1400-14MGT-40	9207-0110	100	55.12	1.65
1610-14MGT-40	9207-0115	115	63.39	1.85
1778-14MGT-40	9207-0120	127	70.00	1.95
1890-14MGT-40	9207-0125	135	74.41	2.05
2100-14MGT-40	9207-0130	150	82.68	2.35
2310-14MGT-40	9207-0135	165	90.94	2.45
2450-14MGT-40	9207-0140	175	96.46	2.55
2590-14MGT-40	9207-0145	185	101.97	2.65
2800-14MGT-40	9207-0150	200	110.24	2.80

Part No.	Product No.	No. of Teeth	Pitch Length (In.)	Wt. Ea. (Lbs.)
3150-14MGT-40	9207-0155	225	124.02	3.10
3360-14MGT-40	9207-0180	240	132.28	3.40
3500-14MGT-40	9207-0160	250	137.80	3.50
3850-14MGT-40	9207-0165	275	151.57	3.80
4326-14MGT-40	9207-0170	309	170.31	4.20
4578-14MGT-40	9207-0175	327	180.24	4.40
4956-14MGT-40	9207-0185	354	195.12	4.80
5320-14MGT-40	9207-0190	380	209.45	5.10
5740-14MGT-40	9207-0195	410	225.98	5.40
6160-14MGT-40	9207-0200	440	242.52	5.70
6860-14MGT-40	9207-0205	490	270.08	6.40

### 14mm Pitch — 55mm Wide

Part No.	Product No.	No. of Teeth	Pitch Length (In.)	Wt. Ea. (Lbs.)
966-14MGT-55	9207-0101	69	38.03	1.65
1190-14MGT-55	9207-0106	85	46.85	1.90
1400-14MGT-55	9207-0111	100	55.12	2.10
1610-14MGT-55	9207-0116	115	63.39	2.35
1778-14MGT-55	9207-0121	127	70.00	2.55
1890-14MGT-55	9207-0126	135	74.41	2.70
2100-14MGT-55	9207-0131	150	82.68	2.95
2310-14MGT-55	9207-0136	165	90.94	3.15
2450-14MGT-55	9207-0141	175	96.46	3.35
2590-14MGT-55	9207-0146	185	101.97	3.50
2800-14MGT-55	9207-0151	200	110.24	3.70

Part No.	Product No.	No. of Teeth	Pitch Length (In.)	Wt. Ea. (Lbs.)
3150-14MGT-55	9207-0156	225	124.02	4.10
3360-14MGT-55	9207-0181	240	132.28	4.40
3500-14MGT-55	9207-0161	250	137.80	4.60
3850-14MGT-55	9207-0166	275	151.57	5.00
4326-14MGT-55	9207-0171	309	170.31	5.60
4578-14MGT-55	9207-0176	327	180.24	6.20
4956-14MGT-55	9207-0186	354	195.12	6.50
5320-14MGT-55	9207-0191	380	209.45	6.95
5740-14MGT-55	9207-0196	410	225.98	7.50
6160-14MGT-55	9207-0201	440	242.52	8.00
6860-14MGT-55	9207-0206	490	270.08	8.75

### 14mm Pitch — 85mm Wide

Part No.	Product No.	No. of Teeth	Pitch Length (In.)	Wt. Ea. (Lbs.)
966-14MGT-85	9207-0102	69	38.03	3.10
1190-14MGT-85	9207-0107	85	46.85	3.35
1400-14MGT-85	9207-0112	100	55.12	3.75
1610-14MGT-85	9207-0117	115	63.39	4.25
1778-14MGT-85	9207-0122	127	70.00	4.50
1890-14MGT-85	9207-0127	135	74.41	4.65

Part No.	Product No.	No. of Teeth	Pitch Length (In.)	Wt. Ea. (Lbs.)
2100-14MGT-85	9207-0132	150	82.68	5.00
2310-14MGT-85	9207-0137	165	90.94	5.40
2450-14MGT-85	9207-0142	175	96.46	5.70
2590-14MGT-85	9207-0147	185	101.97	5.85
2800-14MGT-85	9207-0152	200	110.24	6.20
3150-14MGT-85	9207-0157	225	124.02	6.90





## PowerGrip® GT®2 Belts - 8M and 14M

### Product No. Series 9207 (continued)

#### 14mm Pitch — 85mm Wide (continued)

Part No.	Product No.	No. of Teeth	Pitch Length (In.)	Wt. Ea. (Lbs.)
3360-14MGT-85	9207-0182	240	132.28	7.20
3500-14MGT-85	9207-0162	250	137.80	7.40
3850-14MGT-85	9207-0167	275	151.57	8.00
4326-14MGT-85	9207-0172	309	170.31	8.80
4578-14MGT-85	9207-0177	327	180.24	9.35

Part No.	Product No.	No. of Teeth	Pitch Length (In.)	Wt. Ea. (Lbs.)
4956-14MGT-85	9207-0187	354	195.12	9.85
5320-14MGT-85	9207-0192	380	209.45	10.45
5740-14MGT-85	9207-0197	410	225.98	11.35
6160-14MGT-85	9207-0202	440	242.52	12.10
6860-14MGT-85	9207-0207	490	270.08	14.30

#### 14mm Pitch — 115mm Wide

Part No.	Product No.	No. of Teeth	Pitch Length (In.)	Wt. Ea. (Lbs.)
966-14MGT-115	9207-0103	69	38.03	3.50
1190-14MGT-115	9207-0108	85	46.85	4.00
1400-14MGT-115	9207-0113	100	55.12	4.65
1610-14MGT-115	9207-0118	115	63.39	5.15
1778-14MGT-115	9207-0123	127	70.00	5.55
1890-14MGT-115	9207-0128	135	74.41	5.90
2100-14MGT-115	9207-0133	150	82.68	6.25
2310-14MGT-115	9207-0138	165	90.94	6.50
2450-14MGT-115	9207-0143	175	96.46	7.25
2590-14MGT-115	9207-0148	185	101.97	7.45
2800-14MGT-115	9207-0153	200	110.24	8.10

Part No.	Product No.	No. of Teeth	Pitch Length (In.)	Wt. Ea. (Lbs.)
3150-14MGT-115	9207-0158	225	124.02	8.75
3360-14MGT-115	9207-0183	240	132.28	9.10
3500-14MGT-115	9207-0163	250	137.80	10.00
3850-14MGT-115	9207-0168	275	151.57	8.97
4326-14MGT-115	9207-0173	309	170.31	11.55
4578-14MGT-115	9207-0178	327	180.24	12.10
4956-14MGT-115	9207-0188	354	195.12	13.00
5320-14MGT-115	9207-0193	380	209.45	14.55
5740-14MGT-115	9207-0198	410	225.98	15.50
6160-14MGT-115	9207-0203	440	242.52	16.84
6860-14MGT-115	9207-0208	490	270.08	18.40

#### 14mm Pitch — 170mm Wide

Part No.	Product No.	No. of Teeth	Pitch Length (In.)	Wt. Ea. (Lbs.)
966-14MGT-170	9207-0104	69	38.03	3.30
1190-14MGT-170	9207-0109	85	46.85	4.08
1400-14MGT-170	9207-0114	100	55.12	5.10
1610-14MGT-170	9207-0119	115	63.39	5.55
1778-14MGT-170	9207-0124	127	70.00	6.50
1890-14MGT-170	9207-0129	135	74.41	7.00
2100-14MGT-170	9207-0134	150	82.68	7.35
2310-14MGT-170	9207-0139	165	90.94	8.05
2450-14MGT-170	9207-0144	175	96.46	8.43
2590-14MGT-170	9207-0149	185	101.97	9.00
2800-14MGT-170	9207-0154	200	110.24	9.50

Part No.	Product No.	No. of Teeth	Pitch Length (In.)	Wt. Ea. (Lbs.)
3150-14MGT-170	9207-0159	225	124.02	13.80
3360-14MGT-170	9207-0184	240	132.28	11.75
3500-14MGT-170	9207-0164	250	137.80	12.50
3850-14MGT-170	9207-0169	275	151.57	14.00
4326-14MGT-170	9207-0174	309	170.31	15.15
4578-14MGT-170	9207-0179	327	180.24	18.40
4956-14MGT-170	9207-0189	354	195.12	17.08
5320-14MGT-170	9207-0194	380	209.45	18.50
5740-14MGT-170	9207-0199	410	225.98	20.50
6160-14MGT-170	9207-0204	440	242.52	21.75
6860-14MGT-170	9207-0209	490	270.08	24.00

#### 14mm Pitch PowerGrip® GT®2 ACHE Belts — 40, 55 and 85mm Wide

Part No.	Product No.	No. of Teeth	Pitch Length (In.)	Wt. Ea. (Lbs.)
3150-14MGT-40F	9207-0589	225	124.01	3.65
3150-14MGT-55F	9207-0593	225	124.01	3.80
3150-14MGT-85F	9207-0597	225	124.01	6.80
3360-14MGT-40F	9207-0590	240	132.28	3.90
3360-14MGT-55F	9207-0594	240	132.28	4.20
3360-14MGT-85F	9207-0598	240	132.28	6.40

Part No.	Product No.	No. of Teeth	Pitch Length (In.)	Wt. Ea. (Lbs.)
3500-14MGT-40F	9207-0591	250	137.79	4.00
3500-14MGT-55F	9207-0595	250	137.79	4.50
3500-14MGT-85F	9207-0599	250	137.79	6.50
3850-14MGT-40F	9207-0592	275	151.57	4.30
3850-14MGT-55F	9207-0596	275	151.57	5.20
3850-14MGT-85F	9207-0600	275	151.57	7.00

POWERGRIP GT2 BELTS





## PowerGrip® HTD® Belts

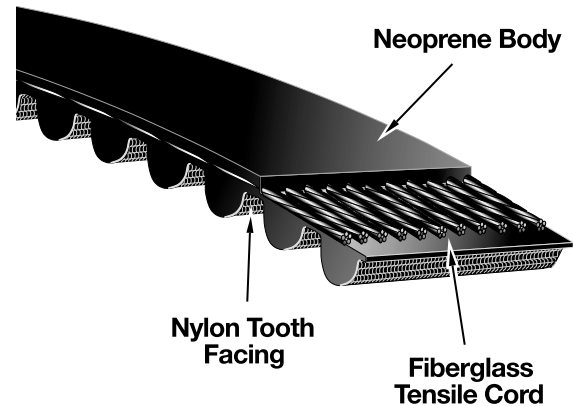
PowerGrip HTD belts have a larger, more robust tooth profile for increased capacity, as compared to timing belts.

### Markets/Applications

PowerGrip HTD belts are suitable for many applications including data storage, hand power tools, postage handling, food processors, office machines, centrifuges, money handling, medical diagnostic, sewing machines, ticket dispensers, robotics, vending machines and vacuum cleaners.

### Features/Advantages

- **Fiberglass tensile cord** provides high strength, excellent flex life, and high resistance to elongation.
- **Neoprene body** provides protection against grime, grease, oil, and moisture.
- **Nylon tooth facing** provides a durable wear surface for long service life.
- Thirty percent increase in horsepower ratings, as compared to traditional timing belts.
- Eliminates lubrication and re-tensioning to reduce maintenance and labor required on drives.



### Recommended Sprockets

PowerGrip HTD Sprockets

### Notes

PowerGrip HTD part numbers are comprised of pitch, pitch length and width. For example; part number 900-3M-15 denotes a 900mm pitch length, 3mm pitch and 15mm width.

Belt **pitch** is the distance in millimeters between two adjacent tooth centers as measured on the pitch line of the belt. Belt **pitch length** is the total length (circumference) in millimeters as measured along the pitch line. The theoretical pitch line of a PowerGrip HTD belt lies within the tensile member.

## Product No. Series 9293

### 3mm Pitch — 6mm Wide

Part No.	Product No.	No. of Teeth	Pitch Length (In.)	Wt. Ea. (Lbs.)
87-3M-06	9293-2000	29	3.43	.01
102-3M-06	9293-2001	34	4.02	.01
105-3M-06	9293-2002	35	4.13	.01
111-3M-06	9293-2003	37	4.37	.01
123-3M-06	9293-2004	41	4.84	.01
144-3M-06	9293-2005	48	5.67	.01
147-3M-06	9293-2006	49	5.79	.01
150-3M-06	9293-0300	50	5.91	.01
156-3M-06	9293-2007	52	6.14	.01
159-3M-06	9293-0301	53	6.26	.01
165-3M-06	9293-2008	55	6.50	.01
168-3M-06	9293-0302	56	6.61	.01
174-3M-06	9293-2009	58	6.85	.01
177-3M-06	9293-0303	59	6.97	.01
180-3M-06	9293-2010	60	7.09	.01
183-3M-06	9293-2011	61	7.20	.01
189-3M-06	9293-0304	63	7.44	.01
195-3M-06	9293-2012	65	7.68	.01
201-3M-06	9293-0305	67	7.91	.01
204-3M-06	9293-2013	68	8.03	.01
207-3M-06	9293-2014	69	8.15	.01
213-3M-06	9293-0306	71	8.39	.01
216-3M-06	9293-2015	72	8.50	.01
222-3M-06	9293-2016	74	8.74	.01
225-3M-06	9293-0307	75	8.86	.01
228-3M-06	9293-2017	76	8.98	.01
234-3M-06	9293-2018	78	9.21	.01
237-3M-06	9293-2019	79	9.33	.01
240-3M-06	9293-0308	80	9.45	.01
246-3M-06	9293-2020	82	9.69	.01

Part No.	Product No.	No. of Teeth	Pitch Length (In.)	Wt. Ea. (Lbs.)
252-3M-06	9293-0309	84	9.92	.01
255-3M-06	9293-0310	85	10.04	.01
258-3M-06	9293-2021	86	10.16	.01
261-3M-06	9293-2022	87	10.28	.01
264-3M-06	9293-2023	88	10.39	.01
267-3M-06	9293-0311	89	10.51	.01
276-3M-06	9293-2024	92	10.87	.01
282-3M-06	9293-2025	94	11.10	.01
285-3M-06	9293-0312	95	11.22	.01
288-3M-06	9293-2026	96	11.34	.01
291-3M-06	9293-2027	97	11.46	.01
297-3M-06	9293-2028	99	11.69	.01
300-3M-06	9293-0313	100	11.81	.01
312-3M-06	9293-0314	104	12.28	.01
315-3M-06	9293-2029	105	12.40	.01
318-3M-06	9293-0315	106	12.52	.01
324-3M-06	9293-2030	108	12.76	.01
330-3M-06	9293-2031	110	12.99	.01
333-3M-06	9293-2032	111	13.11	.01
336-3M-06	9293-2033	112	13.23	.01
339-3M-06	9293-0316	113	13.35	.01
345-3M-06	9293-2034	115	13.58	.01
357-3M-06	9293-0317	119	14.06	.01
360-3M-06	9293-2035	120	14.17	.01
363-3M-06	9293-0318	121	14.29	.01
366-3M-06	9293-2036	122	14.41	.01
369-3M-06	9293-2037	123	14.53	.01
381-3M-06	9293-2038	127	15.00	.01
384-3M-06	9293-0319	128	15.12	.02
387-3M-06	9293-2039	129	15.24	.02





**PowerGrip® HTD® Belts**

POWERGRIP HTD BELTS

**Product No. Series 9293 (continued)**

**3mm Pitch — 6mm Wide (continued)**

Part No.	Product No.	No. of Teeth	Pitch Length (In.)	Wt. Ea. (Lbs.)
390-3M-06	9293-0320	130	15.35	.02
396-3M-06	9293-2040	132	15.59	.02
399-3M-06	9293-0321	133	15.71	.02
405-3M-06	9293-2041	135	15.94	.02
411-3M-06	9293-2042	137	16.18	.02
417-3M-06	9293-2043	139	16.42	.02
420-3M-06	9293-0322	140	16.54	.02
426-3M-06	9293-2044	142	16.77	.02
432-3M-06	9293-2045	144	17.01	.02
435-3M-06	9293-2046	145	17.13	.02
438-3M-06	9293-2047	146	17.24	.02
444-3M-06	9293-2048	148	17.48	.02
447-3M-06	9293-0323	149	17.60	.02
459-3M-06	9293-2049	153	18.07	.02
468-3M-06	9293-2050	156	18.43	.02
471-3M-06	9293-2051	157	18.54	.02
474-3M-06	9293-0324	158	18.66	.02
480-3M-06	9293-2052	160	18.90	.02
486-3M-06	9293-0325	162	19.13	.02
489-3M-06	9293-2053	163	19.25	.02
492-3M-06	9293-2054	164	19.37	.02
501-3M-06	9293-0326	167	19.72	.02
510-3M-06	9293-2055	170	20.08	.02
513-3M-06	9293-0327	171	20.20	.02
519-3M-06	9293-2056	173	20.43	.02
525-3M-06	9293-2057	175	20.67	.02
528-3M-06	9293-2058	176	20.79	.02
531-3M-06	9293-0328	177	20.91	.02
537-3M-06	9293-2059	179	21.14	.02
558-3M-06	9293-2060	186	21.97	.02
564-3M-06	9293-0329	188	22.20	.02
570-3M-06	9293-2061	190	22.44	.02
576-3M-06	9293-2062	192	22.68	.02
585-3M-06	9293-2063	195	23.03	.02
591-3M-06	9293-2064	197	23.27	.02
597-3M-06	9293-0330	199	23.50	.02
600-3M-06	9293-2065	200	23.62	.02
606-3M-06	9293-2066	202	23.86	.02
609-3M-06	9293-2067	203	23.98	.02
612-3M-06	9293-2068	204	24.09	.02
627-3M-06	9293-2069	209	24.69	.02

Part No.	Product No.	No. of Teeth	Pitch Length (In.)	Wt. Ea. (Lbs.)
633-3M-06	9293-0331	211	24.92	.02
639-3M-06	9293-2070	213	25.16	.02
645-3M-06	9293-2071	215	25.39	.02
648-3M-06	9293-2072	216	25.51	.02
654-3M-06	9293-2073	218	25.75	.02
657-3M-06	9293-2074	219	25.87	.02
663-3M-06	9293-2075	221	26.10	.02
669-3M-06	9293-0332	223	26.34	.02
684-3M-06	9293-2076	228	26.93	.03
687-3M-06	9293-2077	229	27.05	.02
696-3M-06	9293-2078	232	27.40	.03
711-3M-06	9293-0333	237	27.99	.03
735-3M-06	9293-2079	245	28.94	.03
738-3M-06	9293-2080	246	29.06	.03
753-3M-06	9293-0334	251	29.65	.03
795-3M-06	9293-0335	265	31.30	.03
822-3M-06	9293-2081	274	32.36	.03
837-3M-06	9293-2082	279	32.95	.03
843-3M-06	9293-0336	281	33.19	.03
873-3M-06	9293-2083	291	34.37	.03
882-3M-06	9293-0337	294	34.72	.03
891-3M-06	9293-2084	297	35.08	.03
900-3M-06	9293-2085	300	35.43	.03
915-3M-06	9293-2086	305	36.02	.03
945-3M-06	9293-0338	315	37.20	.03
951-3M-06	9293-2087	317	37.44	.04
981-3M-06	9293-2088	327	38.62	.04
1002-3M-06	9293-0339	334	39.45	.04
1026-3M-06	9293-2089	342	40.39	.04
1035-3M-06	9293-2090	345	40.75	.04
1062-3M-06	9293-0340	354	41.81	.04
1125-3M-06	9293-0341	375	44.29	.04
1155-3M-06	9293-2091	385	45.47	.04
1191-3M-06	9293-0342	397	46.89	.04
1263-3M-06	9293-0343	421	49.72	.04
1500-3M-06	9293-2092	500	59.06	.05
1512-3M-06	9293-2093	504	59.53	.05
1587-3M-06	9293-2094	529	62.48	.05
1956-3M-06	9293-2095	652	77.01	.06
2004-3M-06	9293-2096	668	78.90	.07

**3mm Pitch — 9mm Wide**

Part No.	Product No.	No. of Teeth	Pitch Length (In.)	Wt. Ea. (Lbs.)
87-3M-09	9293-2200	29	3.43	.01
102-3M-09	9293-2201	34	4.02	.01
105-3M-09	9293-2202	35	4.13	.01
111-3M-09	9293-2203	37	4.37	.01
123-3M-09	9293-2204	41	4.84	.01
144-3M-09	9293-2205	48	5.67	.01
147-3M-09	9293-2206	49	5.79	.01
150-3M-09	9293-0344	50	5.91	.01
156-3M-09	9293-2207	52	6.14	.01
159-3M-09	9293-0345	53	6.26	.01
165-3M-09	9293-2208	55	6.50	.01
168-3M-09	9293-0346	56	6.61	.01
174-3M-09	9293-2209	58	6.85	.01
177-3M-09	9293-0347	59	6.97	.01
180-3M-09	9293-2210	60	7.09	.01

Part No.	Product No.	No. of Teeth	Pitch Length (In.)	Wt. Ea. (Lbs.)
183-3M-09	9293-2211	61	7.20	.01
189-3M-09	9293-0348	63	7.44	.01
195-3M-09	9293-2212	65	7.68	.01
201-3M-09	9293-0349	67	7.91	.01
204-3M-09	9293-2213	68	8.03	.01
207-3M-09	9293-2214	69	8.15	.01
213-3M-09	9293-0350	71	8.39	.01
216-3M-09	9293-2215	72	8.50	.01
222-3M-09	9293-2216	74	8.74	.01
225-3M-09	9293-0351	75	8.86	.01
228-3M-09	9293-2217	76	8.98	.01
234-3M-09	9293-2218	78	9.21	.01
237-3M-09	9293-2219	79	9.33	.01
240-3M-09	9293-0352	80	9.45	.01
246-3M-09	9293-2220	82	9.69	.01





# PowerGrip® HTD® Belts

POWERGRIP HTD BELTS

## Product No. Series 9293 (continued)

### 3mm Pitch — 9mm Wide (continued)

Part No.	Product No.	No. of Teeth	Pitch Length (In.)	Wt. Ea. (Lbs.)	Part No.	Product No.	No. of Teeth	Pitch Length (In.)	Wt. Ea. (Lbs.)
252-3M-09	9293-0353	84	9.92	.01	528-3M-09	9293-2258	176	20.79	.03
255-3M-09	9293-0354	85	10.04	.02	531-3M-09	9293-0372	177	20.91	.03
258-3M-09	9293-2221	86	10.16	.02	537-3M-09	9293-2259	179	21.14	.03
261-3M-09	9293-2222	87	10.28	.02	558-3M-09	9293-2260	186	21.97	.03
264-3M-09	9293-2223	88	10.39	.02	564-3M-09	9293-0373	188	22.20	.03
267-3M-09	9293-0355	89	10.51	.02	570-3M-09	9293-2261	190	22.44	.03
276-3M-09	9293-2224	92	10.87	.02	576-3M-09	9293-2262	192	22.68	.03
282-3M-09	9293-2225	94	11.10	.02	585-3M-09	9293-2263	195	23.03	.03
285-3M-09	9293-0356	95	11.22	.02	591-3M-09	9293-2264	197	23.27	.03
288-3M-09	9293-2226	96	11.34	.02	597-3M-09	9293-0374	199	23.50	.03
291-3M-09	9293-2227	97	11.46	.02	600-3M-09	9293-2265	200	23.62	.03
297-3M-09	9293-2228	99	11.69	.02	606-3M-09	9293-2266	202	23.86	.04
300-3M-09	9293-0357	100	11.81	.02	609-3M-09	9293-2267	203	23.98	.04
312-3M-09	9293-0358	104	12.28	.02	612-3M-09	9293-2268	204	24.09	.04
315-3M-09	9293-2229	105	12.40	.02	627-3M-09	9293-2269	209	24.69	.04
318-3M-09	9293-0359	106	12.52	.02	633-3M-09	9293-0375	211	24.92	.04
324-3M-09	9293-2230	108	12.76	.02	639-3M-09	9293-2270	213	25.16	.04
330-3M-09	9293-2231	110	12.99	.02	645-3M-09	9293-2271	215	25.39	.04
333-3M-09	9293-2232	111	13.11	.02	648-3M-09	9293-2272	216	25.51	.04
336-3M-09	9293-2233	112	13.23	.02	654-3M-09	9293-2273	218	25.75	.04
339-3M-09	9293-0360	113	13.35	.02	657-3M-09	9293-2274	219	25.87	.04
345-3M-09	9293-2234	115	13.58	.02	663-3M-09	9293-2275	221	26.10	.04
357-3M-09	9293-0361	119	14.06	.02	669-3M-09	9293-0376	223	26.34	.03
360-3M-09	9293-2235	120	14.17	.02	684-3M-09	9293-2276	228	26.93	.04
363-3M-09	9293-0362	121	14.29	.02	687-3M-09	9293-2277	229	27.05	.04
366-3M-09	9293-2236	122	14.41	.02	696-3M-09	9293-2278	232	27.40	.04
369-3M-09	9293-2237	123	14.53	.02	711-3M-09	9293-0377	237	27.99	.04
381-3M-09	9293-2238	127	15.00	.02	735-3M-09	9293-2279	245	28.94	.04
384-3M-09	9293-0363	128	15.12	.02	738-3M-09	9293-2280	246	29.06	.04
387-3M-09	9293-2239	129	15.24	.02	753-3M-09	9293-0378	251	29.65	.04
390-3M-09	9293-0364	130	15.35	.02	795-3M-09	9293-0379	265	31.30	.04
396-3M-09	9293-2240	132	15.59	.02	822-3M-09	9293-2281	274	32.36	.05
399-3M-09	9293-0365	133	15.71	.02	837-3M-09	9293-2282	279	32.95	.05
405-3M-09	9293-2241	135	15.94	.02	843-3M-09	9293-0380	281	33.19	.05
411-3M-09	9293-2242	137	16.18	.02	873-3M-09	9293-2283	291	34.37	.05
417-3M-09	9293-2243	139	16.42	.02	882-3M-09	9293-0381	294	34.72	.05
420-3M-09	9293-0366	140	16.54	.02	891-3M-09	9293-2284	297	35.08	.05
426-3M-09	9293-2244	142	16.77	.02	900-3M-09	9293-2285	300	35.43	.05
432-3M-09	9293-2245	144	17.01	.02	915-3M-09	9293-2286	305	36.02	.05
435-3M-09	9293-2246	145	17.13	.02	945-3M-09	9293-0382	315	37.20	.05
438-3M-09	9293-2247	146	17.24	.03	951-3M-09	9293-2287	317	37.44	.05
444-3M-09	9293-2248	148	17.48	.03	981-3M-09	9293-2288	327	38.62	.05
447-3M-09	9293-0367	149	17.60	.03	1002-3M-09	9293-0383	334	39.45	.05
459-3M-09	9293-2249	153	18.07	.03	1026-3M-09	9293-2289	342	40.39	.05
468-3M-09	9293-2250	156	18.43	.03	1035-3M-09	9293-2290	345	40.75	.05
471-3M-09	9293-2251	157	18.54	.03	1062-3M-09	9293-0384	354	41.81	.05
474-3M-09	9293-0368	158	18.66	.03	1125-3M-09	9293-0385	375	44.29	.06
480-3M-09	9293-2252	160	18.90	.03	1155-3M-09	9293-2291	385	45.47	.06
486-3M-09	9293-0369	162	19.13	.03	1191-3M-09	9293-0386	397	46.89	.06
489-3M-09	9293-2253	163	19.25	.03	1263-3M-09	9293-0387	421	49.72	.07
492-3M-09	9293-2254	164	19.37	.03	1500-3M-09	9293-2292	500	59.06	.08
501-3M-09	9293-0370	167	19.72	.03	1512-3M-09	9293-2293	504	59.53	.08
510-3M-09	9293-2255	170	20.08	.03	1587-3M-09	9293-2294	529	62.48	.08
513-3M-09	9293-0371	171	20.20	.03	1956-3M-09	9293-2295	652	77.01	.11
519-3M-09	9293-2256	173	20.43	.03	2004-3M-09	9293-2296	668	78.90	.11
525-3M-09	9293-2257	175	20.67	.03					





**PowerGrip® HTD® Belts**

POWERGRIP HTD BELTS

**Product No. Series 9293 (continued)**

**3mm Pitch — 15mm Wide**

Part No.	Product No.	No. of Teeth	Pitch Length (In.)	Wt. Ea. (Lbs.)
87-3M-15	9293-2400	29	3.43	.01
102-3M-15	9293-2401	34	4.02	.01
105-3M-15	9293-2402	35	4.13	.01
111-3M-15	9293-2403	37	4.37	.01
123-3M-15	9293-2404	41	4.84	.01
144-3M-15	9293-2405	48	5.67	.01
147-3M-15	9293-2406	49	5.79	.01
150-3M-15	9293-0388	50	5.91	.02
156-3M-15	9293-2407	52	6.14	.02
159-3M-15	9293-0389	53	6.26	.02
165-3M-15	9293-2408	55	6.50	.02
168-3M-15	9293-0390	56	6.61	.02
174-3M-15	9293-2409	58	6.85	.02
177-3M-15	9293-0391	59	6.97	.02
180-3M-15	9293-2410	60	7.09	.02
183-3M-15	9293-2411	61	7.20	.02
189-3M-15	9293-0392	63	7.44	.02
195-3M-15	9293-2412	65	7.68	.02
201-3M-15	9293-0393	67	7.91	.02
204-3M-15	9293-2413	68	8.03	.02
207-3M-15	9293-2414	69	8.15	.02
213-3M-15	9293-0394	71	8.39	.02
216-3M-15	9293-2415	72	8.50	.02
222-3M-15	9293-2416	74	8.74	.02
225-3M-15	9293-0395	75	8.86	.02
228-3M-15	9293-2417	76	8.98	.02
234-3M-15	9293-2418	78	9.21	.02
237-3M-15	9293-2419	79	9.33	.02
240-3M-15	9293-0396	80	9.45	.02
246-3M-15	9293-2420	82	9.69	.02
252-3M-15	9293-0397	84	9.92	.02
255-3M-15	9293-0398	85	10.04	.02
258-3M-15	9293-2421	86	10.16	.03
261-3M-15	9293-2422	87	10.28	.03
264-3M-15	9293-2423	88	10.39	.03
267-3M-15	9293-0399	89	10.51	.03
276-3M-15	9293-2424	92	10.87	.03
282-3M-15	9293-2425	94	11.10	.03
285-3M-15	9293-0400	95	11.22	.03
288-3M-15	9293-2426	96	11.34	.03
291-3M-15	9293-2427	97	11.46	.03
297-3M-15	9293-2428	99	11.69	.03
300-3M-15	9293-0401	100	11.81	.03
312-3M-15	9293-0402	104	12.28	.03
315-3M-15	9293-2429	105	12.40	.03
318-3M-15	9293-0403	106	12.52	.03
324-3M-15	9293-2430	108	12.76	.03
330-3M-15	9293-2431	110	12.99	.03
333-3M-15	9293-2432	111	13.11	.03
336-3M-15	9293-2433	112	13.23	.03
339-3M-15	9293-0404	113	13.35	.03
345-3M-15	9293-2434	115	13.58	.03
357-3M-15	9293-0405	119	14.06	.03
360-3M-15	9293-2435	120	14.17	.03
363-3M-15	9293-0406	121	14.29	.03
366-3M-15	9293-2436	122	14.41	.04
369-3M-15	9293-2437	123	14.53	.04
381-3M-15	9293-2438	127	15.00	.04
384-3M-15	9293-0407	128	15.12	.04
387-3M-15	9293-2439	129	15.24	.04
390-3M-15	9293-0408	130	15.35	.04
396-3M-15	9293-2440	132	15.59	.04

Part No.	Product No.	No. of Teeth	Pitch Length (In.)	Wt. Ea. (Lbs.)
399-3M-15	9293-0409	133	15.71	.04
405-3M-15	9293-2441	135	15.94	.04
411-3M-15	9293-2442	137	16.18	.04
417-3M-15	9293-2443	139	16.42	.04
420-3M-15	9293-0410	140	16.54	.04
426-3M-15	9293-2444	142	16.77	.04
432-3M-15	9293-2445	144	17.01	.04
435-3M-15	9293-2446	145	17.13	.04
438-3M-15	9293-2447	146	17.24	.04
444-3M-15	9293-2448	148	17.48	.04
447-3M-15	9293-0411	149	17.60	.04
459-3M-15	9293-2449	153	18.07	.04
468-3M-15	9293-2450	156	18.43	.04
471-3M-15	9293-2451	157	18.54	.04
474-3M-15	9293-0412	158	18.66	.04
480-3M-15	9293-2452	160	18.90	.04
486-3M-15	9293-0413	162	19.13	.05
489-3M-15	9293-2453	164	19.25	.05
492-3M-15	9293-2454	164	19.37	.05
501-3M-15	9293-0414	167	19.72	.05
510-3M-15	9293-2455	170	20.08	.05
513-3M-15	9293-0415	171	20.20	.05
519-3M-15	9293-2456	173	20.43	.05
525-3M-15	9293-2457	175	20.67	.05
528-3M-15	9293-2458	176	20.79	.05
531-3M-15	9293-0416	177	20.91	.05
537-3M-15	9293-2459	179	21.14	.05
558-3M-15	9293-2460	186	21.97	.05
564-3M-15	9293-0417	188	22.20	.05
570-3M-15	9293-2461	190	22.44	.05
576-3M-15	9293-2462	192	22.68	.05
585-3M-15	9293-2463	195	23.03	.05
591-3M-15	9293-2464	197	23.27	.05
597-3M-15	9293-0418	199	23.50	.05
600-3M-15	9293-2465	200	23.62	.05
606-3M-15	9293-2466	202	23.86	.06
609-3M-15	9293-2467	203	23.98	.06
612-3M-15	9293-2468	204	24.09	.06
627-3M-15	9293-2469	209	24.69	.06
633-3M-15	9293-0419	211	24.92	.06
639-3M-15	9293-2470	213	25.16	.06
645-3M-15	9293-2471	215	25.39	.06
648-3M-15	9293-2472	216	25.51	.06
654-3M-15	9293-2473	218	25.75	.06
657-3M-15	9293-2474	219	25.87	.06
663-3M-15	9293-2475	221	26.10	.06
669-3M-15	9293-0420	223	26.34	.06
684-3M-15	9293-2476	228	26.93	.07
687-3M-15	9293-2477	229	27.05	.07
696-3M-15	9293-2478	232	27.40	.07
711-3M-15	9293-0421	237	27.99	.07
735-3M-15	9293-2479	245	28.94	.07
738-3M-15	9293-2480	246	29.06	.07
753-3M-15	9293-0422	251	29.65	.07
795-3M-15	9293-0423	265	31.30	.07
822-3M-15	9293-2481	274	32.36	.08
837-3M-15	9293-2482	279	32.95	.08
843-3M-15	9293-0424	281	33.19	.08
873-3M-15	9293-2483	291	34.37	.08
882-3M-15	9293-0425	294	34.72	.08
891-3M-15	9293-2484	297	35.08	.09
900-3M-15	9293-2485	300	35.43	.09







# PowerGrip® HTD® Belts

POWERGRIP HTD BELTS

## Product No. Series 9293 (continued)

### 3mm Pitch — 15mm Wide (continued)

Part No.	Product No.	No. of Teeth	Pitch Length (In.)	Wt. Ea. (Lbs.)
915-3M-15	9293-2486	305	36.02	.09
945-3M-15	9293-0426	315	37.20	.09
951-3M-15	9293-2487	317	37.44	.09
981-3M-15	9293-2488	327	38.62	.09
1002-3M-15	9293-0427	334	39.45	.10
1026-3M-15	9293-2489	342	40.39	.10
1035-3M-15	9293-2490	345	40.75	.10
1062-3M-15	9293-0428	354	41.81	.10
1125-3M-15	9293-0429	375	44.29	.11

Part No.	Product No.	No. of Teeth	Pitch Length (In.)	Wt. Ea. (Lbs.)
1155-3M-15	9293-2491	385	40.47	.11
1191-3M-15	9293-0430	397	46.89	.11
1263-3M-15	9293-0431	421	49.72	.12
1500-3M-15	9293-2492	500	59.06	.15
1512-3M-15	9293-2493	504	59.53	.15
1587-3M-15	9293-2494	529	62.48	.15
1956-3M-15	9293-2495	652	77.01	.19
2004-3M-15	9293-2496	668	78.90	.20

### 5mm Pitch — 9mm Wide

Part No.	Product No.	No. of Teeth	Pitch Length (In.)	Wt. Ea. (Lbs.)
200-5M-09	9293-2600	40	7.87	.01
240-5M-09	9293-2601	48	9.45	.01
260-5M-09	9293-2602	52	10.24	.01
270-5M-09	9293-2603	54	10.63	.02
285-5M-09	9293-2604	57	11.22	.02
300-5M-09	9293-2605	60	11.81	.02
310-5M-09	9293-2606	62	12.20	.02
320-5M-09	9293-2607	64	12.60	.02
350-5M-09	9293-0500	70	13.78	.03
375-5M-09	9293-0501	75	14.76	.03
400-5M-09	9293-0502	80	15.75	.03
415-5M-09	9293-2608	83	16.34	.03
425-5M-09	9293-0503	85	16.73	.03
450-5M-09	9293-0504	90	17.72	.03
460-5M-09	9293-2609	92	18.11	.03
475-5M-09	9293-0505	95	18.70	.03
480-5M-09	9293-2610	96	18.90	.04
495-5M-09	9293-2611	99	19.49	.04
500-5M-09	9293-0506	100	19.69	.04
520-5M-09	9293-2612	104	20.47	.04
535-5M-09	9293-0507	107	21.06	.04
555-5M-09	9293-2613	111	21.85	.04
565-5M-09	9293-0508	113	22.24	.04
580-5M-09	9293-2614	116	22.83	.04
585-5M-09	9293-2615	117	23.03	.04
600-5M-09	9293-0509	120	23.62	.04
615-5M-09	9293-2616	123	24.21	.05
635-5M-09	9293-0510	127	25.00	.05
655-5M-09	9293-2617	131	25.79	.05
665-5M-09	9293-2618	133	26.18	.05
670-5M-09	9293-0511	134	26.38	.05
680-5M-09	9293-2619	136	26.77	.05
685-5M-09	9293-2620	137	26.97	.05
695-5M-09	9293-2621	139	27.36	.05
710-5M-09	9293-0512	142	27.95	.05
740-5M-09	9293-0513	148	29.13	.05
745-5M-09	9293-2622	149	29.33	.06
765-5M-09	9293-2623	153	30.12	.06
790-5M-09	9293-2624	158	31.10	.06

Part No.	Product No.	No. of Teeth	Pitch Length (In.)	Wt. Ea. (Lbs.)
800-5M-09	9293-0514	160	31.50	.06
830-5M-09	9293-2625	166	32.68	.06
835-5M-09	9293-2626	167	32.87	.07
850-5M-09	9293-0515	170	33.46	.07
870-5M-09	9293-2627	174	34.25	.07
890-5M-09	9293-0516	178	35.04	.07
925-5M-09	9293-2628	185	36.42	.07
950-5M-09	9293-0517	190	37.40	.07
975-5M-09	9293-2629	195	38.39	.07
985-5M-09	9293-2630	197	38.78	.07
1000-5M-09	9293-0518	200	39.37	.08
1050-5M-09	9293-0519	210	41.34	.08
1115-5M-09	9293-2631	223	43.90	.08
1125-5M-09	9293-0520	225	44.29	.09
1195-5M-09	9293-0521	239	47.05	.09
1250-5M-09	9293-2632	250	49.21	.09
1270-5M-09	9293-0522	254	50.00	.10
1295-5M-09	9293-2633	259	50.98	.10
1375-5M-09	9293-2634	275	54.13	.11
1420-5M-09	9293-0523	284	55.91	.11
1575-5M-09	9293-2635	315	62.01	.13
1595-5M-09	9293-0524	319	62.80	.13
1635-5M-09	9293-2636	327	64.37	.13
1690-5M-09	9293-0525	338	66.54	.13
1720-5M-09	9293-2637	344	67.72	.14
1790-5M-09	9293-0526	358	70.47	.15
1800-5M-09	9293-2638	360	70.87	.15
1895-5M-09	9293-0527	379	74.61	.15
1945-5M-09	9293-2639	389	76.57	.16
1980-5M-09	9293-2640	396	77.95	.17
2000-5M-09	9293-0528	400	78.74	.17
2110-5M-09	9293-2641	422	83.07	.17
2250-5M-09	9293-0529	450	88.58	.19
2525-5M-09	9293-0530	505	99.40	.21
2760-5M-09	9293-2642	552	108.66	.23
3120-5M-09	9293-2643	624	122.83	.26
3170-5M-09	9293-2644	634	124.80	.27
3430-5M-09	9293-2645	686	135.04	.29
3800-5M-09	9293-2646	760	149.61	.33

### 5mm Pitch — 15mm Wide

Part No.	Product No.	No. of Teeth	Pitch Length (In.)	Wt. Ea. (Lbs.)
200-5M-15	9293-2700	40	7.87	.02
240-5M-15	9293-2701	48	9.45	.03
260-5M-15	9293-2702	52	10.24	.03

Part No.	Product No.	No. of Teeth	Pitch Length (In.)	Wt. Ea. (Lbs.)
270-5M-15	9293-2703	54	10.63	.03
285-5M-15	9293-2704	57	11.22	.03
300-5M-15	9293-2705	60	11.81	.03





**PowerGrip® HTD® Belts**

POWERGRIP HTD BELTS

**Product No. Series 9293 (continued)**

**5mm Pitch — 15mm Wide (continued)**

Part No.	Product No.	No. of Teeth	Pitch Length (In.)	Wt. Ea. (Lbs.)
310-5M-15	9293-2706	62	12.20	.04
320-5M-15	9293-2707	64	12.60	.04
350-5M-15	9293-0531	70	13.78	.04
375-5M-15	9293-0532	75	14.76	.05
400-5M-15	9293-0533	80	15.75	.05
415-5M-15	9293-2708	83	16.34	.05
425-5M-15	9293-0534	85	16.73	.05
450-5M-15	9293-0535	90	17.72	.06
460-5M-15	9293-2709	92	18.11	.06
475-5M-15	9293-0536	95	18.70	.06
480-5M-15	9293-2710	96	18.90	.06
495-5M-15	9293-2711	99	19.49	.06
500-5M-15	9293-0537	100	19.69	.06
520-5M-15	9293-2712	104	20.47	.06
535-5M-15	9293-0538	107	21.06	.06
555-5M-15	9293-2713	111	21.85	.06
565-5M-15	9293-0539	113	22.24	.07
580-5M-15	9293-2714	116	22.83	.07
585-5M-15	9293-2715	117	23.03	.08
600-5M-15	9293-0540	120	23.62	.07
615-5M-15	9293-2716	123	24.21	.07
635-5M-15	9293-0541	127	25.00	.07
655-5M-15	9293-2717	131	25.79	.08
665-5M-15	9293-2718	133	26.18	.08
670-5M-15	9293-0542	134	26.38	.08
680-5M-15	9293-2719	136	26.77	.09
685-5M-15	9293-2720	137	26.97	.09
695-5M-15	9293-2721	139	27.36	.09
710-5M-15	9293-0543	142	27.95	.09
740-5M-15	9293-0544	148	29.13	.09
745-5M-15	9293-2722	149	29.33	.09
765-5M-15	9293-2723	153	30.12	.10
790-5M-15	9293-2724	158	31.10	.10
800-5M-15	9293-0545	160	31.50	.10
830-5M-15	9293-2725	166	32.68	.10
835-5M-15	9293-2726	167	32.87	.10

Part No.	Product No.	No. of Teeth	Pitch Length (In.)	Wt. Ea. (Lbs.)
850-5M-15	9293-0546	170	33.46	.10
870-5M-15	9293-2727	174	34.25	.11
890-5M-15	9293-0547	178	35.04	.11
925-5M-15	9293-2728	185	36.42	.12
950-5M-15	9293-0548	190	37.40	.12
975-5M-15	9293-2729	195	38.39	.12
985-5M-15	9293-2730	197	38.78	.12
1000-5M-15	9293-0549	200	39.37	.12
1050-5M-15	9293-0550	210	41.34	.12
1115-5M-15	9293-2731	223	43.90	.14
1125-5M-15	9293-0551	225	44.29	.14
1195-5M-15	9293-0552	239	47.05	.15
1250-5M-15	9293-2732	250	49.21	.16
1270-5M-15	9293-0553	254	50.00	.16
1295-5M-15	9293-2733	259	50.98	.16
1375-5M-15	9293-2734	275	54.13	.17
1420-5M-15	9293-0554	284	55.91	.18
1575-5M-15	9293-2735	315	62.01	.20
1595-5M-15	9293-0555	319	62.80	.20
1635-5M-15	9293-2736	327	64.37	.21
1690-5M-15	9293-0556	338	66.54	.21
1720-5M-15	9293-2737	344	67.72	.21
1790-5M-15	9293-0557	358	70.47	.22
1800-5M-15	9293-2738	360	70.87	.22
1895-5M-15	9293-0558	379	74.61	.24
1945-5M-15	9293-2739	389	76.57	.25
1980-5M-15	9293-2740	396	77.95	.25
2000-5M-15	9293-0559	400	78.74	.25
2110-5M-15	9293-2741	422	83.07	.26
2250-5M-15	9293-0560	450	88.58	.29
2525-5M-15	9293-0561	505	99.40	.33
2760-5M-15	9293-2742	552	108.66	.35
3120-5M-15	9293-2743	624	122.83	.40
3170-5M-15	9293-2744	634	124.80	.56
3430-5M-15	9293-2745	686	135.04	.45
3800-5M-15	9293-2746	760	149.61	.50

**5mm Pitch — 25mm Wide**

Part No.	Product No.	No. of Teeth	Pitch Length (In.)	Wt. Ea. (Lbs.)
200-5M-25	9293-2800	40	7.87	.04
240-5M-25	9293-2801	48	9.45	.05
260-5M-25	9293-2802	52	10.24	.05
270-5M-25	9293-2803	54	10.63	.06
285-5M-25	9293-2804	57	11.22	.06
300-5M-25	9293-2805	60	11.81	.06
310-5M-25	9293-2806	62	12.20	.06
320-5M-25	9293-2807	64	12.60	.07
350-5M-25	9293-0562	70	13.78	.07
375-5M-25	9293-0563	75	14.76	.07
400-5M-25	9293-0564	80	15.75	.08
415-5M-25	9293-2808	83	16.34	.08
425-5M-25	9293-0565	85	16.73	.09
450-5M-25	9293-0566	90	17.72	.09
460-5M-25	9293-2809	92	18.11	.09
475-5M-25	9293-0567	95	18.70	.09
480-5M-25	9293-2810	96	18.90	.10
495-5M-25	9293-2811	99	19.49	.10
500-5M-25	9293-0568	100	19.69	.11
520-5M-25	9293-2812	104	20.47	.11

Part No.	Product No.	No. of Teeth	Pitch Length (In.)	Wt. Ea. (Lbs.)
535-5M-25	9293-0569	107	21.06	.12
555-5M-25	9293-2813	111	21.85	.12
565-5M-25	9293-0570	113	22.24	.13
580-5M-25	9293-2814	116	22.83	.13
585-5M-25	9293-2815	117	23.03	.14
600-5M-25	9293-0571	120	23.62	.14
615-5M-25	9293-2816	123	24.21	.14
635-5M-25	9293-0572	127	25.00	.15
655-5M-25	9293-2817	131	25.79	.15
665-5M-25	9293-2818	133	26.18	.15
670-5M-25	9293-0573	134	26.38	.15
680-5M-25	9293-2819	136	26.77	.15
685-5M-25	9293-2820	137	26.97	.16
695-5M-25	9293-2821	139	27.36	.16
710-5M-25	9293-0574	142	27.95	.17
740-5M-25	9293-0575	148	29.13	.17
745-5M-25	9293-2822	149	29.33	.18
765-5M-25	9293-2823	153	30.12	.18
790-5M-25	9293-2824	158	31.10	.19
800-5M-25	9293-0576	160	31.50	.19





# PowerGrip® HTD® Belts

POWERGRIP HTD BELTS

## Product No. Series 9293 (continued)

### 5mm Pitch — 25mm Wide (continued)

Part No.	Product No.	No. of Teeth	Pitch Length (In.)	Wt. Ea. (Lbs.)
830-5M-25	9293-2825	166	32.68	.20
835-5M-25	9293-2826	167	32.87	.20
850-5M-25	9293-0577	170	33.46	.20
870-5M-25	9293-2827	174	34.25	.20
890-5M-25	9293-0578	178	35.04	.20
925-5M-25	9293-2828	185	36.42	.21
950-5M-25	9293-0579	190	37.40	.21
975-5M-25	9293-2829	195	38.39	.22
985-5M-25	9293-2830	197	38.78	.22
1000-5M-25	9293-0580	200	39.37	.23
1050-5M-25	9293-0581	210	41.34	.24
1115-5M-25	9293-2831	223	43.90	.24
1125-5M-25	9293-0582	225	44.29	.25
1195-5M-25	9293-0583	239	47.05	.26
1250-5M-25	9293-2832	250	49.21	.27
1270-5M-25	9293-0584	254	50.00	.28
1295-5M-25	9293-2833	259	50.98	.29
1375-5M-25	9293-2834	275	54.13	.30
1420-5M-25	9293-0585	284	55.91	.30

Part No.	Product No.	No. of Teeth	Pitch Length (In.)	Wt. Ea. (Lbs.)
1575-5M-25	9293-2835	315	62.01	.35
1595-5M-25	9293-0586	319	62.84	.35
1635-5M-25	9293-2836	327	64.37	.37
1690-5M-25	9293-0587	338	66.54	.38
1720-5M-25	9293-2837	344	67.72	.38
1790-5M-25	9293-0588	358	70.47	.40
1800-5M-25	9293-2838	360	70.87	.40
1895-5M-25	9293-0589	379	74.61	.43
1945-5M-25	9293-2839	389	76.57	.44
1980-5M-25	9293-2840	396	77.95	.45
2000-5M-25	9293-0590	400	78.74	.45
2110-5M-25	9293-2841	422	83.07	.48
2250-5M-25	9293-0591	450	88.58	.52
2525-5M-25	9293-0592	505	99.40	.58
2760-5M-25	9293-2842	552	108.66	.64
3120-5M-25	9293-2843	624	122.83	.72
3170-5M-25	9293-2844	634	124.80	.73
3430-5M-25	9293-2845	686	135.04	.80
3800-5M-25	9293-2846	760	149.61	.88

### 20mm Pitch — 115mm Wide

Part No.	Product No.	No. of Teeth	Pitch Length (In.)	Wt. Ea. (Lbs.)
2000-20M-115	9293-0700	100	78.74	7.00
2500-20M-115	9293-0702	125	98.43	9.40
3400-20M-115	9293-0703	170	133.86	12.30
3800-20M-115	9293-0704	190	149.61	13.70
4200-20M-115	9293-0705	210	165.35	15.00
4600-20M-115	9293-0706	230	181.10	16.30
5000-20M-115	9293-0707	250	196.85	19.50
5200-20M-115	9293-0708	260	204.72	19.00

Part No.	Product No.	No. of Teeth	Pitch Length (In.)	Wt. Ea. (Lbs.)
5400-20M-115	9293-0709	270	212.60	19.50
5600-20M-115	9293-0710	280	220.47	20.00
5800-20M-115	9293-0711	290	228.35	21.30
6000-20M-115	9293-0775	300	236.22	23.50
6200-20M-115	9293-0712	310	244.09	23.50
6400-20M-115	9293-0713	320	251.97	25.50
6600-20M-115	9293-0714	330	259.84	25.00

### 20mm Pitch — 170mm Wide

Part No.	Product No.	No. of Teeth	Pitch Length (In.)	Wt. Ea. (Lbs.)
2000-20M-170	9293-0715	100	78.74	12.50
2500-20M-170	9293-0717	125	98.43	14.65
3400-20M-170	9293-0718	170	133.86	19.00
3800-20M-170	9293-0719	190	149.61	21.00
4200-20M-170	9293-0720	210	165.35	23.50
4600-20M-170	9293-0721	230	181.10	24.55
5000-20M-170	9293-0722	250	196.85	26.50
5200-20M-170	9293-0723	260	204.72	27.50

Part No.	Product No.	No. of Teeth	Pitch Length (In.)	Wt. Ea. (Lbs.)
5400-20M-170	9293-0724	270	212.60	28.50
5600-20M-170	9293-0725	280	220.47	30.00
5800-20M-170	9293-0726	290	228.35	31.00
6000-20M-170	9293-0776	300	236.22	31.95
6200-20M-170	9293-0727	310	244.09	33.00
6400-20M-170	9293-0728	320	251.97	34.00
6600-20M-170	9293-0729	330	259.84	35.00

### 20mm Pitch — 230mm Wide

Part No.	Product No.	No. of Teeth	Pitch Length (In.)	Wt. Ea. (Lbs.)
2000-20M-230	9293-0730	100	78.74	17.44
2500-20M-230	9293-0732	125	98.43	21.83
3400-20M-230	9293-0733	170	133.86	25.50
3800-20M-230	9293-0734	190	149.61	29.00
4200-20M-230	9293-0735	210	165.35	30.25
4600-20M-230	9293-0736	230	181.10	34.00
5000-20M-230	9293-0737	250	196.85	35.00
5200-20M-230	9293-0738	260	204.72	36.40
5400-20M-230	9293-0739	270	212.60	38.00
5600-20M-230	9293-0740	280	220.47	40.00

Part No.	Product No.	No. of Teeth	Pitch Length (In.)	Wt. Ea. (Lbs.)
5800-20M-230	9293-0741	290	228.35	42.00
6000-20M-230	9293-0777	300	236.22	44.00
6200-20M-230	9293-0742	310	244.09	44.00
6400-20M-230	9293-0743	320	251.97	46.00
6600-20M-230	9293-0744	330	259.84	47.00





## PowerGrip® HTD® Belts

POWERGRIP HTD BELTS

### Product No. Series 9293 (continued)

#### 20mm Pitch — 290mm Wide

Part No.	Product No.	No. of Teeth	Pitch Length (In.)	Wt. Ea. (Lbs.)
2000-20M-290	9293-0745	100	78.74	21.99
2500-20M-290	9293-0747	125	98.43	27.52
3400-20M-290	9293-0748	170	133.86	37.48
3800-20M-290	9293-0749	190	149.61	41.91
4200-20M-290	9293-0750	210	165.35	46.34
4600-20M-290	9293-0751	230	181.10	50.76
5000-20M-290	9293-0752	250	196.85	55.19
5200-20M-290	9293-0753	260	204.72	57.40

Part No.	Product No.	No. of Teeth	Pitch Length (In.)	Wt. Ea. (Lbs.)
5400-20M-290	9293-0754	270	212.60	59.62
5600-20M-290	9293-0755	280	220.47	61.83
5800-20M-290	9293-0756	290	228.35	64.05
6000-20M-290	9293-0778	300	236.22	66.26
6200-20M-290	9293-0757	310	244.09	68.47
6400-20M-290	9293-0758	320	251.97	70.69
6600-20M-290	9293-0759	330	259.84	72.90

#### 20mm Pitch — 340mm Wide

Part No.	Product No.	No. of Teeth	Pitch Length (In.)	Wt. Ea. (Lbs.)
2000-20M-340	9293-0760	100	78.74	25.78
2500-20M-340	9293-0762	125	98.43	32.27
3400-20M-340	9293-0763	170	133.86	43.94
3800-20M-340	9293-0764	190	149.61	49.13
4200-20M-340	9293-0765	210	165.35	54.33
4600-20M-340	9293-0766	230	181.10	59.52
5000-20M-340	9293-0767	250	196.85	64.71
5200-20M-340	9293-0768	260	204.72	67.30

Part No.	Product No.	No. of Teeth	Pitch Length (In.)	Wt. Ea. (Lbs.)
5400-20M-340	9293-0769	270	212.60	69.90
5600-20M-340	9293-0770	280	220.47	72.49
5800-20M-340	9293-0771	290	228.35	75.09
6000-20M-340	9293-0779	300	236.22	77.68
6200-20M-340	9293-0772	310	244.09	80.28
6400-20M-340	9293-0773	320	251.97	82.87
6600-20M-340	9293-0774	330	259.84	85.47





## PowerGrip® Timing Belts

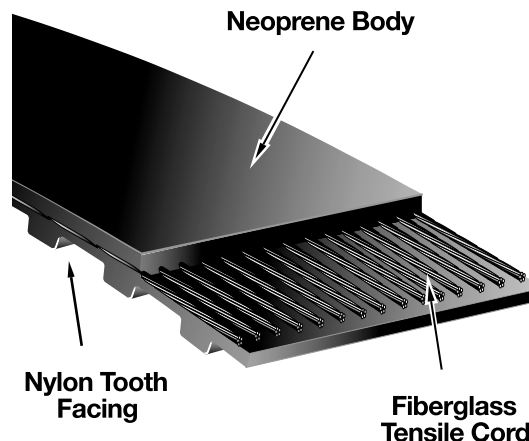
The trapezoidal tooth profile makes this belt well suited for use in positioning applications.

### Markets/Applications

PowerGrip Timing belts are suitable for office machines, machine tools, postage equipment, sewing machines, vending machines, agriculture, outdoor power equipment, food processing, HVAC, oil fields, wood, paper, sand and gravel applications.

### Features/Advantages

- **Fiberglass tensile cord** provides high strength, excellent flex life, and high resistance to elongation.
- **Neoprene body** provides protection against grime, grease, oil, and moisture.
- **Nylon tooth facing** provides a durable wear surface for long service life.
- Eliminates lubrication and re-tensioning to reduce maintenance and labor required on drives.



### Recommended Pulleys

PowerGrip Timing Pulleys

### Notes

Gates PowerGrip Timing belts are measured by:

**Length** — The length of a PowerGrip Timing Belts is shown in the first part of the belt designation. The first number is the pitch length in tenths of an inch. A 300L075 has a 30.0" pitch length.

**Pitch** — The pitch is the distance from center to center of the teeth (in inches). It is shown in the second part of the belt designation by a letter or letters. Part number 300L075 has a .375" pitch. The letters correspond to pitches as follows:

MXL = Mini Extra Light = 0.080" pitch;

XL = Extra Light = 0.200" pitch;

L = Light = 0.375" pitch;

H = Heavy = 0.500" pitch;

XH = Extra Heavy = 0.875" pitch;

XXH = Double Extra Heavy = 1.250" pitch.

**Width** — The width is shown in the last part of the belt designation. Part number 300L075 is .75" wide.

## Product No. Series 9257

### 2/25" Pitch (.080"/MXL) — 1/8" Wide

Part No.	Product No.	No. of Teeth	Pitch Length (In.)	Wt. Ea. (Lbs.)
32MXL012	9257-0129	40	3.20	.01
34MXL012	9257-0130	42	3.36	.01
36MXL012	9257-0119	45	3.60	.01
38MXL012	9257-0131	47	3.76	.01
40MXL012	9257-0120	50	4.00	.01
43MXL012	9257-0132	54	4.32	.01
44MXL012	9257-0121	55	4.40	.01
45MXL012	9257-0133	56	4.48	.01
47MXL012	9257-0134	59	4.72	.01
48MXL012	9257-0122	60	4.80	.01
51MXL012	9257-0135	64	5.12	.01
52MXL012	9257-0136	65	5.20	.01
53MXL012	9257-0137	67	5.36	.01
54MXL012	9257-0138	68	5.44	.01
56MXL012	9257-0104	70	5.60	.01
57MXL012	9257-0139	71	5.68	.01
58MXL012	9257-0140	72	5.76	.01
59MXL012	9257-0141	74	5.92	.01
61MXL012	9257-0142	76	6.08	.01
62MXL012	9257-0143	77	6.16	.01
63MXL012	9257-0144	79	6.32	.01
64MXL012	9257-0105	80	6.40	.01
66MXL012	9257-0145	83	6.64	.01

Part No.	Product No.	No. of Teeth	Pitch Length (In.)	Wt. Ea. (Lbs.)
68MXL012	9257-0123	85	6.80	.01
69MXL012	9257-0146	87	6.96	.01
70MXL012	9257-0147	88	7.04	.01
72MXL012	9257-0106	90	7.20	.01
74MXL012	9257-0148	92	7.36	.01
75MXL012	9257-0149	94	7.52	.01
76MXL012	9257-0124	95	7.60	.01
80MXL012	9257-0107	100	8.00	.01
81MXL012	9257-0150	102	8.16	.01
82MXL012	9257-0151	103	8.24	.01
84MXL012	9257-0152	105	8.40	.01
85MXL012	9257-0153	107	8.56	.01
86MXL012	9257-0154	108	8.64	.01
87MXL012	9257-0155	109	8.72	.01
88MXL012	9257-0108	110	8.80	.01
90MXL012	9257-0156	112	8.96	.01
91MXL012	9257-0157	114	9.12	.01
96MXL012	9257-0100	120	9.60	.01
98MXL012	9257-0158	123	9.84	.01
100MXL012	9257-0159	125	10.00	.01
101MXL012	9257-0160	126	10.08	.01
104MXL012	9257-0109	130	10.40	.01
106MXL012	9257-0161	132	10.56	.01





## PowerGrip® Timing Belts

### Product No. Series 9257 (continued)

#### 2/25" Pitch (.080"/MXL) — 1/8" Wide (continued)

Part No.	Product No.	No. of Teeth	Pitch Length (In.)	Wt. Ea. (Lbs.)
112MXL012	9257-0110	140	11.20	.01
115MXL012	9257-0162	144	11.52	.01
120MXL012	9257-0111	150	12.00	.01
122MXL012	9257-0163	153	12.24	.01
124MXL012	9257-0164	155	12.40	.01
132MXL012	9257-0125	165	13.20	.01
133MXL012	9257-0165	166	13.28	.01
136MXL012	9257-0166	170	13.60	.01
140MXL012	9257-0112	175	14.00	.01
147MXL012	9257-0167	184	14.72	.01
152MXL012	9257-0126	190	15.20	.01
156MXL012	9257-0168	195	15.60	.01
160MXL012	9257-0113	200	16.00	.01
166MXL012	9257-0169	208	16.64	.01
168MXL012	9257-0127	210	16.80	.01
170MXL012	9257-0170	212	16.96	.01
177MXL012	9257-0171	221	17.68	.01
178MXL012	9257-0172	222	17.76	.01
180MXL012	9257-0114	225	18.00	.01
184MXL012	9257-0173	230	18.40	.01
196MXL012	9257-0174	245	19.60	.01

Part No.	Product No.	No. of Teeth	Pitch Length (In.)	Wt. Ea. (Lbs.)
198MXL012	9257-0175	248	19.84	.01
200MXL012	9257-0115	250	20.00	.01
208MXL012	9257-0116	260	20.80	.01
212MXL012	9257-0176	265	21.20	.01
224MXL012	9257-0177	280	22.40	.01
236MXL012	9257-0128	295	23.60	.01
240MXL012	9257-0117	300	24.00	.01
252MXL012	9257-0178	315	25.20	.01
278MXL012	9257-0179	347	27.76	.01
297MXL012	9257-0180	371	29.68	.01
298MXL012	9257-0181	372	29.76	.01
320MXL012	9257-0118	400	32.00	.02
330MXL012	9257-0182	412	32.96	.02
339MXL012	9257-0183	424	33.92	.02
347MXL012	9257-0184	434	34.72	.01
348MXL012	9257-0185	435	34.80	.01
390MXL012	9257-0186	487	38.96	.01
398MXL012	9257-0187	498	39.84	.01
480MXL012	9257-0188	600	48.00	.02
490MXL012	9257-0189	612	48.96	.01
518MXL012	9257-0190	648	51.84	.01

POWERGRIP TIMING BELTS

#### 2/25" Pitch (.080"/MXL) — 3/16" Wide

Part No.	Product No.	No. of Teeth	Pitch Length (In.)	Wt. Ea. (Lbs.)
32MXL019	9257-0229	40	3.20	.01
34MXL019	9257-0230	42	3.36	.01
36MXL019	9257-0219	45	3.60	.01
38MXL019	9257-0231	47	3.76	.01
40MXL019	9257-0220	50	4.00	.01
43MXL019	9257-0232	54	4.32	.01
44MXL019	9257-0221	55	4.40	.01
45MXL019	9257-0233	56	4.48	.01
47MXL019	9257-0234	59	4.72	.01
48MXL019	9257-0222	60	4.80	.01
51MXL019	9257-0235	64	5.12	.01
52MXL019	9257-0236	65	5.20	.01
53MXL019	9257-0237	67	5.36	.01
54MXL019	9257-0238	68	5.44	.01
56MXL019	9257-0204	70	5.60	.01
57MXL019	9257-0239	71	5.68	.01
58MXL019	9257-0240	72	5.76	.01
59MXL019	9257-0241	74	5.92	.01
61MXL019	9257-0242	76	6.08	.01
62MXL019	9257-0243	77	6.16	.01
63MXL019	9257-0244	79	6.32	.01
64MXL019	9257-0205	80	6.40	.01
66MXL019	9257-0245	83	6.64	.01
68MXL019	9257-0223	85	6.80	.01
69MXL019	9257-0246	87	6.96	.01
70MXL019	9257-0247	88	7.04	.01
72MXL019	9257-0206	90	7.20	.01
74MXL019	9257-0248	92	7.36	.01
75MXL019	9257-0249	94	7.52	.01
76MXL019	9257-0224	95	7.60	.01
80MXL019	9257-0207	100	8.00	.01
81MXL019	9257-0250	102	8.16	.01
82MXL019	9257-0251	103	8.24	.01
84MXL019	9257-0252	105	8.40	.01
85MXL019	9257-0253	107	8.56	.01

Part No.	Product No.	No. of Teeth	Pitch Length (In.)	Wt. Ea. (Lbs.)
86MXL019	9257-0254	108	8.64	.01
87MXL019	9257-0255	109	8.72	.01
88MXL019	9257-0208	110	8.80	.01
90MXL019	9257-0256	112	8.96	.01
91MXL019	9257-0257	114	9.12	.01
96MXL019	9257-0200	120	9.60	.01
98MXL019	9257-0258	123	9.84	.01
100MXL019	9257-0259	125	10.00	.01
101MXL019	9257-0260	126	10.08	.01
104MXL019	9257-0209	130	10.40	.01
106MXL019	9257-0261	132	10.56	.01
112MXL019	9257-0210	140	11.20	.01
115MXL019	9257-0262	144	11.52	.01
120MXL019	9257-0211	150	12.00	.01
122MXL019	9257-0263	153	12.24	.01
124MXL019	9257-0264	155	12.40	.01
132MXL019	9257-0225	165	13.20	.01
133MXL019	9257-0265	166	13.28	.01
136MXL019	9257-0266	170	13.60	.01
140MXL019	9257-0212	175	14.00	.01
147MXL019	9257-0267	184	14.72	.01
152MXL019	9257-0226	190	15.20	.01
156MXL019	9257-0268	195	15.60	.01
160MXL019	9257-0213	200	16.00	.01
166MXL019	9257-0269	208	16.64	.01
168MXL019	9257-0227	210	16.80	.01
170MXL019	9257-0270	212	16.96	.01
177MXL019	9257-0271	221	17.68	.01
178MXL019	9257-0272	222	17.76	.01
180MXL019	9257-0214	225	18.00	.01
184MXL019	9257-0273	230	18.40	.01
196MXL019	9257-0274	245	19.60	.01
198MXL019	9257-0275	248	19.84	.01
200MXL019	9257-0215	250	20.00	.01
208MXL019	9257-0216	260	20.80	.01





# PowerGrip® Timing Belts

## Product No. Series 9257 (continued)

### 2/25" Pitch (.080"/MXL) — 3/16" Wide (continued)

Part No.	Product No.	No. of Teeth	Pitch Length (In.)	Wt. Ea. (Lbs.)
212MXL019	9257-0276	265	21.20	.01
224MXL019	9257-0277	280	22.40	.01
236MXL019	9257-0228	295	23.60	.01
240MXL019	9257-0217	300	24.00	.01
252MXL019	9257-0278	315	25.20	.01
278MXL019	9257-0279	347	27.76	.01
297MXL019	9257-0280	371	29.68	.01
298MXL019	9257-0281	372	29.76	.01
320MXL019	9257-0218	400	32.00	.02

Part No.	Product No.	No. of Teeth	Pitch Length (In.)	Wt. Ea. (Lbs.)
330MXL019	9257-0282	412	32.96	.02
339MXL019	9257-0283	424	33.92	.02
347MXL019	9257-0284	434	34.72	.02
348MXL019	9257-0285	435	34.80	.02
390MXL019	9257-0286	487	38.96	.02
398MXL019	9257-0287	498	39.84	.02
480MXL019	9257-0288	600	48.00	.02
490MXL019	9257-0289	612	48.96	.02
518MXL019	9257-0290	648	51.84	.02

### 2/25" Pitch (.080"/MXL) — 1/4" Wide

Part No.	Product No.	No. of Teeth	Pitch Length (In.)	Wt. Ea. (Lbs.)
32MXL025	9257-0329	40	3.20	.01
34MXL025	9257-0330	42	3.36	.01
36MXL025	9257-0319	45	3.60	.01
38MXL025	9257-0331	47	3.76	.01
40MXL025	9257-0320	50	4.00	.01
43MXL025	9257-0332	54	4.32	.01
44MXL025	9257-0321	55	4.40	.01
45MXL025	9257-0333	56	4.48	.01
47MXL025	9257-0334	59	4.72	.01
48MXL025	9257-0322	60	4.80	.01
51MXL025	9257-0335	64	5.12	.01
52MXL025	9257-0336	65	5.20	.01
53MXL025	9257-0337	67	5.36	.01
54MXL025	9257-0338	68	5.44	.01
56MXL025	9257-0304	70	5.60	.01
57MXL025	9257-0339	71	5.68	.01
58MXL025	9257-0340	72	5.76	.01
59MXL025	9257-0341	74	5.92	.01
61MXL025	9257-0342	76	6.08	.01
62MXL025	9257-0343	77	6.16	.01
63MXL025	9257-0344	79	6.32	.01
64MXL025	9257-0305	80	6.40	.01
66MXL025	9257-0345	83	6.64	.01
68MXL025	9257-0323	85	6.80	.01
69MXL025	9257-0346	87	6.96	.01
70MXL025	9257-0347	88	7.04	.01
72MXL025	9257-0306	90	7.20	.01
74MXL025	9257-0348	92	7.36	.01
75MXL025	9257-0349	94	7.52	.01
76MXL025	9257-0324	95	7.60	.01
80MXL025	9257-0307	100	8.00	.01
81MXL025	9257-0350	102	8.16	.01
82MXL025	9257-0351	103	8.24	.01
84MXL025	9257-0352	105	8.40	.01
85MXL025	9257-0353	107	8.56	.01
86MXL025	9257-0354	108	8.64	.01
87MXL025	9257-0355	109	8.72	.01
88MXL025	9257-0308	110	8.80	.01
90MXL025	9257-0356	112	8.96	.01
91MXL025	9257-0357	114	9.12	.01
96MXL025	9257-0300	120	9.60	.01
98MXL025	9257-0358	123	9.84	.01
100MXL025	9257-0359	125	10.00	.01
101MXL025	9257-0360	126	10.08	.01

Part No.	Product No.	No. of Teeth	Pitch Length (In.)	Wt. Ea. (Lbs.)
104MXL025	9257-0309	130	10.40	.01
106MXL025	9257-0361	132	10.56	.01
112MXL025	9257-0310	140	11.20	.01
115MXL025	9257-0362	144	11.52	.01
120MXL025	9257-0311	150	12.00	.01
122MXL025	9257-0363	153	12.24	.01
124MXL025	9257-0364	155	12.40	.01
132MXL025	9257-0325	165	13.20	.01
133MXL025	9257-0365	166	13.28	.01
136MXL025	9257-0366	170	13.60	.01
140MXL025	9257-0312	175	14.00	.01
147MXL025	9257-0367	184	14.72	.01
152MXL025	9257-0326	190	15.20	.01
156MXL025	9257-0368	195	15.60	.01
160MXL025	9257-0313	200	16.00	.01
166MXL025	9257-0369	208	16.64	.01
168MXL025	9257-0327	210	16.80	.01
170MXL025	9257-0370	212	16.96	.01
177MXL025	9257-0371	221	17.68	.01
178MXL025	9257-0372	222	17.76	.01
180MXL025	9257-0314	225	18.00	.01
184MXL025	9257-0373	230	18.40	.01
196MXL025	9257-0374	245	19.60	.01
198MXL025	9257-0375	248	19.84	.01
200MXL025	9257-0315	250	20.00	.01
208MXL025	9257-0316	260	20.80	.01
212MXL025	9257-0376	265	21.20	.01
224MXL025	9257-0377	280	22.40	.01
236MXL025	9257-0328	295	23.60	.01
240MXL025	9257-0317	300	24.00	.01
252MXL025	9257-0378	315	25.20	.01
278MXL025	9257-0379	347	27.76	.01
297MXL025	9257-0380	371	29.68	.01
298MXL025	9257-0381	372	29.76	.01
320MXL025	9257-0318	400	32.00	.02
330MXL025	9257-0382	412	32.96	.02
339MXL025	9257-0383	424	33.92	.02
347MXL025	9257-0384	434	34.72	.02
348MXL025	9257-0385	435	34.80	.02
390MXL025	9257-0386	487	38.96	.02
398MXL025	9257-0387	498	39.84	.02
480MXL025	9257-0388	600	48.00	.02
490MXL025	9257-0389	612	48.96	.02
518MXL025	9257-0390	648	51.84	.02

POWERGRIP TIMING BELTS





# PowerGrip® Timing Belts

## Product No. Series 9257 (continued)

### 1/5" Pitch (.200"/XL) — 1/4" Wide

Part No.	Product No.	No. of Teeth	Pitch Length (In.)	Wt. Ea. (Lbs.)
42XL025	9257-1141	21	4.20	.01
50XL025	9257-1121	25	5.00	.01
54XL025	9257-1142	27	5.40	.01
56XL025	9257-1143	28	5.60	.01
58XL025	9257-1144	29	5.80	.01
60XL025	9257-1100	30	6.00	.01
62XL025	9257-1145	31	6.20	.01
64XL025	9257-1146	32	6.40	.01
66XL025	9257-1147	33	6.60	.01
68XL025	9257-1148	34	6.80	.01
70XL025	9257-1101	35	7.00	.01
72XL025	9257-1149	36	7.20	.01
74XL025	9257-1150	37	7.40	.01
76XL025	9257-1151	38	7.60	.01
78XL025	9257-1152	39	7.80	.01
80XL025	9257-1102	40	8.00	.01
82XL025	9257-1153	41	8.20	.01
84XL025	9257-1154	42	8.40	.01
86XL025	9257-1155	43	8.60	.01
88XL025	9257-1156	44	8.80	.01
90XL025	9257-1103	45	9.00	.01
92XL025	9257-1157	46	9.20	.01
94XL025	9257-1158	47	9.40	.01
96XL025	9257-1159	48	9.60	.01
98XL025	9257-1160	49	9.80	.01
100XL025	9257-1104	50	10.00	.01
102XL025	9257-1161	51	10.20	.01
106XL025	9257-1162	53	10.60	.01
108XL025	9257-1163	54	10.80	.01
110XL025	9257-1105	55	11.00	.01
112XL025	9257-1164	56	11.20	.01
114XL025	9257-1165	57	11.40	.01
116XL025	9257-1166	58	11.60	.01
120XL025	9257-1106	60	12.00	.01
122XL025	9257-1167	61	12.20	.01
124XL025	9257-1168	62	12.40	.01
126XL025	9257-1169	63	12.60	.01
128XL025	9257-1170	64	12.80	.01
130XL025	9257-1107	65	13.00	.01
132XL025	9257-1171	66	13.20	.01
134XL025	9257-1172	67	13.40	.01
136XL025	9257-1173	68	13.60	.01
138XL025	9257-1174	69	13.80	.01
140XL025	9257-1108	70	14.00	.01
142XL025	9257-1175	71	14.20	.01
144XL025	9257-1176	72	14.40	.01
146XL025	9257-1177	73	14.60	.01
148XL025	9257-1178	74	14.80	.01
150XL025	9257-1109	75	15.00	.01
152XL025	9257-1179	76	15.20	.01
154XL025	9257-1180	77	15.40	.01
156XL025	9257-1181	78	15.60	.01
158XL025	9257-1182	79	15.80	.01
160XL025	9257-1110	80	16.00	.01
162XL025	9257-1183	81	16.20	.01
164XL025	9257-1184	82	16.40	.01
166XL025	9257-1185	83	16.60	.01
168XL025	9257-1186	84	16.80	.01
170XL025	9257-1111	85	17.00	.02
172XL025	9257-1187	86	17.20	.02
174XL025	9257-1188	87	17.40	.02
176XL025	9257-1189	88	17.60	.02

Part No.	Product No.	No. of Teeth	Pitch Length (In.)	Wt. Ea. (Lbs.)
178XL025	9257-1190	89	17.80	.02
180XL025	9257-1112	90	18.00	.02
182XL025	9257-1191	91	18.20	.02
184XL025	9257-1192	92	18.40	.02
186XL025	9257-1193	93	18.60	.02
188XL025	9257-1194	94	18.80	.02
190XL025	9257-1113	95	19.00	.02
192XL025	9257-1195	96	19.20	.02
194XL025	9257-1196	97	19.40	.02
200XL025	9257-1114	100	20.00	.02
202XL025	9257-1197	101	20.20	.02
204XL025	9257-1198	102	20.40	.02
206XL025	9257-1199	103	20.60	.02
210XL025	9257-1115	105	21.00	.02
212XL025	9257-8100	106	21.20	.02
214XL025	9257-8101	107	21.40	.02
218XL025	9257-8102	109	21.80	.02
220XL025	9257-1116	110	22.00	.02
222XL025	9257-8103	111	22.20	.02
226XL025	9257-8104	113	22.60	.01
228XL025	9257-8105	114	22.80	.01
230XL025	9257-1117	115	23.00	.02
232XL025	9257-8106	116	23.20	.01
234XL025	9257-8107	117	23.40	.02
236XL025	9257-8108	118	23.60	.02
240XL025	9257-1118	120	24.00	.02
244XL025	9257-8109	122	24.40	.01
246XL025	9257-8110	123	24.60	.02
250XL025	9257-1119	125	25.00	.02
254XL025	9257-8111	127	25.40	.01
258XL025	9257-8112	129	25.80	.02
260XL025	9257-1120	130	26.00	.02
262XL025	9257-8113	131	26.20	.02
264XL025	9257-8114	132	26.40	.01
266XL025	9257-8115	133	26.60	.02
268XL025	9257-8116	134	26.80	.02
274XL025	9257-8117	137	27.40	.02
280XL025	9257-1122	140	28.00	.02
286XL025	9257-8118	143	28.60	.03
290XL025	9257-1123	145	29.00	.02
296XL025	9257-8119	148	29.60	.01
300XL025	9257-1124	150	30.00	.02
306XL025	9257-8120	153	30.60	.03
310XL025	9257-1125	155	31.00	.02
316XL025	9257-8121	158	31.60	.03
320XL025	9257-8122	160	32.00	.02
322XL025	9257-8123	161	32.20	.03
330XL025	9257-1126	165	33.00	.02
338XL025	9257-8124	169	33.80	.03
340XL025	9257-1127	170	34.00	.02
344XL025	9257-8125	172	34.40	.03
348XL025	9257-8126	174	34.80	.04
350XL025	9257-1128	175	35.00	.02
362XL025	9257-8127	181	36.20	.01
370XL025	9257-1129	185	37.00	.03
380XL025	9257-1130	190	38.00	.03
384XL025	9257-8128	192	38.40	.04
390XL025	9257-1131	195	39.00	.03
400XL025	9257-1132	200	40.00	.03
412XL025	9257-8129	206	41.20	.01
420XL025	9257-1133	210	42.00	.03
424XL025	9257-8130	212	42.40	.05

POWERGRIP TIMING BELTS







## PowerGrip® Timing Belts

### Product No. Series 9257 (continued)

#### 1/5" Pitch (.200"/XL) — 1/4" Wide (continued)

Part No.	Product No.	No. of Teeth	Pitch Length (In.)	Wt. Ea. (Lbs.)
432XL025	9257-8131	216	43.20	.05
438XL025	9257-8132	219	43.80	.04
444XL025	9257-8133	222	44.40	.05
450XL025	9257-1134	225	45.00	.03
454XL025	9257-8134	227	45.40	.05
460XL025	9257-1135	230	46.00	.03
468XL025	9257-8135	234	46.80	.05
480XL025	9257-1136	240	48.00	.03
492XL025	9257-8136	246	49.20	.04
498XL025	9257-8137	249	49.80	.05
500XL025	9257-1137	250	50.00	.03

Part No.	Product No.	No. of Teeth	Pitch Length (In.)	Wt. Ea. (Lbs.)
506XL025	9257-8138	253	50.60	.04
524XL025	9257-8139	262	52.40	.04
570XL025	9257-1138	285	57.00	.04
580XL025	9257-8140	290	58.00	.05
592XL025	9257-8141	296	59.20	.05
612XL025	9257-8142	306	61.20	.05
630XL025	9257-1139	315	63.00	.05
672XL025	9257-8143	336	67.20	.04
690XL025	9257-8144	345	69.00	.04
770XL025	9257-1140	385	77.00	.06
850XL025	9257-8145	425	85.00	.06

#### 1/5" Pitch (.200"/XL) — 3/8" Wide

Part No.	Product No.	No. of Teeth	Pitch Length (In.)	Wt. Ea. (Lbs.)
42XL037	9257-1341	21	4.20	.01
50XL037	9257-1321	25	5.00	.01
54XL037	9257-1342	27	5.40	.01
56XL037	9257-1343	28	5.60	.01
58XL037	9257-1344	29	5.80	.01
60XL037	9257-1300	30	6.00	.01
62XL037	9257-1345	31	6.20	.01
64XL037	9257-1346	32	6.40	.01
66XL037	9257-1347	33	6.60	.01
68XL037	9257-1348	34	6.80	.01
70XL037	9257-1301	35	7.00	.01
72XL037	9257-1349	36	7.20	.01
74XL037	9257-1350	37	7.40	.01
76XL037	9257-1351	38	7.60	.01
78XL037	9257-1352	39	7.80	.01
80XL037	9257-1302	40	8.00	.01
82XL037	9257-1353	41	8.20	.01
84XL037	9257-1354	42	8.40	.01
86XL037	9257-1355	43	8.60	.01
88XL037	9257-1356	44	8.80	.01
90XL037	9257-1303	45	9.00	.01
92XL037	9257-1357	46	9.20	.01
94XL037	9257-1358	47	9.40	.01
96XL037	9257-1359	48	9.60	.01
98XL037	9257-1360	49	9.80	.01
100XL037	9257-1304	50	10.00	.01
102XL037	9257-1361	51	10.20	.01
106XL037	9257-1362	53	10.60	.01
108XL037	9257-1363	54	10.80	.01
110XL037	9257-1305	55	11.00	.01
112XL037	9257-1364	56	11.20	.01
114XL037	9257-1365	57	11.40	.01
116XL037	9257-1366	58	11.60	.01
120XL037	9257-1306	60	12.00	.01
122XL037	9257-1367	61	12.20	.01
124XL037	9257-1368	62	12.40	.01
126XL037	9257-1369	63	12.60	.01
128XL037	9257-1370	64	12.80	.01
130XL037	9257-1307	65	13.00	.01
132XL037	9257-1371	66	13.20	.01
134XL037	9257-1372	67	13.40	.01
136XL037	9257-1373	68	13.60	.01
138XL037	9257-1374	69	13.80	.01
140XL037	9257-1308	70	14.00	.01
142XL037	9257-1375	71	14.20	.01

Part No.	Product No.	No. of Teeth	Pitch Length (In.)	Wt. Ea. (Lbs.)
144XL037	9257-1376	72	14.40	.02
146XL037	9257-1377	73	14.60	.02
148XL037	9257-1378	74	14.80	.02
150XL037	9257-1309	75	15.00	.02
152XL037	9257-1379	76	15.20	.02
154XL037	9257-1380	77	15.40	.02
156XL037	9257-1381	78	15.60	.02
158XL037	9257-1382	79	15.80	.02
160XL037	9257-1310	80	16.00	.02
162XL037	9257-1383	81	16.20	.02
164XL037	9257-1384	82	16.40	.02
166XL037	9257-1385	83	16.60	.02
168XL037	9257-1386	84	16.80	.02
170XL037	9257-1311	85	17.00	.02
172XL037	9257-1387	86	17.20	.02
174XL037	9257-1388	87	17.40	.02
176XL037	9257-1389	88	17.60	.02
178XL037	9257-1390	89	17.80	.02
180XL037	9257-1312	90	18.00	.02
182XL037	9257-1391	91	18.20	.02
184XL037	9257-1392	92	18.40	.02
186XL037	9257-1393	93	18.60	.02
188XL037	9257-1394	94	18.80	.02
190XL037	9257-1313	95	19.00	.02
192XL037	9257-1395	96	19.20	.02
194XL037	9257-1396	97	19.40	.02
200XL037	9257-1314	100	20.00	.02
202XL037	9257-1397	101	20.20	.02
204XL037	9257-1398	102	20.40	.02
206XL037	9257-1399	103	20.60	.02
210XL037	9257-1315	105	21.00	.02
212XL037	9257-8300	106	21.20	.02
214XL037	9257-8301	107	21.40	.02
218XL037	9257-8302	109	21.80	.03
220XL037	9257-1316	110	22.00	.02
222XL037	9257-8303	111	22.20	.02
226XL037	9257-8304	113	22.60	.03
228XL037	9257-8305	114	22.80	.02
230XL037	9257-1317	115	23.00	.02
232XL037	9257-8306	116	23.20	.03
234XL037	9257-8307	117	23.40	.03
236XL037	9257-8308	118	23.60	.03
240XL037	9257-1318	120	24.00	.02
244XL037	9257-8309	122	24.40	.03
246XL037	9257-8310	123	24.60	.03

POWERGRIP TIMING BELTS





# PowerGrip® Timing Belts

## Product No. Series 9257 (continued)

### 1/5" Pitch (.200"/XL) — 3/8" Wide (continued)

Part No.	Product No.	No. of Teeth	Pitch Length (In.)	Wt. Ea. (Lbs.)
250XL037	9257-1319	125	25.00	.03
254XL037	9257-8311	127	25.40	.03
258XL037	9257-8312	129	25.80	.03
260XL037	9257-1320	130	26.00	.03
262XL037	9257-8313	131	26.20	.20
264XL037	9257-8314	132	26.40	.20
266XL037	9257-8315	133	26.60	.20
268XL037	9257-8316	134	26.80	.03
274XL037	9257-8317	137	27.40	.03
280XL037	9257-1322	140	28.00	.03
286XL037	9257-8318	143	28.60	.03
290XL037	9257-1323	145	29.00	.03
296XL037	9257-8319	148	29.60	.03
300XL037	9257-1324	150	30.00	.03
306XL037	9257-8320	153	30.60	.03
310XL037	9257-1325	155	31.00	.03
316XL037	9257-8321	158	31.60	.03
320XL037	9257-8322	160	32.00	.04
322XL037	9257-8323	161	32.20	.04
330XL037	9257-1326	165	33.00	.03
338XL037	9257-8324	169	33.80	.04
340XL037	9257-1327	170	34.00	.03
344XL037	9257-8325	172	34.40	.05
348XL037	9257-8326	174	34.80	.04
350XL037	9257-1328	175	35.00	.03
362XL037	9257-8327	181	36.20	.04
370XL037	9257-1329	185	37.00	.04
380XL037	9257-1330	190	38.00	.04

Part No.	Product No.	No. of Teeth	Pitch Length (In.)	Wt. Ea. (Lbs.)
384XL037	9257-8328	192	38.40	.05
390XL037	9257-1331	195	39.00	.04
400XL037	9257-1332	200	40.00	.04
412XL037	9257-8329	206	41.20	.05
420XL037	9257-1333	210	42.00	.04
424XL037	9257-8330	212	42.40	.05
432XL037	9257-8331	216	43.20	.05
438XL037	9257-8332	219	43.80	.05
444XL037	9257-8333	222	44.40	.05
450XL037	9257-1334	225	45.00	.04
454XL037	9257-8334	227	45.40	.06
460XL037	9257-1335	230	46.00	.05
468XL037	9257-8335	234	46.80	.06
480XL037	9257-1336	240	48.00	.05
492XL037	9257-8336	246	49.20	.06
498XL037	9257-8337	249	49.80	.06
500XL037	9257-1337	250	50.00	.05
506XL037	9257-8338	253	50.60	.08
524XL037	9257-8339	262	52.40	.06
570XL037	9257-1338	285	57.00	.06
580XL037	9257-8340	290	58.00	.07
592XL037	9257-8341	296	59.20	.06
612XL037	9257-8342	306	61.20	.08
630XL037	9257-1339	315	63.00	.07
672XL037	9257-8343	336	67.20	.10
690XL037	9257-8344	345	69.00	.10
770XL037	9257-1340	385	77.00	.08
850XL037	9257-8345	425	85.00	.09

POWERGRIP TIMING BELTS

### 3/8" Pitch (.375"/L) — 1/2" Wide

Part No.	Product No.	No. of Teeth	Pitch Length (In.)	Wt. Ea. (Lbs.)
124L050	9257-2100	33	12.38	.02
135L050	9257-2120	36	13.50	.03
150L050	9257-2101	40	15.00	.03
154L050	9257-2127	41	15.38	.03
158L050	9257-2128	42	15.75	.04
165L050	9257-2121	44	16.50	.04
173L050	9257-2129	46	17.25	.04
176L050	9257-7133	47	17.63	.04
187L050	9257-2102	50	18.75	.04
195L050	9257-2122	52	19.50	.04
199L050	9257-7134	53	19.88	.04
203L050	9257-7135	54	20.25	.04
210L050	9257-2103	56	21.00	.04
218L050	9257-7136	58	21.75	.05
225L050	9257-2104	60	22.50	.05
240L050	9257-2105	64	24.00	.05
248L050	9257-7137	66	24.75	.05
255L050	9257-2106	68	25.50	.06
263L050	9257-7138	70	26.25	.06
270L050	9257-2107	72	27.00	.06
285L050	9257-2108	76	28.50	.06
300L050	9257-2109	80	30.00	.07
315L050	9257-2123	84	31.50	.07

Part No.	Product No.	No. of Teeth	Pitch Length (In.)	Wt. Ea. (Lbs.)
322L050	9257-2110	86	32.25	.07
345L050	9257-2111	92	34.50	.07
367L050	9257-2112	98	36.75	.08
375L050	9257-7139	100	37.50	.08
390L050	9257-2113	104	39.00	.09
420L050	9257-2114	112	42.00	.10
446L050	9257-7140	119	44.63	.10
450L050	9257-2115	120	45.00	.11
480L050	9257-2116	128	48.00	.11
510L050	9257-2117	136	51.00	.12
540L050	9257-2118	144	54.00	.12
566L050	9257-7141	151	56.63	.14
570L050	9257-7142	152	57.00	.14
581L050	9257-7143	155	58.13	.14
600L050	9257-2119	160	60.00	.14
630L050	9257-7144	168	63.00	.15
660L050	9257-2124	176	66.00	.15
720L050	9257-7145	192	72.00	.17
731L050	9257-7146	195	73.13	.18
817L050	9257-2125	218	81.75	.20
900L050	9257-2126	240	90.00	.22
915L050	9257-7147	244	91.50	.22
945L050	9257-7148	252	94.50	.23





## PowerGrip® Timing Belts

### Product No. Series 9257 (continued)

#### 3/8" Pitch (.375"/L) — 3/4" Wide

Part No.	Product No.	No. of Teeth	Pitch Length (In.)	Wt. Ea. (Lbs.)
124L075	9257-2200	33	12.38	.04
135L075	9257-2220	36	13.50	.04
150L075	9257-2201	40	15.00	.04
154L075	9257-2227	41	15.38	.04
158L075	9257-2228	42	15.75	.05
165L075	9257-2221	44	16.50	.05
173L075	9257-2229	46	17.25	.05
176L075	9257-7233	47	17.63	.06
187L075	9257-2202	50	18.75	.06
195L075	9257-2222	52	19.50	.06
199L075	9257-7234	53	19.88	.06
203L075	9257-7235	54	20.25	.07
210L075	9257-2203	56	21.00	.07
218L075	9257-7236	58	21.75	.07
225L075	9257-2204	60	22.50	.07
240L075	9257-2205	64	24.00	.08
248L075	9257-7237	66	24.75	.08
255L075	9257-2206	68	25.50	.08
263L075	9257-7238	70	26.25	.08
270L075	9257-2207	72	27.00	.09
285L075	9257-2208	76	28.50	.10
300L075	9257-2209	80	30.00	.10
315L075	9257-2223	84	31.50	.11

Part No.	Product No.	No. of Teeth	Pitch Length (In.)	Wt. Ea. (Lbs.)
322L075	9257-2210	86	32.25	.11
345L075	9257-2211	92	34.50	.12
367L075	9257-2212	98	36.75	.12
375L075	9257-7239	100	37.50	.13
390L075	9257-2213	104	39.00	.14
420L075	9257-2214	112	42.00	.15
446L075	9257-7240	119	44.63	.16
450L075	9257-2215	120	45.00	.16
480L075	9257-2216	128	48.00	.18
510L075	9257-2217	136	51.00	.19
540L075	9257-2218	144	54.00	.20
566L075	9257-7241	151	56.63	.21
570L075	9257-7242	152	57.00	.21
581L075	9257-7243	155	58.13	.22
600L075	9257-2219	160	60.00	.23
630L075	9257-7244	168	63.00	.25
660L075	9257-2224	176	66.00	.26
720L075	9257-7245	192	72.00	.28
731L075	9257-7246	195	73.13	.28
817L075	9257-2225	218	81.75	.32
900L075	9257-2226	240	90.00	.36
915L075	9257-7247	244	91.50	.37
945L075	9257-7248	252	94.50	.38

POWERGRIP TIMING BELTS

#### 3/8" Pitch (.375"/L) — 1" Wide

Part No.	Product No.	No. of Teeth	Pitch Length (In.)	Wt. Ea. (Lbs.)
124L100	9257-2300	33	12.38	.05
135L100	9257-2320	36	13.50	.05
150L100	9257-2301	40	15.00	.06
154L100	9257-2327	41	15.38	.06
158L100	9257-2328	42	15.75	.06
165L100	9257-2321	44	16.50	.06
173L100	9257-2329	46	17.25	.07
176L100	9257-7333	47	17.63	.07
187L100	9257-2302	50	18.75	.08
195L100	9257-2322	52	19.50	.08
199L100	9257-7334	53	19.88	.09
203L100	9257-7335	54	20.25	.09
210L100	9257-2303	56	21.00	.09
218L100	9257-7336	58	21.75	.09
225L100	9257-2304	60	22.50	.10
240L100	9257-2305	64	24.00	.10
248L100	9257-7337	66	24.75	.10
255L100	9257-2306	68	25.50	.11
263L100	9257-7338	70	26.25	.11
270L100	9257-2307	72	27.00	.12
285L100	9257-2308	76	28.50	.12
300L100	9257-2309	80	30.00	.13
315L100	9257-2323	84	31.50	.15

Part No.	Product No.	No. of Teeth	Pitch Length (In.)	Wt. Ea. (Lbs.)
322L100	9257-2310	86	32.25	.15
345L100	9257-2311	92	34.50	.16
367L100	9257-2312	98	36.75	.17
375L100	9257-7339	100	37.50	.17
390L100	9257-2313	104	39.00	.18
420L100	9257-2314	112	42.00	.20
446L100	9257-7340	119	44.63	.22
450L100	9257-2315	120	45.00	.22
480L100	9257-2316	128	48.00	.24
510L100	9257-2317	136	51.00	.25
540L100	9257-2318	144	54.00	.27
566L100	9257-7341	151	56.63	.29
570L100	9257-7342	152	57.00	.29
581L100	9257-7343	155	58.13	.29
600L100	9257-2319	160	60.00	.30
630L100	9257-7344	168	63.00	.32
660L100	9257-2324	176	66.00	.34
720L100	9257-7345	192	72.00	.37
731L100	9257-7346	195	73.13	.38
817L100	9257-2325	218	81.75	.42
900L100	9257-2326	240	90.00	.47
915L100	9257-7347	244	91.50	.48
945L100	9257-7348	252	94.50	.50

#### 1/2" Pitch (.500"/H) — 3/4" Wide

Part No.	Product No.	No. of Teeth	Pitch Length (In.)	Wt. Ea. (Lbs.)
210H075	9257-3125	42	21.00	.08
220H075	9257-3126	44	22.00	.07
225H075	9257-3145	45	22.50	.08
230H075	9257-3127	46	23.00	.09
240H075	9257-3100	48	24.00	.09

Part No.	Product No.	No. of Teeth	Pitch Length (In.)	Wt. Ea. (Lbs.)
270H075	9257-3101	54	27.00	.10
300H075	9257-3102	60	30.00	.10
310H075	9257-3146	62	31.00	.12
315H075	9257-3147	63	31.50	.12
320H075	9257-3128	64	32.00	.12





# PowerGrip® Timing Belts

## Product No. Series 9257 (continued)

### 1/2" Pitch (.500"/H) — 3/4" Wide (continued)

Part No.	Product No.	No. of Teeth	Pitch Length (In.)	Wt. Ea. (Lbs.)
330H075	9257-3103	66	33.00	.12
340H075	9257-3129	68	34.00	.14
350H075	9257-3130	70	35.00	.15
360H075	9257-3104	72	36.00	.15
370H075	9257-3131	74	37.00	.15
390H075	9257-3105	78	39.00	.16
400H075	9257-3132	80	40.00	.16
410H075	9257-3133	82	41.00	.16
415H075	9257-3148	83	41.50	.16
420H075	9257-3106	84	42.00	.17
445H075	9257-3149	89	44.50	.18
450H075	9257-3107	90	45.00	.18
455H075	9257-8150	91	45.50	.20
465H075	9257-8151	93	46.50	.21
480H075	9257-3108	96	48.00	.20
490H075	9257-3134	98	49.00	.20
495H075	9257-8152	99	49.50	.21
510H075	9257-3109	102	51.00	.21
525H075	9257-8153	105	52.50	.24
540H075	9257-3110	108	54.00	.23
555H075	9257-8154	111	55.50	.23
560H075	9257-3135	112	56.00	.24
570H075	9257-3111	114	57.00	.24
585H075	9257-3136	117	58.50	.25
600H075	9257-3112	120	60.00	.26
605H075	9257-8155	121	60.50	.28
630H075	9257-3113	126	63.00	.28
645H075	9257-3137	129	64.50	.27
655H075	9257-8156	131	65.50	.31
660H075	9257-3114	132	66.00	.28
670H075	9257-8157	134	67.00	.29

Part No.	Product No.	No. of Teeth	Pitch Length (In.)	Wt. Ea. (Lbs.)
700H075	9257-3115	140	70.00	.30
730H075	9257-3138	146	73.00	.32
750H075	9257-3116	150	75.00	.33
775H075	9257-8158	155	77.50	.34
780H075	9257-3139	156	78.00	.35
800H075	9257-3117	160	80.00	.35
810H075	9257-8159	162	81.00	.37
820H075	9257-3140	164	82.00	.36
840H075	9257-3141	168	84.00	.38
850H075	9257-3118	170	85.00	.38
900H075	9257-3119	180	90.00	.41
950H075	9257-8160	190	95.00	.44
960H075	9257-3142	192	96.00	.44
1000H075	9257-3120	200	100.00	.45
1100H075	9257-3121	220	110.00	.50
1140H075	9257-3143	228	114.00	.52
1180H075	9257-8161	236	118.00	.55
1250H075	9257-3122	250	125.00	.57
1325H075	9257-8162	265	132.50	.60
1350H075	9257-8163	270	135.00	.62
1365H075	9257-8164	273	136.50	.62
1400H075	9257-3123	280	140.00	.65
1510H075	9257-8165	302	151.00	.69
1550H075	9257-3144	310	155.00	.70
1645H075	9257-8166	329	164.50	.78
1680H075	9257-8167	336	168.00	.81
1700H075	9257-3124	340	170.00	.80
2090H075	9257-8168	418	209.00	.95
2100H075	9257-8169	420	210.00	1.06
2120H075	9257-8170	424	212.00	1.00
2330H075	9257-8171	466	233.00	1.10

POWERGRIP TIMING BELTS

### 1/2" Pitch (.500"/H) — 1" Wide

Part No.	Product No.	No. of Teeth	Pitch Length (In.)	Wt. Ea. (Lbs.)
210H100	9257-3225	42	21.00	.08
220H100	9257-3226	44	22.00	.08
225H100	9257-3245	45	22.50	.11
230H100	9257-3227	46	23.00	.12
240H100	9257-3200	48	24.00	.10
270H100	9257-3201	54	27.00	.11
300H100	9257-3202	60	30.00	.13
310H100	9257-3246	62	31.00	.14
315H100	9257-3247	63	31.50	.14
320H100	9257-3228	64	32.00	.17
330H100	9257-3203	66	33.00	.15
340H100	9257-3229	68	34.00	.16
350H100	9257-3230	70	35.00	.16
360H100	9257-3204	72	36.00	.19
370H100	9257-3231	74	37.00	.17
390H100	9257-3205	78	39.00	.18
400H100	9257-3232	80	40.00	.19
410H100	9257-3233	82	41.00	.19
415H100	9257-3248	83	41.50	.20
420H100	9257-3206	84	42.00	.20
445H100	9257-3249	89	44.50	.23
450H100	9257-3207	90	45.00	.23
455H100	9257-8250	91	45.50	.23
465H100	9257-8251	93	46.50	.23
480H100	9257-3208	96	48.00	.23

Part No.	Product No.	No. of Teeth	Pitch Length (In.)	Wt. Ea. (Lbs.)
490H100	9257-3234	98	49.00	.24
495H100	9257-8252	99	49.50	.25
510H100	9257-3209	102	51.00	.26
525H100	9257-8253	105	52.50	.27
540H100	9257-3210	108	54.00	.28
555H100	9257-8254	111	55.50	.29
560H100	9257-3235	112	56.00	.30
570H100	9257-3211	114	57.00	.32
585H100	9257-3236	117	58.50	.33
600H100	9257-3212	120	60.00	.33
605H100	9257-8255	121	60.50	.33
630H100	9257-3213	126	63.00	.34
645H100	9257-3237	129	64.50	.35
655H100	9257-8256	131	65.50	.36
660H100	9257-3214	132	66.00	.36
670H100	9257-8257	134	67.00	.37
700H100	9257-3215	140	70.00	.40
730H100	9257-3238	146	73.00	.41
750H100	9257-3216	150	75.00	.42
775H100	9257-8258	155	77.50	.43
780H100	9257-3239	156	78.00	.44
800H100	9257-3217	160	80.00	.45
810H100	9257-8259	162	81.00	.46
820H100	9257-3240	164	82.00	.46
840H100	9257-3241	168	84.00	.48





## PowerGrip® Timing Belts

### Product No. Series 9257 (continued)

#### 1/2" Pitch (.500"/H) — 1" Wide (continued)

Part No.	Product No.	No. of Teeth	Pitch Length (In.)	Wt. Ea. (Lbs.)
850H100	9257-3218	170	85.00	.48
900H100	9257-3219	180	90.00	.51
950H100	9257-8260	190	95.00	.53
960H100	9257-3242	192	96.00	.58
1000H100	9257-3220	200	100.00	.58
1100H100	9257-3221	220	110.00	.64
1140H100	9257-3243	228	114.00	.67
1180H100	9257-8261	236	118.00	.69
1250H100	9257-3222	250	125.00	.75
1325H100	9257-8262	265	132.50	.78
1350H100	9257-8263	270	135.00	.80

Part No.	Product No.	No. of Teeth	Pitch Length (In.)	Wt. Ea. (Lbs.)
1365H100	9257-8264	273	136.50	.85
1400H100	9257-3223	280	140.00	.84
1510H100	9257-8265	302	151.00	.90
1550H100	9257-3244	310	155.00	.94
1645H100	9257-8266	329	164.50	1.00
1680H100	9257-8267	336	168.00	1.01
1700H100	9257-3224	340	170.00	1.03
2090H100	9257-8268	418	209.00	1.26
2100H100	9257-8269	420	210.00	1.26
2120H100	9257-8270	424	212.00	1.30
2330H100	9257-8271	466	233.00	1.44

#### 1/2" Pitch (.500"/H) — 1 1/2" Wide

Part No.	Product No.	No. of Teeth	Pitch Length (In.)	Wt. Ea. (Lbs.)
210H150	9257-3325	42	21.00	.15
220H150	9257-3326	44	22.00	.15
225H150	9257-3345	45	22.50	.18
230H150	9257-3327	46	23.00	.15
240H150	9257-3300	48	24.00	.15
270H150	9257-3301	54	27.00	.20
300H150	9257-3302	60	30.00	.21
310H150	9257-3346	62	31.00	.22
315H150	9257-3347	63	31.50	.24
320H150	9257-3328	64	32.00	.25
330H150	9257-3303	66	33.00	.26
340H150	9257-3329	68	34.00	.27
350H150	9257-3330	70	35.00	.28
360H150	9257-3304	72	36.00	.30
370H150	9257-3331	74	37.00	.31
390H150	9257-3305	78	39.00	.32
400H150	9257-3332	80	40.00	.33
410H150	9257-3333	82	41.00	.34
415H150	9257-3348	83	41.50	.35
420H150	9257-3306	84	42.00	.37
445H150	9257-3349	89	44.50	.38
450H150	9257-3307	90	45.00	.39
455H150	9257-8350	91	45.50	.40
465H150	9257-8351	93	46.50	.42
480H150	9257-3308	96	48.00	.43
490H150	9257-3334	98	49.00	.44
495H150	9257-8352	99	49.50	.45
510H150	9257-3309	102	51.00	.49
525H150	9257-8353	105	52.50	.50
540H150	9257-3310	108	54.00	.51
555H150	9257-8354	111	55.50	.51
560H150	9257-3335	112	56.00	.53
570H150	9257-3311	114	57.00	.53
585H150	9257-3336	117	58.50	.54
600H150	9257-3312	120	60.00	.54
605H150	9257-8355	121	60.50	.56

Part No.	Product No.	No. of Teeth	Pitch Length (In.)	Wt. Ea. (Lbs.)
630H150	9257-3313	126	63.00	.56
645H150	9257-3337	129	64.50	.57
655H150	9257-8356	131	65.50	.58
660H150	9257-3314	132	66.00	.59
670H150	9257-8357	134	67.00	.60
700H150	9257-3315	140	70.00	.61
730H150	9257-3338	146	73.00	.64
750H150	9257-3316	150	75.00	.70
775H150	9257-8358	155	77.50	.70
780H150	9257-3339	156	78.00	.70
800H150	9257-3317	160	80.00	.72
810H150	9257-8359	162	81.00	.74
820H150	9257-3340	164	82.00	.75
840H150	9257-3341	168	84.00	.75
850H150	9257-3318	170	85.00	.76
900H150	9257-3319	180	90.00	.82
950H150	9257-8360	190	95.00	.86
960H150	9257-3342	192	96.00	.87
1000H150	9257-3320	200	100.00	.90
1100H150	9257-3321	220	110.00	1.02
1140H150	9257-3343	228	114.00	1.07
1180H150	9257-8361	236	118.00	1.10
1250H150	9257-3322	250	125.00	1.20
1325H150	9257-8362	265	132.50	1.23
1350H150	9257-8363	270	135.00	1.25
1365H150	9257-8364	273	136.50	1.52
1400H150	9257-3323	280	140.00	1.35
1510H150	9257-8365	302	151.00	1.45
1550H150	9257-3344	310	155.00	1.50
1645H150	9257-8366	329	164.50	1.55
1680H150	9257-8367	336	168.00	1.60
1700H150	9257-3324	340	170.00	1.65
2090H150	9257-8368	418	209.00	1.90
2100H150	9257-8369	420	210.00	2.31
2120H150	9257-8370	424	212.00	2.05
2330H150	9257-8371	466	233.00	2.30

#### 1/2" Pitch (.500"/H) — 2" Wide

Part No.	Product No.	No. of Teeth	Pitch Length (In.)	Wt. Ea. (Lbs.)
210H200	9257-3425	42	21.00	.15
220H200	9257-3426	44	22.00	.16
225H200	9257-3445	45	22.50	.19
230H200	9257-3427	46	23.00	.22

Part No.	Product No.	No. of Teeth	Pitch Length (In.)	Wt. Ea. (Lbs.)
240H200	9257-3400	48	24.00	.23
270H200	9257-3401	54	27.00	.25
300H200	9257-3402	60	30.00	.30
310H200	9257-3446	62	31.00	.30





# PowerGrip® Timing Belts

## Product No. Series 9257 (continued)

### 1/2" Pitch (.500"/H) — 2" Wide (continued)

Part No.	Product No.	No. of Teeth	Pitch Length (In.)	Wt. Ea. (Lbs.)
315H200	9257-3447	63	31.50	.30
320H200	9257-3428	64	32.00	.30
330H200	9257-3403	66	33.00	.32
340H200	9257-3429	68	34.00	.35
350H200	9257-3430	70	35.00	.35
360H200	9257-3404	72	36.00	.37
370H200	9257-3431	74	37.00	.38
390H200	9257-3405	78	39.00	.40
400H200	9257-3432	80	40.00	.40
410H200	9257-3433	82	41.00	.42
415H200	9257-3448	83	41.50	.43
420H200	9257-3406	84	42.00	.45
445H200	9257-3449	89	44.50	.50
450H200	9257-3407	90	45.00	.50
455H200	9257-8450	91	45.50	.56
465H200	9257-8451	93	46.50	.50
480H200	9257-3408	96	48.00	.52
490H200	9257-3434	98	49.00	.53
495H200	9257-8452	99	49.50	.61
510H200	9257-3409	102	51.00	.57
525H200	9257-8453	105	52.50	.58
540H200	9257-3410	108	54.00	.60
555H200	9257-8454	111	55.50	.62
560H200	9257-3435	112	56.00	.63
570H200	9257-3411	114	57.00	.68
585H200	9257-3436	117	58.50	.69
600H200	9257-3412	120	60.00	.70
605H200	9257-8455	121	60.50	.70
630H200	9257-3413	126	63.00	.74
645H200	9257-3437	129	64.50	.75
655H200	9257-8456	131	65.50	.77
660H200	9257-3414	132	66.00	.78

Part No.	Product No.	No. of Teeth	Pitch Length (In.)	Wt. Ea. (Lbs.)
670H200	9257-8457	134	67.00	.86
700H200	9257-3415	140	70.00	.84
730H200	9257-3438	146	73.00	.87
750H200	9257-3416	150	75.00	.90
775H200	9257-8458	155	77.50	.95
780H200	9257-3439	156	78.00	.95
800H200	9257-3417	160	80.00	.97
810H200	9257-8459	162	81.00	1.02
820H200	9257-3440	164	82.00	1.00
840H200	9257-3441	168	84.00	1.04
850H200	9257-3418	170	85.00	1.05
900H200	9257-3419	180	90.00	1.12
950H200	9257-8460	190	95.00	1.20
960H200	9257-3442	192	96.00	1.22
1000H200	9257-3420	200	100.00	1.25
1100H200	9257-3421	220	110.00	1.40
1140H200	9257-3443	228	114.00	1.47
1180H200	9257-8461	236	118.00	1.55
1250H200	9257-3422	250	125.00	1.64
1325H200	9257-8462	265	132.50	1.75
1350H200	9257-8463	270	135.00	1.77
1365H200	9257-8464	273	136.50	1.71
1400H200	9257-3423	280	140.00	1.85
1510H200	9257-8465	302	151.00	2.00
1550H200	9257-3444	310	155.00	2.10
1645H200	9257-8466	329	164.50	2.09
1680H200	9257-8467	336	168.00	2.17
1700H200	9257-3424	340	170.00	2.30
2090H200	9257-8468	418	209.00	2.80
2100H200	9257-8469	420	210.00	2.85
2120H200	9257-8470	424	212.00	2.90
2330H200	9257-8471	466	233.00	3.20

POWERGRIP TIMING BELTS

### 1/2" Pitch (.500"/H) — 3" Wide

Part No.	Product No.	No. of Teeth	Pitch Length (In.)	Wt. Ea. (Lbs.)
210H300	9257-3525	42	21.00	.40
220H300	9257-3526	44	22.00	.40
225H300	9257-3545	45	22.50	.41
230H300	9257-3527	46	23.00	.42
240H300	9257-3500	48	24.00	.45
270H300	9257-3501	54	27.00	.50
300H300	9257-3502	60	30.00	.57
310H300	9257-3546	62	31.00	.58
315H300	9257-3547	63	31.50	.58
320H300	9257-3528	64	32.00	.60
330H300	9257-3503	66	33.00	.60
340H300	9257-3529	68	34.00	.60
350H300	9257-3530	70	35.00	.60
360H300	9257-3504	72	36.00	.65
370H300	9257-3531	74	37.00	.68
390H300	9257-3505	78	39.00	.70
400H300	9257-3532	80	40.00	.75
410H300	9257-3533	82	41.00	.75
415H300	9257-3548	83	41.50	.76
420H300	9257-3506	84	42.00	.75
445H300	9257-3549	89	44.50	.78
450H300	9257-3507	90	45.00	.79
455H300	9257-8550	91	45.50	.84
465H300	9257-8551	93	46.50	.83

Part No.	Product No.	No. of Teeth	Pitch Length (In.)	Wt. Ea. (Lbs.)
480H300	9257-3508	96	48.00	.85
490H300	9257-3534	98	49.00	.86
495H300	9257-8552	99	49.50	.92
510H300	9257-3509	102	51.00	.89
525H300	9257-8553	105	52.50	.97
540H300	9257-3510	108	54.00	.97
555H300	9257-8554	111	55.50	.95
560H300	9257-3535	112	56.00	.97
570H300	9257-3511	114	57.00	.98
585H300	9257-3536	117	58.50	1.00
600H300	9257-3512	120	60.00	1.03
605H300	9257-8555	121	60.50	1.14
630H300	9257-3513	126	63.00	1.04
645H300	9257-3537	129	64.50	1.10
655H300	9257-8556	131	65.50	1.31
660H300	9257-3514	132	66.00	1.12
670H300	9257-8557	134	67.00	1.13
700H300	9257-3515	140	70.00	1.17
730H300	9257-3538	146	73.00	1.20
750H300	9257-3516	150	75.00	1.23
775H300	9257-8558	155	77.50	1.30
780H300	9257-3539	156	78.00	1.31
800H300	9257-3517	160	80.00	1.32
810H300	9257-8559	162	81.00	1.33





## PowerGrip® Timing Belts

### Product No. Series 9257 (continued)

#### 1/2" Pitch (.500"/H) — 3" Wide (continued)

Part No.	Product No.	No. of Teeth	Pitch Length (In.)	Wt. Ea. (Lbs.)
820H300	9257-3540	164	82.00	1.34
840H300	9257-3541	168	84.00	1.35
850H300	9257-3518	170	85.00	1.35
900H300	9257-3519	180	90.00	1.44
950H300	9257-8560	190	95.00	1.50
960H300	9257-3542	192	96.00	1.50
1000H300	9257-3520	200	100.00	1.60
1100H300	9257-3521	220	110.00	1.77
1140H300	9257-3543	228	114.00	1.80
1180H300	9257-8561	236	118.00	1.85
1250H300	9257-3522	250	125.00	1.95
1325H300	9257-8562	265	132.50	2.05

Part No.	Product No.	No. of Teeth	Pitch Length (In.)	Wt. Ea. (Lbs.)
1350H300	9257-8563	270	135.00	2.13
1365H300	9257-8564	273	136.50	3.19
1400H300	9257-3523	280	140.00	2.20
1510H300	9257-8565	302	151.00	2.40
1550H300	9257-3544	310	155.00	2.44
1645H300	9257-8566	329	164.50	4.47
1680H300	9257-8567	336	168.00	4.57
1700H300	9257-3524	340	170.00	2.65
2090H300	9257-8568	418	209.00	5.69
2100H300	9257-8569	420	210.00	5.72
2120H300	9257-8570	424	212.00	3.33
2330H300	9257-8571	466	233.00	3.70

#### 7/8" Pitch (.875"/XH) — 2" Wide

Part No.	Product No.	No. of Teeth	Pitch Length (In.)	Wt. Ea. (Lbs.)
507XH200	9257-4100	58	50.75	2.40
560XH200	9257-4101	64	56.00	2.60
630XH200	9257-4102	72	63.00	2.85
700XH200	9257-4103	80	70.00	3.25
770XH200	9257-4104	88	77.00	3.50
840XH200	9257-4105	96	84.00	3.70

Part No.	Product No.	No. of Teeth	Pitch Length (In.)	Wt. Ea. (Lbs.)
980XH200	9257-4106	112	98.00	4.10
1120XH200	9257-4107	128	112.00	4.60
1260XH200	9257-4108	144	126.00	5.10
1400XH200	9257-4109	160	140.00	5.60
1540XH200	9257-4110	176	154.00	3.95
1750XH200	9257-4111	200	175.00	6.90

#### 7/8" Pitch (.875"/XH) — 3" Wide

Part No.	Product No.	No. of Teeth	Pitch Length (In.)	Wt. Ea. (Lbs.)
507XH300	9257-4200	58	50.75	3.60
560XH300	9257-4201	64	56.00	3.80
630XH300	9257-4202	72	63.00	4.20
700XH300	9257-4203	80	70.00	4.60
770XH300	9257-4204	88	77.00	4.90
840XH300	9257-4205	96	84.00	5.20

Part No.	Product No.	No. of Teeth	Pitch Length (In.)	Wt. Ea. (Lbs.)
980XH300	9257-4206	112	98.00	6.00
1120XH300	9257-4207	128	112.00	6.70
1260XH300	9257-4208	144	126.00	7.30
1400XH300	9257-4209	160	140.00	7.90
1540XH300	9257-4210	176	154.00	7.10
1750XH300	9257-4211	200	175.00	9.60

#### 7/8" Pitch (.875"/XH) — 4" Wide

Part No.	Product No.	No. of Teeth	Pitch Length (In.)	Wt. Ea. (Lbs.)
507XH400	9257-4300	58	50.75	4.60
560XH400	9257-4301	64	56.00	4.90
630XH400	9257-4302	72	63.00	5.25
700XH400	9257-4303	80	70.00	5.70
770XH400	9257-4304	88	77.00	6.25
840XH400	9257-4305	96	84.00	6.60

Part No.	Product No.	No. of Teeth	Pitch Length (In.)	Wt. Ea. (Lbs.)
980XH400	9257-4306	112	98.00	7.30
1120XH400	9257-4307	128	112.00	8.15
1260XH400	9257-4308	144	126.00	9.20
1400XH400	9257-4309	160	140.00	9.80
1540XH400	9257-4310	176	154.00	10.70
1750XH400	9257-4311	200	175.00	11.80

#### 1 1/4" Pitch (1.250"/XXH) — 2" Wide

Part No.	Product No.	No. of Teeth	Pitch Length (In.)	Wt. Ea. (Lbs.)
700XXH200	9257-5100	56	70.00	4.00
800XXH200	9257-5101	64	80.00	4.45
900XXH200	9257-5102	72	90.00	4.90
1000XXH200	9257-5103	80	100.00	5.55

Part No.	Product No.	No. of Teeth	Pitch Length (In.)	Wt. Ea. (Lbs.)
1200XXH200	9257-5104	96	120.00	6.35
1400XXH200	9257-5105	112	140.00	7.25
1600XXH200	9257-5106	128	160.00	8.05
1800XXH200	9257-5107	144	180.00	8.95





## PowerGrip® Timing Belts

### Product No. Series 9257 (continued)

#### 1 1/4" Pitch (1.250"/XXH) — 3" Wide

Part No.	Product No.	No. of Teeth	Pitch Length (In.)	Wt. Ea. (Lbs.)
700XXH300	9257-5200	56	70.00	5.70
800XXH300	9257-5201	64	80.00	6.40
900XXH300	9257-5202	72	90.00	6.85
1000XXH300	9257-5203	80	100.00	7.55

Part No.	Product No.	No. of Teeth	Pitch Length (In.)	Wt. Ea. (Lbs.)
1200XXH300	9257-5204	96	120.00	8.80
1400XXH300	9257-5205	112	140.00	10.35
1600XXH300	9257-5206	128	160.00	11.30
1800XXH300	9257-5207	144	180.00	12.60

#### 1 1/4" Pitch (1.250"/XXH) — 4" Wide

Part No.	Product No.	No. of Teeth	Pitch Length (In.)	Wt. Ea. (Lbs.)
700XXH400	9257-5300	56	70.00	7.02
800XXH400	9257-5301	64	80.00	7.95
900XXH400	9257-5302	72	90.00	9.00
1000XXH400	9257-5303	80	100.00	10.05

Part No.	Product No.	No. of Teeth	Pitch Length (In.)	Wt. Ea. (Lbs.)
1200XXH400	9257-5304	96	120.00	11.60
1400XXH400	9257-5305	112	140.00	13.60
1600XXH400	9257-5306	128	160.00	15.50
1800XXH400	9257-5307	144	180.00	17.30

#### 1 1/4" Pitch (1.250"/XXH) — 5" Wide

Part No.	Product No.	No. of Teeth	Pitch Length (In.)	Wt. Ea. (Lbs.)
700XXH500	9257-5400	56	70.00	8.75
800XXH500	9257-5401	64	80.00	9.60
900XXH500	9257-5402	72	90.00	10.80
1000XXH500	9257-5403	80	100.00	12.00

Part No.	Product No.	No. of Teeth	Pitch Length (In.)	Wt. Ea. (Lbs.)
1200XXH500	9257-5404	96	120.00	14.00
1400XXH500	9257-5405	112	140.00	16.15
1600XXH500	9257-5406	128	160.00	18.05
1800XXH500	9257-5407	144	180.00	20.15

POWERGRIP TIMING BELTS







## Cotton Cleaner Belts

Cotton cleaner belts have a trapezoidal tooth profile and now KEVLAR® tensile cords.

### Markets/Applications

Cotton Cleaner belts are specifically designed for use on Cotton Gin and inclined cleaner machines.

### Features/Advantages

- KEVLAR tensile cords for increased shock resistance.
- Long service life in harsh environments.

**Recommended Pulleys**—Contact the Gates Made-To-Order Metals Team.



### Product No. Series 9259

#### 1" Pitch

Part No.	Product No.	No. of Teeth	Pitch Length (In.)	Wt. Ea. (Lbs.)
61CCB142K	9259-3831	60	61.07	1.34
63CCB165K	9259-3832	63	63.00	1.41
64CCB170K	9259-3833	64	63.95	1.50
65CCB175K	9259-3834	65	64.95	1.46

NOTE: Steel tensile cord available as a made to order product. Lead time and minimum order quantities apply. Contact Customer Service for availability.





# PowerGrip® GT®2 Twin Power® Belts - 3MR and 5MR

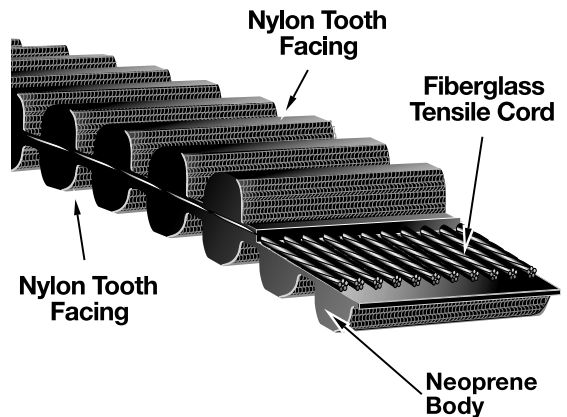
Twin Power® belts have teeth on both sides to provide synchronization from both driving surfaces.

## Markets/Applications

PowerGrip® GT®2 Twin Power® belts are ideal for many applications including data storage, machine tool, hand power tools, postage handling, medicine diagnostic, sewing machines, ticket dispensers, robotics, vending machines and vacuum cleaners.

## Features/Advantages

- Gates Twin Power® belts have **nylon facing** on both tooth surfaces providing equal load carrying capabilities on either side of belt.
- Belt capacity is equal to standard single-sided PowerGrip® belts.
- **Fiberglass tensile cord** provides high strength, excellent flex life, and high resistance to elongation.
- **Neoprene body** provides protection against grime, grease, oil, and moisture.
- Eliminates lubrication and re-tensioning to reduce maintenance and labor required on the drive.



## Recommended Sprockets

PowerGrip® GT®2 Sprockets - 3MR  
5M Sprockets - PowerGrip® GT®2 and Poly Chain® GT®

## Notes

PowerGrip® GT®2 Twin Power® belts in standard width are Standard/Non-Stock. Minimum order quantities are not required on standard widths.

3MR GT2 Standard Belt Widths		
Belt Width Code	Belt Width (mm)	Belt Width (In.)
06	6	0.236
09	9	0.354
15	15	0.591

5MR GT2 Standard Belt Widths		
Belt Width Code	Belt Width (mm)	Belt Width (In.)
09	9	0.354
15	15	0.591
25	25	0.984

PowerGrip® GT®2 Twin Power® part numbers are comprised of pitch, pitch length and width. For example; part number TP3MR-426-06 denotes "TP" for Twin Power, 3mm pitch, 426mm pitch length and 6mm width.

Belt **pitch** is the distance in millimeters between two adjacent tooth centers as measured on the pitch line of the belt. Belt **pitch length** is the total length (circumference) in millimeters as measured along the pitch line. The theoretical pitch line of a PowerGrip® GT®2 Twin Power® belt lies within the tensile member.

## Product No. Series 9232

### 3MR - Twin Power Belts

Part No.	Pitch Length (mm)	Pitch Length (In.)	No. of Teeth
TP3MR-381	381	15.00	127
TP3MR-396	396	15.59	132
TP3MR-399	399	15.71	133
TP3MR-405	405	15.94	135
TP3MR-411	411	16.18	137
TP3MR-420	420	16.54	140
TP3MR-426	426	16.77	142
TP3MR-432	432	17.01	144
TP3MR-435	435	17.13	145
TP3MR-447	447	17.60	149
TP3MR-465	465	18.31	155
TP3MR-468	468	18.43	156
TP3MR-471	471	18.54	157
TP3MR-474	474	18.66	158
TP3MR-480	480	18.90	160
TP3MR-486	486	19.13	162
TP3MR-489	489	19.25	163
TP3MR-492	492	19.37	164
TP3MR-501	501	19.72	167

Part No.	Pitch Length (mm)	Pitch Length (In.)	No. of Teeth
TP3MR-510	510	20.08	170
TP3MR-513	513	20.20	171
TP3MR-519	519	20.43	173
TP3MR-525	525	20.67	175
TP3MR-528	528	20.79	176
TP3MR-531	531	20.91	177
TP3MR-537	537	21.14	179
TP3MR-552	552	21.73	184
TP3MR-558	558	21.97	186
TP3MR-564	564	22.20	188
TP3MR-570	570	22.44	190
TP3MR-576	576	22.68	192
TP3MR-585	585	23.03	195
TP3MR-591	591	23.27	197
TP3MR-597	597	23.50	199
TP3MR-600	600	23.62	200
TP3MR-606	606	23.86	202
TP3MR-609	609	23.98	203
TP3MR-612	612	24.09	204

Part No.	Pitch Length (mm)	Pitch Length (In.)	No. of Teeth
TP3MR-627	627	24.69	209
TP3MR-633	633	24.92	211
TP3MR-639	639	25.16	213
TP3MR-645	645	25.39	215
TP3MR-648	648	25.51	216
TP3MR-654	654	25.75	218
TP3MR-657	657	25.87	219
TP3MR-663	663	26.10	221
TP3MR-669	669	26.34	223
TP3MR-684	684	26.93	228
TP3MR-687	687	27.05	229
TP3MR-696	696	27.40	232
TP3MR-711	711	27.99	237
TP3MR-735	735	28.94	245
TP3MR-738	738	29.06	246
TP3MR-750	750	29.53	250
TP3MR-753	753	29.65	251
TP3MR-786	786	30.94	262
TP3MR-795	795	31.30	265



TWIN POWER BELTS



## PowerGrip® GT® 2 Twin Power® Belts - 3MR and 5MR

### Product No. Series 9232 (continued)

#### 3MR - Twin Power Belts (continued)

Part No.	Pitch Length (mm)	Pitch Length (In.)	No. of Teeth
TP3MR-822	822	32.36	274
TP3MR-837	837	32.95	279
TP3MR-840	840	33.07	280
TP3MR-843	843	33.19	281
TP3MR-873	873	34.37	291
TP3MR-882	882	34.72	294
TP3MR-891	891	35.08	297
TP3MR-900	900	35.43	300
TP3MR-915	915	36.02	305
TP3MR-945	945	37.20	315
TP3MR-951	951	37.44	317

Part No.	Pitch Length (mm)	Pitch Length (In.)	No. of Teeth
TP3MR-981	981	38.62	327
TP3MR-1002	1002	39.45	334
TP3MR-1026	1026	40.39	342
TP3MR-1035	1035	40.74	345
TP3MR-1050	1050	41.34	350
TP3MR-1056	1056	41.57	352
TP3MR-1062	1062	41.81	354
TP3MR-1080	1080	42.52	360
TP3MR-1125	1125	44.29	375
TP3MR-1155	1155	45.47	385
TP3MR-1191	1191	46.89	397

Part No.	Pitch Length (mm)	Pitch Length (In.)	No. of Teeth
TP3MR-1263	1263	49.72	421
TP3MR-1335	1335	52.56	445
TP3MR-1500	1500	59.06	500
TP3MR-1512	1512	59.53	504
TP3MR-1536	1536	60.47	512
TP3MR-1587	1587	62.48	529
TP3MR-1956	1956	77.01	652
TP3MR-2004	2004	78.90	668
TP3MR-2061	2061	81.14	687

#### 5MR - Twin Power Belts

Part No.	Pitch Length (mm)	Pitch Length (In.)	No. of Teeth
TP5MR-400	400	15.75	80
TP5MR-425	425	16.73	85
TP5MR-450	450	17.72	90
TP5MR-500	500	19.69	100
TP5MR-535	535	21.06	107
TP5MR-565	565	22.24	113
TP5MR-575	575	22.64	115
TP5MR-580	580	22.83	116
TP5MR-600	600	23.62	120
TP5MR-625	625	24.61	125
TP5MR-650	650	25.69	130
TP5MR-700	700	27.56	140
TP5MR-710	710	27.95	142
TP5MR-740	740	29.13	148
TP5MR-745	745	29.33	149
TP5MR-750	750	29.53	150
TP5MR-765	765	30.12	153
TP5MR-790	790	31.10	158
TP5MR-800	800	31.50	160
TP5MR-815	815	32.09	163
TP5MR-830	830	32.68	166

Part No.	Pitch Length (mm)	Pitch Length (In.)	No. of Teeth
TP5MR-835	835	32.87	167
TP5MR-850	850	33.46	170
TP5MR-870	870	34.25	174
TP5MR-890	890	35.04	178
TP5MR-900	900	35.43	180
TP5MR-925	925	36.42	185
TP5MR-950	950	37.40	190
TP5MR-975	975	38.39	195
TP5MR-985	985	38.78	197
TP5MR-1000	1000	39.37	200
TP5MR-1050	1050	41.34	210
TP5MR-1115	1115	43.91	223
TP5MR-1125	1125	44.29	225
TP5MR-1150	1150	45.28	230
TP5MR-1195	1195	47.05	239
TP5MR-1250	1250	49.21	250
TP5MR-1270	1270	50.00	254
TP5MR-1295	1295	50.98	259
TP5MR-1300	1300	51.18	260
TP5MR-1375	1375	54.13	275
TP5MR-1420	1420	55.91	284

Part No.	Pitch Length (mm)	Pitch Length (In.)	No. of Teeth
TP5MR-1450	1450	57.09	290
TP5MR-1575	1575	62.01	315
TP5MR-1595	1595	62.80	319
TP5MR-1635	1635	64.37	327
TP5MR-1690	1690	66.54	338
TP5MR-1790	1790	70.47	358
TP5MR-1800	1800	70.87	360
TP5MR-1895	1895	74.61	379
TP5MR-1945	1945	76.57	389
TP5MR-2000	2000	78.74	400
TP5MR-2110	2110	83.07	422
TP5MR-2250	2250	88.58	450
TP5MR-2525	2525	99.41	505
TP5MR-2760	2760	108.66	552
TP5MR-3120	3120	122.83	624
TP5MR-3170	3170	124.80	634
TP5MR-3200	3200	125.98	640
TP5MR-3430	3430	135.04	686
TP5MR-3800	3800	149.61	760

TWIN POWER BELTS





## PowerGrip® GT®2 Twin Power® Belts

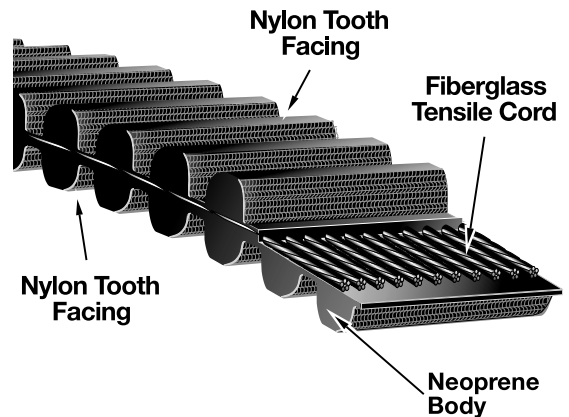
Twin Power belts have teeth on both sides to provide synchronization from both driving surfaces.

### Markets/Applications

PowerGrip GT2 Twin Power belts are ideal for serpentine applications requiring rotation reversal or synchronization of driven shafts. Ideal for use in industries such as textile, paper, packaging and printing.

### Features/Advantages

- Gates Twin Power belts have **nylon facing** on both tooth surfaces providing equal load carrying capabilities on either side of belt.
- Belt capacity is equal to standard single-sided PowerGrip GT2 belts.
- **Fiberglass tensile cord** provides high strength, excellent flex life, and high resistance to elongation.
- **Neoprene body** provides protection against grime, grease, oil, and moisture.
- Eliminates lubrication and re-tensioning to reduce maintenance and labor required on drives.



### Recommended Sprockets

PowerGrip GT2 Sprockets

### Notes

If you currently use PowerGrip HTD Twin Power belts, consider PowerGrip GT2 Twin Power belts at reduced widths to lower your costs.

PowerGrip GT2 Twin Power part numbers are comprised of pitch, pitch length and width. For example; part number TP4400-8MGT-30 denotes a "TP" for Twin Power, 4400mm pitch length, 8mm pitch and 30mm width.

Belt **pitch** is the distance in millimeters between two adjacent tooth centers as measured on the pitch line of the belt. Belt **pitch length** is the total length (circumference) in millimeters as measured along the pitch line. The theoretical pitch line of a PowerGrip GT2 Twin Power belt lies within the tensile member.

## Product No. Series 9232

### 8mm Pitch — 20mm Wide

Part No.	Product No.	No. of Teeth	Pitch Length (In.)	Wt. Ea. (Lbs.)
TP560-8MGT-20	9232-0005	70	22.05	.16
TP600-8MGT-20	9232-0009	75	23.62	.17
TP640-8MGT-20	9232-0013	80	25.20	.18
TP720-8MGT-20	9232-0017	90	28.35	.20
TP800-8MGT-20	9232-0021	100	31.50	.24
TP840-8MGT-20	9232-1025	105	33.08	.25
TP880-8MGT-20	9232-0025	110	34.65	.26
TP920-8MGT-20	9232-1001	115	36.23	.27
TP960-8MGT-20	9232-0029	120	37.80	.28
TP1040-8MGT-20	9232-0033	130	40.95	.30
TP1064-8MGT-20	9232-1005	133	41.89	.32
TP1120-8MGT-20	9232-0037	140	44.10	.33
TP1160-8MGT-20	9232-2049	146	45.83	.66
TP1200-8MGT-20	9232-0041	150	47.25	.35
TP1224-8MGT-20	9232-1029	153	48.20	.36

Part No.	Product No.	No. of Teeth	Pitch Length (In.)	Wt. Ea. (Lbs.)
TP1280-8MGT-20	9232-0045	160	50.40	.36
TP1440-8MGT-20	9232-0049	180	56.70	.42
TP1512-8MGT-20	9232-1013	189	59.53	.43
TP1600-8MGT-20	9232-0053	200	63.00	.46
TP1760-8MGT-20	9232-0057	220	69.30	.50
TP1800-8MGT-20	9232-0061	225	70.88	.52
TP2000-8MGT-20	9232-0065	250	78.75	.60
TP2200-8MGT-20	9232-1033	275	86.63	.65
TP2400-8MGT-20	9232-0069	300	94.50	.70
TP2600-8MGT-20	9232-0077	325	102.38	.74
TP2800-8MGT-20	9232-0073	350	110.25	.80
TP3048-8MGT-20	9232-0081	381	120.02	.87
TP3280-8MGT-20	9232-0085	410	129.15	.93
TP3600-8MGT-20	9232-0089	450	141.75	1.02
TP4400-8MGT-20	9232-0093	550	173.25	1.25

### 8mm Pitch — 30mm Wide

Part No.	Product No.	No. of Teeth	Pitch Length (In.)	Wt. Ea. (Lbs.)
TP560-8MGT-30	9232-0006	70	22.05	.26
TP600-8MGT-30	9232-0010	75	23.62	.28
TP640-8MGT-30	9232-0014	80	25.20	.30
TP720-8MGT-30	9232-0018	90	28.35	.34
TP800-8MGT-30	9232-0022	100	31.50	.37
TP840-8MGT-30	9232-1026	105	33.08	.38
TP880-8MGT-30	9232-0026	110	34.65	.40
TP920-8MGT-30	9232-1002	115	36.23	.42

Part No.	Product No.	No. of Teeth	Pitch Length (In.)	Wt. Ea. (Lbs.)
TP960-8MGT-30	9232-0030	120	37.80	.45
TP1040-8MGT-30	9232-0034	130	40.95	.47
TP1064-8MGT-30	9232-1006	133	41.89	.49
TP1120-8MGT-30	9232-0038	140	44.10	.50
TP1160-8MGT-30	9232-1010	146	45.83	.53
TP1200-8MGT-30	9232-0042	150	47.25	.55
TP1224-8MGT-30	9232-1030	153	48.20	.56
TP1280-8MGT-30	9232-0046	160	50.40	.60

TWIN POWER BELTS





# PowerGrip® GT® 2 Twin Power® Belts

## Product No. Series 9232 (continued)

### 8mm Pitch — 30mm Wide (continued)

Part No.	Product No.	No. of Teeth	Pitch Length (In.)	Wt. Ea. (Lbs.)
TP1440-8MGT-30	9232-0050	180	56.70	.65
TP1512-8MGT-30	9232-1014	189	59.53	.66
TP1600-8MGT-30	9232-0054	200	63.00	.71
TP1760-8MGT-30	9232-0058	220	69.30	.78
TP1800-8MGT-30	9232-0062	225	70.88	.80
TP2000-8MGT-30	9232-0066	250	78.75	.90
TP2200-8MGT-30	9232-1034	275	86.63	.96

Part No.	Product No.	No. of Teeth	Pitch Length (In.)	Wt. Ea. (Lbs.)
TP2400-8MGT-30	9232-0070	300	94.50	1.04
TP2600-8MGT-30	9232-0078	325	102.38	1.14
TP2800-8MGT-30	9232-0074	350	110.25	1.20
TP3048-8MGT-30	9232-0082	381	120.02	1.32
TP3280-8MGT-30	9232-0086	410	129.15	1.45
TP3600-8MGT-30	9232-0090	450	141.75	1.55
TP4400-8MGT-30	9232-0094	550	173.25	1.90

### 8mm Pitch — 50mm Wide

Part No.	Product No.	No. of Teeth	Pitch Length (In.)	Wt. Ea. (Lbs.)
TP560-8MGT-50	9232-0007	70	22.05	.42
TP600-8MGT-50	9232-0011	75	23.62	.47
TP640-8MGT-50	9232-0015	80	25.20	.50
TP720-8MGT-50	9232-0019	90	28.35	.55
TP800-8MGT-50	9232-0023	100	31.50	.60
TP840-8MGT-50	9232-1027	105	33.08	.67
TP880-8MGT-50	9232-0027	110	34.65	.68
TP920-8MGT-50	9232-1003	115	36.23	.73
TP960-8MGT-50	9232-0031	120	37.80	.74
TP1040-8MGT-50	9232-0035	130	40.95	.78
TP1064-8MGT-50	9232-1007	133	41.89	.80
TP1120-8MGT-50	9232-0039	140	44.10	.86
TP1160-8MGT-50	9232-1011	146	45.83	.83
TP1200-8MGT-50	9232-0043	150	47.25	.90
TP1224-8MGT-50	9232-1031	153	48.20	.92

Part No.	Product No.	No. of Teeth	Pitch Length (In.)	Wt. Ea. (Lbs.)
TP1280-8MGT-50	9232-0047	160	50.40	.95
TP1440-8MGT-50	9232-0051	180	56.70	1.10
TP1512-8MGT-50	9232-1015	189	59.53	1.11
TP1600-8MGT-50	9232-0055	200	63.00	1.20
TP1760-8MGT-50	9232-0059	220	69.30	1.30
TP1800-8MGT-50	9232-0063	225	70.88	1.30
TP2000-8MGT-50	9232-0067	250	78.75	1.45
TP2200-8MGT-50	9232-1035	275	86.63	1.60
TP2400-8MGT-50	9232-0071	300	94.50	1.80
TP2600-8MGT-50	9232-0079	325	102.38	1.90
TP2800-8MGT-50	9232-0075	350	110.25	2.00
TP3048-8MGT-50	9232-0083	381	120.02	2.20
TP3280-8MGT-50	9232-0087	410	129.15	2.40
TP3600-8MGT-50	9232-0091	450	141.75	2.60
TP4400-8MGT-50	9232-0095	550	173.25	3.20

### 8mm Pitch — 85mm Wide

Part No.	Product No.	No. of Teeth	Pitch Length (In.)	Wt. Ea. (Lbs.)
TP560-8MGT-85	9232-0008	70	22.05	1.32
TP600-8MGT-85	9232-0012	75	23.62	1.42
TP640-8MGT-85	9232-0016	80	25.20	1.52
TP720-8MGT-85	9232-0020	90	28.35	1.70
TP800-8MGT-85	9232-0024	100	31.50	1.90
TP840-8MGT-85	9232-1028	105	33.08	1.98
TP880-8MGT-85	9232-0028	110	34.65	2.08
TP920-8MGT-85	9232-1004	115	36.23	2.17
TP960-8MGT-85	9232-1008	120	37.80	2.27
TP1040-8MGT-85	9232-0036	130	40.95	2.46
TP1064-8MGT-85	9232-2048	133	41.89	2.50
TP1120-8MGT-85	9232-0040	140	44.10	2.65
TP1160-8MGT-85	9232-1012	146	45.83	2.76
TP1200-8MGT-85	9232-0044	150	47.25	2.84
TP1224-8MGT-85	9232-1032	153	48.20	2.89

Part No.	Product No.	No. of Teeth	Pitch Length (In.)	Wt. Ea. (Lbs.)
TP1280-8MGT-85	9232-0048	160	50.40	3.04
TP1440-8MGT-85	9232-0052	180	56.70	3.42
TP1512-8MGT-85	9232-1016	189	59.53	3.56
TP1600-8MGT-85	9232-0056	200	63.00	3.80
TP1760-8MGT-85	9232-0060	220	69.30	4.16
TP1800-8MGT-85	9232-0064	225	70.88	4.30
TP2000-8MGT-85	9232-0068	250	78.75	4.74
TP2200-8MGT-85	9232-1036	275	86.63	5.20
TP2400-8MGT-85	9232-0072	300	94.50	5.68
TP2600-8MGT-85	9232-0080	325	102.38	6.18
TP2800-8MGT-85	9232-0076	350	110.25	6.64
TP3048-8MGT-85	9232-0084	381	120.02	7.24
TP3280-8MGT-85	9232-0088	410	129.15	7.78
TP3600-8MGT-85	9232-0092	450	141.75	8.50
TP4400-8MGT-85	9232-0096	550	173.25	10.44

TWIN POWER BELTS





# PowerGrip® GT®2 Twin Power® Belts

## Product No. Series 9232 (continued)

### 14mm Pitch — 40mm Wide

Part No.	Product No.	No. of Teeth	Pitch Length (In.)	Wt. Ea. (Lbs.)
TP966-14MGT-40	9232-0100	69	38.03	2.20
TP1190-14MGT-40	9232-0105	85	46.85	2.40
TP1400-14MGT-40	9232-0110	100	55.12	2.50
TP1610-14MGT-40	9232-0115	115	63.38	2.80
TP1778-14MGT-40	9232-0120	127	70.00	3.00
TP1890-14MGT-40	9232-0125	135	74.41	3.10
TP2100-14MGT-40	9232-0130	150	82.67	3.30
TP2310-14MGT-40	9232-0135	165	90.94	3.40
TP2450-14MGT-40	9232-0140	175	96.45	3.60
TP2590-14MGT-40	9232-0145	185	101.96	3.85
TP2800-14MGT-40	9232-0150	200	110.23	3.95

Part No.	Product No.	No. of Teeth	Pitch Length (In.)	Wt. Ea. (Lbs.)
TP3150-14MGT-40	9232-0155	225	124.01	4.30
TP3360-14MGT-40	9232-0180	240	132.28	4.50
TP3500-14MGT-40	9232-0160	250	137.79	4.70
TP3850-14MGT-40	9232-0165	275	151.57	5.10
TP4326-14MGT-40	9232-0170	309	170.31	5.40
TP4578-14MGT-40	9232-0175	327	180.23	5.70
TP4956-14MGT-40	9232-0185	354	195.12	6.20
TP5320-14MGT-40	9232-0190	380	209.45	6.50
TP5740-14MGT-40	9232-0195	410	225.98	6.90
TP6160-14MGT-40	9232-0200	440	242.52	7.40
TP6860-14MGT-40	9232-0205	490	270.08	8.00

### 14mm Pitch — 55mm Wide

Part No.	Product No.	No. of Teeth	Pitch Length (In.)	Wt. Ea. (Lbs.)
TP966-14MGT-55	9232-0101	69	38.03	3.50
TP1190-14MGT-55	9232-0106	85	46.85	3.80
TP1400-14MGT-55	9232-0111	100	55.12	3.90
TP1610-14MGT-55	9232-0116	115	63.38	4.10
TP1778-14MGT-55	9232-0121	127	70.00	4.30
TP1890-14MGT-55	9232-0126	135	74.41	4.52
TP2100-14MGT-55	9232-0131	150	82.67	4.60
TP2310-14MGT-55	9232-0136	165	90.94	4.90
TP2450-14MGT-55	9232-0141	175	96.45	5.10
TP2590-14MGT-55	9232-0146	185	101.96	6.20
TP2800-14MGT-55	9232-0151	200	110.23	5.40

Part No.	Product No.	No. of Teeth	Pitch Length (In.)	Wt. Ea. (Lbs.)
TP3150-14MGT-55	9232-0156	225	124.01	5.70
TP3360-14MGT-55	9232-0181	240	132.28	5.90
TP3500-14MGT-55	9232-0161	250	137.79	6.00
TP3850-14MGT-55	9232-0166	275	151.57	9.20
TP4326-14MGT-55	9232-0171	309	170.31	7.00
TP4578-14MGT-55	9232-0176	327	180.23	7.20
TP4956-14MGT-55	9232-0186	354	195.12	7.60
TP5320-14MGT-55	9232-0191	380	209.45	8.00
TP5740-14MGT-55	9232-0196	410	225.98	8.40
TP6160-14MGT-55	9232-0201	440	242.52	8.80
TP6860-14MGT-55	9232-0206	490	270.08	9.50

### 14mm Pitch — 85mm Wide

Part No.	Product No.	No. of Teeth	Pitch Length (In.)	Wt. Ea. (Lbs.)
TP966-14MGT-85	9232-0102	69	38.03	2.30
TP1190-14MGT-85	9232-0107	85	46.85	2.80
TP1400-14MGT-85	9232-0112	100	55.12	3.20
TP1610-14MGT-85	9232-0117	115	63.38	3.80
TP1778-14MGT-85	9232-0122	127	70.00	4.25
TP1890-14MGT-85	9232-0127	135	74.41	4.50
TP2100-14MGT-85	9232-0132	150	82.67	5.00
TP2310-14MGT-85	9232-0137	165	90.94	5.50
TP2450-14MGT-85	9232-0142	175	96.45	5.80
TP2590-14MGT-85	9232-0147	185	101.96	7.00
TP2800-14MGT-85	9232-0152	200	110.23	6.80

Part No.	Product No.	No. of Teeth	Pitch Length (In.)	Wt. Ea. (Lbs.)
TP3150-14MGT-85	9232-0157	225	124.01	7.70
TP3360-14MGT-85	9232-0182	240	132.28	7.90
TP3500-14MGT-85	9232-0162	250	137.79	8.20
TP3850-14MGT-85	9232-0167	275	151.57	9.20
TP4326-14MGT-85	9232-0172	309	170.31	10.40
TP4578-14MGT-85	9232-0177	327	180.23	10.70
TP4956-14MGT-85	9232-0187	354	195.12	18.22
TP5320-14MGT-85	9232-0192	380	209.45	12.50
TP5740-14MGT-85	9232-0197	410	225.98	13.50
TP6160-14MGT-85	9232-0202	440	242.52	14.50
TP6860-14MGT-85	9232-0207	490	270.08	25.22

### 14mm Pitch — 115mm Wide

Part No.	Product No.	No. of Teeth	Pitch Length (In.)	Wt. Ea. (Lbs.)
TP966-14MGT-115	9232-0103	69	38.03	3.50
TP1190-14MGT-115	9232-0108	85	46.85	4.20
TP1400-14MGT-115	9232-0113	100	55.12	4.80
TP1610-14MGT-115	9232-0118	115	63.38	5.50
TP1778-14MGT-115	9232-0123	127	70.00	8.90
TP1890-14MGT-115	9232-0128	135	74.41	6.40
TP2100-14MGT-115	9232-0133	150	82.67	7.00
TP2310-14MGT-115	9232-0138	165	90.94	7.70
TP2450-14MGT-115	9232-0143	175	96.45	8.20

Part No.	Product No.	No. of Teeth	Pitch Length (In.)	Wt. Ea. (Lbs.)
TP2590-14MGT-115	9232-0148	185	101.96	8.60
TP2800-14MGT-115	9232-0153	200	110.23	9.30
TP3150-14MGT-115	9232-0158	225	124.01	10.60
TP3360-14MGT-115	9232-0183	240	132.28	11.20
TP3500-14MGT-115	9232-0163	250	137.79	17.50
TP3850-14MGT-115	9232-0168	275	151.57	12.70
TP4326-14MGT-115	9232-0173	309	170.31	21.60
TP4578-14MGT-115	9232-0178	327	180.23	15.00

TWIN POWER BELTS





## PowerGrip® GT® 2 Twin Power® Belts

### Product No. Series 9232 (continued)

#### 14mm Pitch — 170mm Wide

Part No.	Product No.	No. of Teeth	Pitch Length (In.)	Wt. Ea. (Lbs.)
TP966-14MGT-170	9232-0104	69	38.03	5.00
TP1190-14MGT-170	9232-0109	85	46.85	6.00
TP1400-14MGT-170	9232-0114	100	55.12	7.00
TP1610-14MGT-170	9232-0119	115	63.38	7.80
TP1778-14MGT-170	9232-0124	127	70.00	8.50
TP1890-14MGT-170	9232-0129	135	74.41	9.00
TP2100-14MGT-170	9232-0134	150	82.67	10.00
TP2310-14MGT-170	9232-0139	165	90.94	10.70
TP2450-14MGT-170	9232-0144	175	96.45	11.40

Part No.	Product No.	No. of Teeth	Pitch Length (In.)	Wt. Ea. (Lbs.)
TP2590-14MGT-170	9232-0149	185	101.96	19.10
TP2800-14MGT-170	9232-0154	200	110.23	20.66
TP3150-14MGT-170	9232-0159	225	124.01	14.50
TP3360-14MGT-170	9232-0184	240	132.28	24.78
TP3500-14MGT-170	9232-0164	250	137.79	25.80
TP3850-14MGT-170	9232-0169	275	151.57	17.50
TP4326-14MGT-170	9232-0174	309	170.31	31.92
TP4578-14MGT-170	9232-0179	327	180.23	20.50





## PowerGrip® HTD® Twin Power® Belts

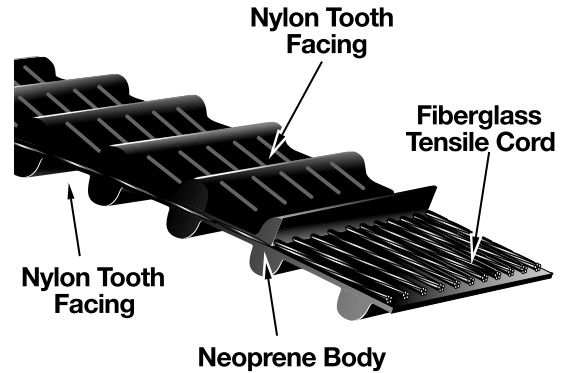
Twin Power® belts have teeth on both sides to provide synchronization from both driving surfaces.

### Markets/Applications

PowerGrip® HTD® Twin Power® belts are suitable for many applications including data storage, hand power tools, postage handling, food processors, office machines, centrifuges money handling, medicine diagnostic, sewing machines, ticket dispensers, robotics, vending machines and vacuum cleaners.

### Features/Advantages

- Gates Twin Power® belts have **nylon facing** on both tooth surfaces providing equal load carrying capabilities on either side of the belt.
- Belt capacity is equal to standard single-sided PowerGrip® HTD® belts.
- **Fiberglass tensile cord** provides high strength, excellent flex life, and high resistance to elongation.
- **Neoprene body** provides protection against grime, grease, oil, and moisture.
- **Nylon tooth facing** provides a durable wear surface for long service life.
- Quieter than roller chain drives and eliminates lubrication and re-tensioning to reduce maintenance and labor.



### Recommended Sprockets

PowerGrip® HTD® Sprockets

### Notes

PowerGrip® HTD® Twin Power® belts in standard widths are Standard/Non-Stock. Minimum order quantities are not required on standard widths.

3M HTD Standard Belt Widths		
Belt Width Code	Belt Width (mm)	Belt Width (In.)
06	6	0.236
09	9	0.354
15	15	0.591

5M HTD Standard Belt Widths		
Belt Width Code	Belt Width (mm)	Belt Width (In.)
09	9	0.354
15	15	0.591
25	25	0.984

PowerGrip® HTD® Twin Power® part numbers are comprised of pitch, pitch length and width. For example; part number TP444-3M-09 denotes "TP" for Twin Power, 444mm pitch length, 3mm pitch and 9mm width.

Belt pitch is the distance in millimeters between two adjacent tooth centers as measured on the pitch line of the belt. Belt pitch length is the total length (circumference) in millimeters as measured along the pitch line. The theoretical pitch line of a PowerGrip® HTD® Twin Power® belt lies within the tensile member.

## Product No. Series 9252

### 3mm Pitch

Part No.	No. of Teeth	Pitch Length (In.)	Pitch Length (mm)
TP381-3M	127	15.00	381
TP396-3M	132	15.59	396
TP399-3M	133	15.71	399
TP405-3M	135	15.94	404
TP411-3M	137	16.18	410
TP417-3M	139	16.42	417
TP420-3M	140	16.54	420
TP426-3M	142	16.77	425
TP432-3M	144	17.01	432
TP435-3M	145	17.13	435
TP438-3M	146	17.24	437
TP447-3M	149	17.60	447
TP468-3M	156	18.43	468
TP471-3M	157	18.54	470
TP474-3M	158	18.66	473
TP480-3M	160	18.90	480
TP486-3M	162	19.13	485
TP489-3M	163	19.25	488
TP492-3M	164	19.37	492

Part No.	No. of Teeth	Pitch Length (In.)	Pitch Length (mm)
TP501-3M	167	19.72	500
TP510-3M	170	20.08	510
TP513-3M	171	20.20	513
TP525-3M	175	20.67	525
TP528-3M	176	20.79	528
TP531-3M	177	20.91	531
TP537-3M	179	21.14	536
TP558-3M	186	21.97	558
TP564-3M	188	22.20	563
TP570-3M	190	22.44	569
TP576-3M	192	22.68	576
TP585-3M	195	23.03	584
TP591-3M	197	23.07	585
TP597-3M	199	23.50	596
TP600-3M	200	23.62	599
TP606-3M	202	23.86	606
TP609-3M	203	23.98	609
TP612-3M	204	24.09	611
TP627-3M	209	24.69	627

Part No.	No. of Teeth	Pitch Length (In.)	Pitch Length (mm)
TP633-3M	211	24.92	632
TP639-3M	213	25.16	639
TP645-3M	215	25.39	644
TP648-3M	216	25.51	647
TP654-3M	218	25.75	657
TP657-3M	219	25.87	662
TP663-3M	221	26.10	669
TP669-3M	223	26.34	669
TP684-3M	228	26.93	684
TP687-3M	229	27.05	687
TP696-3M	232	27.40	695
TP711-3M	237	27.99	710
TP735-3M	245	28.94	735
TP738-3M	246	29.06	738
TP753-3M	251	29.65	753
TP795-3M	265	31.30	795
TP822-3M	274	32.36	821
TP837-3M	279	32.95	836
TP843-3M	281	33.19	843



TWIN POWER BELTS





# PowerGrip® HTD® Twin Power® Belts

## Product No. Series 9252 (continued)

### 3mm Pitch (continued)

Part No.	No. of Teeth	Pitch Length (In.)	Pitch Length (mm)
TP873-3M	291	34.37	873
TP882-3M	294	34.72	881
TP891-3M	297	35.08	891
TP900-3M	300	35.43	899
TP915-3M	305	36.02	914
TP945-3M	315	37.20	944
TP951-3M	317	37.44	950

Part No.	No. of Teeth	Pitch Length (In.)	Pitch Length (mm)
TP981-3M	327	38.62	980
TP1002-3M	334	39.45	1002
TP1026-3M	342	40.39	1025
TP1035-3M	345	40.75	1035
TP1062-3M	354	41.81	1061
TP1125-3M	375	44.29	1124
TP1155-3M	385	45.47	1154

Part No.	No. of Teeth	Pitch Length (In.)	Pitch Length (mm)
TP1191-3M	397	46.89	1191
TP1263-3M	421	49.72	1262
TP1500-3M	500	59.06	1500
TP1512-3M	504	59.53	1512
TP1587-3M	529	62.48	1587
TP1956-3M	652	77.01	1956
TP2004-3M	668	78.90	2004

### 5mm Pitch

Part No.	No. of Teeth	Pitch Length (In.)	Pitch Length (mm)
TP400-5M	80	15.75	400
TP415-5M	83	16.34	415
TP450-5M	90	17.72	450
TP460-5M	92	18.11	460
TP475-5M	95	18.70	475
TP480-5M	96	18.90	480
TP495-5M	99	19.49	495
TP500-5M	100	19.69	500
TP520-5M	104	20.47	520
TP535-5M	107	21.06	535
TP555-5M	111	21.85	555
TP565-5M	113	22.24	565
TP580-5M	116	22.83	580
TP585-5M	117	23.03	585
TP600-5M	120	23.62	600
TP615-5M	123	24.21	615
TP635-5M	127	25.00	635
TP655-5M	131	25.79	655
TP665-5M	133	26.18	665
TP670-5M	134	26.38	671
TP680-5M	136	26.77	680
TP685-5M	137	29.97	761
TP695-5M	139	29.36	746

Part No.	No. of Teeth	Pitch Length (In.)	Pitch Length (mm)
TP710-5M	142	27.95	710
TP740-5M	148	29.13	740
TP745-5M	149	29.33	745
TP765-5M	153	30.12	765
TP790-5M	158	31.10	790
TP800-5M	160	31.50	800
TP830-5M	166	32.68	830
TP835-5M	167	32.87	835
TP850-5M	170	33.46	850
TP870-5M	174	34.25	870
TP890-5M	178	35.04	890
TP925-5M	185	36.42	925
TP950-5M	190	37.40	950
TP975-5M	195	38.39	975
TP985-5M	197	38.78	985
TP1000-5M	200	39.37	1000
TP1050-5M	210	41.34	1050
TP1115-5M	223	43.90	1115
TP1125-5M	225	44.29	1125
TP1195-5M	239	47.05	1195
TP1250-5M	250	49.21	1250
TP1270-5M	254	50.00	1270
TP1295-5M	259	50.98	1295

Part No.	No. of Teeth	Pitch Length (In.)	Pitch Length (mm)
TP1375-5M	275	64.13	1629
TP1420-5M	284	55.91	1420
TP1575-5M	315	62.01	1575
TP1595-5M	319	62.80	1595
TP1635-5M	327	64.37	1635
TP1690-5M	338	66.54	1690
TP1720-5M	344	67.72	1720
TP1790-5M	358	70.47	1790
TP1800-5M	360	70.87	1800
TP1895-5M	379	74.61	1895
TP1945-5M	389	76.57	1945
TP1980-5M	396	77.95	1980
TP2000-5M	400	78.74	2000
TP2110-5M	422	83.07	2110
TP2250-5M	450	88.58	2250
TP2525-5M	505	99.41	2525
TP2760-5M	552	108.66	2760
TP3120-5M	624	122.83	3120
TP3170-5M	634	124.80	3170
TP3430-5M	686	135.04	3430
TP3800-5M	760	149.61	3800

TWIN POWER BELTS





## PowerGrip® Twin Power® Timing Belts

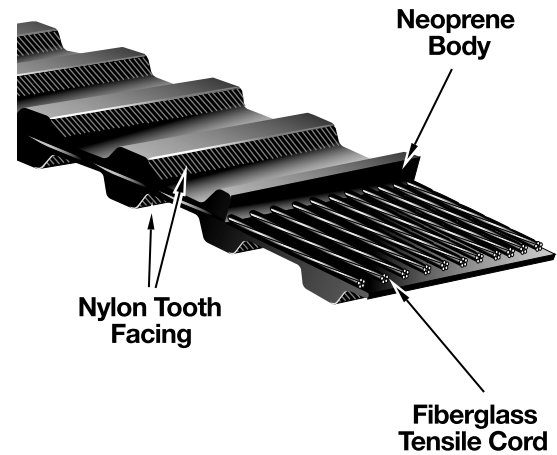
Twin Power belts have teeth on both sides to provide synchronization from both driving surfaces.

### Markets/Applications

PowerGrip Twin Power Timing belts are suitable for all industrial serpentine applications requiring rotation reversal in some driven shafts.

### Features/Advantages

- Gates Twin Power belts have **nylon facing** on both tooth surfaces providing equal load carrying capabilities on either side of belt.
- Belt capacity is equal to standard single-sided PowerGrip Timing belts.
- **Fiberglass tensile cord** provides high strength, excellent flex life, and high resistance to elongation.
- **Neoprene body** provides protection against grime, grease, oil, and moisture.
- Quieter than roller chain drives and eliminates lubrication and re-tensioning to reduce maintenance and labor.



**Recommended Pulleys**—PowerGrip Timing Pulleys

### Notes

Gates PowerGrip Twin Power Timing belt part numbers are comprised of pitch length, pitch and width. TP denotes Twin Power.

**Length** — The length is shown in the first part of the belt designation. The first number is the pitch length in tenths of an inch. A TP300L075 has a 30.0" pitch length.

**Pitch** — The pitch of a PowerGrip Twin Power Timing belt is the distance from center to center of the teeth (in inches). It is shown in the second part of the belt designation by a letter or letters. Part number TP300L075 has a .375" pitch. The letters correspond to pitches as follows:

XL = Extra Light = 0.200" pitch;

L = Light = 0.375" pitch;

H = Heavy = 0.500" pitch.

**Width** — The width is shown in the last part of the belt designation. Part number TP300L075 is .75" wide.

## Product No. Series 9246

### 1/5" Pitch (.200"/XL) — 1/4" Wide

Part No.	Product No.	No. of Teeth	Pitch Length (In.)	Wt. Ea. (Lbs.)
TP126XL025	9246-1169	63	12.60	.01
TP128XL025	9246-1170	64	12.80	.01
TP130XL025	9246-1107	65	13.00	.01
TP132XL025	9246-1171	66	13.20	.01
TP134XL025	9246-1172	67	13.40	.01
TP136XL025	9246-1173	68	13.60	.01
TP138XL025	9246-1174	69	13.80	.01
TP140XL025	9246-1108	70	14.00	.01
TP142XL025	9246-1175	71	14.20	.01
TP144XL025	9246-1176	72	14.40	.01
TP146XL025	9246-1177	73	14.60	.01
TP148XL025	9246-1178	74	14.80	.01
TP150XL025	9246-1109	75	15.00	.01
TP152XL025	9246-1179	76	15.20	.01
TP156XL025	9246-1181	78	15.60	.01
TP158XL025	9246-1182	79	15.80	.01
TP160XL025	9246-1110	80	16.00	.01
TP162XL025	9246-1183	81	16.20	.01
TP166XL025	9246-1185	83	16.60	.01
TP168XL025	9246-1186	84	16.80	.01
TP170XL025	9246-1111	85	17.00	.02
TP172XL025	9246-1187	86	17.20	.02
TP174XL025	9246-1188	87	17.40	.02
TP176XL025	9246-1189	88	17.60	.02
TP178XL025	9246-1190	89	17.80	.02
TP180XL025	9246-1112	90	18.00	.03

Part No.	Product No.	No. of Teeth	Pitch Length (In.)	Wt. Ea. (Lbs.)
TP182XL025	9246-1191	91	18.20	.03
TP184XL025	9246-1192	92	18.40	.03
TP186XL025	9246-1193	93	18.60	.03
TP188XL025	9246-1194	94	18.80	.03
TP190XL025	9246-1113	95	19.00	.03
TP192XL025	9246-1195	96	19.20	.03
TP200XL025	9246-1114	100	20.00	.03
TP202XL025	9246-1197	101	20.20	.03
TP204XL025	9246-1198	102	20.40	.03
TP206XL025	9246-1199	103	20.60	.03
TP210XL025	9246-1115	105	21.00	.03
TP212XL025	9246-8100	106	21.20	.03
TP214XL025	9246-8101	107	21.40	.03
TP218XL025	9246-8102	109	21.80	.03
TP220XL025	9246-1116	110	22.00	.03
TP222XL025	9246-8103	111	22.20	.03
TP226XL025	9246-8104	113	22.60	.03
TP228XL025	9246-8105	114	22.80	.03
TP230XL025	9246-1117	115	23.00	.03
TP232XL025	9246-8106	116	23.20	.03
TP234XL025	9246-8107	117	23.40	.03
TP236XL025	9246-8108	118	23.60	.03
TP240XL025	9246-1118	120	24.00	.03
TP244XL025	9246-8109	122	24.40	.03
TP246XL025	9246-8110	123	24.60	.03
TP250XL025	9246-1119	125	25.00	.03

TWIN POWER BELTS





# PowerGrip® Twin Power® Timing Belts

## Product No. Series 9246 (continued)

### 1/5" Pitch (.200"/XL) — 1/4" Wide (continued)

Part No.	Product No.	No. of Teeth	Pitch Length (In.)	Wt. Ea. (Lbs.)
TP254XL025	9246-8111	127	25.40	.03
TP258XL025	9246-8112	129	25.80	.03
TP260XL025	9246-1120	130	26.00	.03
TP262XL025	9246-8113	131	26.20	.03
TP264XL025	9246-8114	132	26.40	.03
TP266XL025	9246-8115	133	26.60	.03
TP268XL025	9246-8116	134	26.80	.03
TP274XL025	9246-8117	137	27.40	.03
TP280XL025	9246-1122	140	28.00	.03
TP286XL025	9246-8118	143	28.60	.03
TP290XL025	9246-1123	145	29.00	.04
TP296XL025	9246-8119	148	29.60	.04
TP300XL025	9246-1124	150	30.00	.04
TP306XL025	9246-8120	153	30.60	.04
TP310XL025	9246-1125	155	31.00	.04
TP316XL025	9246-8121	158	31.60	.04
TP320XL025	9246-8122	160	32.00	.04
TP322XL025	9246-8123	161	32.20	.04
TP330XL025	9246-1126	165	33.00	.04
TP338XL025	9246-8124	169	33.80	.04
TP340XL025	9246-1128	170	34.00	.05
TP344XL025	9246-8125	172	34.40	.05
TP348XL025	9246-8126	174	34.80	.05
TP350XL025	9246-1127	175	35.00	.05
TP352XL025	9246-8146	176	35.20	.05
TP362XL025	9246-8127	181	36.20	.05
TP370XL025	9246-1129	185	37.00	.05
TP380XL025	9246-1130	190	38.00	.05

Part No.	Product No.	No. of Teeth	Pitch Length (In.)	Wt. Ea. (Lbs.)
TP384XL025	9246-8128	192	38.40	.05
TP390XL025	9246-1131	195	39.00	.05
TP400XL025	9246-1132	200	40.00	.06
TP412XL025	9246-8129	206	41.20	.06
TP420XL025	9246-1133	210	42.00	.06
TP424XL025	9246-8130	212	42.40	.06
TP432XL025	9246-8131	216	43.20	.06
TP438XL025	9246-8132	219	43.80	.06
TP444XL025	9246-8133	222	44.40	.06
TP450XL025	9246-1134	225	45.00	.06
TP454XL025	9246-8134	227	45.40	.07
TP460XL025	9246-1135	230	46.00	.07
TP468XL025	9246-8135	234	46.80	.07
TP480XL025	9246-1136	240	48.00	.08
TP492XL025	9246-8136	246	49.20	.08
TP498XL025	9246-8137	249	49.80	.08
TP500XL025	9246-1137	250	50.00	.08
TP506XL025	9246-8138	253	50.60	.08
TP524XL025	9246-8139	262	52.40	.08
TP570XL025	9246-1138	285	57.00	.08
TP580XL025	9246-8140	290	58.00	.09
TP592XL025	9246-8141	296	59.20	.09
TP612XL025	9246-8142	306	61.20	.09
TP630XL025	9246-1139	315	63.00	.09
TP672XL025	9246-8143	336	67.20	.10
TP690XL025	9246-8147	345	69.00	.10
TP770XL025	9246-1140	385	77.00	.12
TP850XL025	9246-8145	425	85.00	.14

### 1/5" Pitch (.200"/XL) — 3/8" Wide

Part No.	Product No.	No. of Teeth	Pitch Length (In.)	Wt. Ea. (Lbs.)
TP126XL037	9246-1369	63	12.60	.02
TP128XL037	9246-1370	64	12.80	.02
TP130XL037	9246-1307	65	13.00	.02
TP132XL037	9246-1371	66	13.20	.02
TP134XL037	9246-1372	67	13.40	.02
TP136XL037	9246-1373	68	13.60	.02
TP138XL037	9246-1374	69	13.80	.02
TP140XL037	9246-1308	70	14.00	.02
TP142XL037	9246-1375	71	14.20	.02
TP144XL037	9246-1376	72	14.40	.02
TP146XL037	9246-1377	73	14.60	.02
TP148XL037	9246-1378	74	14.80	.02
TP150XL037	9246-1309	75	15.00	.02
TP152XL037	9246-1379	76	15.20	.02
TP156XL037	9246-1381	78	15.60	.02
TP158XL037	9246-1382	79	15.80	.02
TP160XL037	9246-1310	80	16.00	.02
TP162XL037	9246-1383	81	16.20	.02
TP166XL037	9246-1385	83	16.60	.02
TP168XL037	9246-1386	84	16.80	.02
TP170XL037	9246-1311	85	17.00	.03
TP172XL037	9246-1387	86	17.20	.03
TP174XL037	9246-1388	87	17.40	.03
TP176XL037	9246-1389	88	17.60	.03
TP178XL037	9246-1390	89	17.80	.03
TP180XL037	9246-1312	90	18.00	.03
TP182XL037	9246-1391	91	18.20	.03
TP184XL037	9246-1392	92	18.40	.03

Part No.	Product No.	No. of Teeth	Pitch Length (In.)	Wt. Ea. (Lbs.)
TP186XL037	9246-1393	93	18.60	.03
TP188XL037	9246-1394	94	18.80	.04
TP190XL037	9246-1313	95	19.00	.04
TP192XL037	9246-1395	96	19.20	.04
TP200XL037	9246-1314	100	20.00	.04
TP202XL037	9246-1397	101	20.20	.04
TP204XL037	9246-1398	102	20.40	.04
TP206XL037	9246-1399	103	20.60	.04
TP210XL037	9246-1315	105	21.00	.04
TP212XL037	9246-8300	106	21.20	.04
TP214XL037	9246-8301	107	21.40	.04
TP218XL037	9246-8302	109	21.80	.04
TP220XL037	9246-1316	110	22.00	.04
TP222XL037	9246-8303	111	22.20	.04
TP226XL037	9246-8304	113	22.60	.04
TP228XL037	9246-8305	114	22.80	.04
TP230XL037	9246-1317	115	23.00	.04
TP232XL037	9246-8306	116	23.20	.04
TP234XL037	9246-8307	117	23.40	.05
TP236XL037	9246-8308	118	23.60	.05
TP240XL037	9246-1318	120	24.00	.05
TP244XL037	9246-8309	122	24.40	.05
TP246XL037	9246-8310	123	24.60	.05
TP250XL037	9246-1319	125	25.00	.05
TP254XL037	9246-8311	127	25.40	.05
TP258XL037	9246-8312	129	25.80	.05
TP260XL037	9246-1320	130	26.00	.05
TP262XL037	9246-8313	131	26.20	.05

TWIN POWER BELTS





## PowerGrip® Twin Power® Timing Belts

### Product No. Series 9246 (continued)

#### 1/5" Pitch (.200"/XL) — 3/8" Wide (continued)

Part No.	Product No.	No. of Teeth	Pitch Length (In.)	Wt. Ea. (Lbs.)
TP264XL037	9246-8314	132	26.40	.05
TP266XL037	9246-8315	133	26.60	.05
TP268XL037	9246-8316	134	26.80	.05
TP274XL037	9246-8317	137	27.40	.05
TP280XL037	9246-1322	140	28.00	.05
TP286XL037	9246-8318	143	28.60	.05
TP290XL037	9246-1323	145	29.00	.06
TP296XL037	9246-8319	148	29.60	.06
TP300XL037	9246-1324	150	30.00	.06
TP306XL037	9246-8320	153	30.60	.06
TP310XL037	9246-1325	155	31.00	.06
TP316XL037	9246-8321	158	31.60	.06
TP320XL037	9246-8322	160	32.00	.06
TP322XL037	9246-8323	161	32.20	.06
TP330XL037	9246-1326	165	33.00	.06
TP338XL037	9246-8324	169	33.80	.06
TP340XL037	9246-1328	170	34.00	.06
TP344XL037	9246-8325	172	34.40	.06
TP348XL037	9246-8326	174	34.80	.06
TP350XL037	9246-1327	175	35.00	.06
TP352XL037	9246-8346	176	35.20	.06
TP362XL037	9246-8327	181	36.20	.06
TP370XL037	9246-1329	185	37.00	.07
TP380XL037	9246-1330	190	38.00	.07
TP384XL037	9246-8328	192	38.40	.07
TP390XL037	9246-1331	195	39.00	.07

Part No.	Product No.	No. of Teeth	Pitch Length (In.)	Wt. Ea. (Lbs.)
TP400XL037	9246-1332	200	40.00	.07
TP412XL037	9246-8329	206	41.20	.08
TP420XL037	9246-1333	210	42.00	.08
TP424XL037	9246-8330	212	42.40	.08
TP432XL037	9246-8331	216	43.20	.08
TP438XL037	9246-8332	219	43.80	.08
TP444XL037	9246-8333	222	44.40	.09
TP450XL037	9246-1334	225	45.00	.09
TP454XL037	9246-8334	227	45.40	.09
TP460XL037	9246-1335	230	46.00	.09
TP468XL037	9246-8335	234	46.80	.09
TP480XL037	9246-1336	240	48.00	.09
TP492XL037	9246-8336	246	49.20	.10
TP498XL037	9246-8337	249	49.80	.10
TP500XL037	9246-1337	250	50.00	.10
TP506XL037	9246-8338	253	50.60	.10
TP524XL037	9246-8339	262	52.40	.11
TP570XL037	9246-1338	285	57.00	.11
TP580XL037	9246-8340	290	58.00	.12
TP592XL037	9246-8341	296	59.20	.12
TP612XL037	9246-8342	306	61.20	.12
TP630XL037	9246-1339	315	63.00	.13
TP672XL037	9246-8343	336	67.20	.13
TP690XL037	9246-8347	345	69.00	.14
TP770XL037	9246-1340	385	77.00	.15
TP850XL037	9246-8345	425	85.00	.17

#### 3/8" Pitch (.375"/L) — 1/2" Wide

Part No.	Product No.	No. of Teeth	Pitch Length (In.)	Wt. Ea. (Lbs.)
TP150L050	9246-2101	40	15.00	.05
TP154L050	9246-2127	41	15.38	.05
TP158L050	9246-2128	42	15.75	.05
TP165L050	9246-2121	44	16.50	.05
TP173L050	9246-2129	46	17.25	.06
TP176L050	9246-7133	47	17.63	.06
TP187L050	9246-2102	50	18.75	.06
TP195L050	9246-2122	52	19.50	.06
TP199L050	9246-7134	53	19.88	.06
TP210L050	9246-2103	56	21.00	.07
TP218L050	9246-7136	58	21.75	.07
TP225L050	9246-2104	60	22.50	.07
TP240L050	9246-2105	64	24.00	.71
TP248L050	9246-7137	66	24.75	.08
TP255L050	9246-2106	68	25.50	.09
TP263L050	9246-7138	70	26.25	.09
TP270L050	9246-2107	72	27.00	.08
TP285L050	9246-2108	76	28.50	.01
TP300L050	9246-2109	80	30.00	.11

Part No.	Product No.	No. of Teeth	Pitch Length (In.)	Wt. Ea. (Lbs.)
TP315L050	9246-2123	84	31.50	.10
TP322L050	9246-2110	86	32.25	.12
TP345L050	9246-2111	92	34.50	.10
TP367L050	9246-2112	98	36.75	.13
TP375L050	9246-7139	100	37.50	.12
TP390L050	9246-2113	104	39.00	.12
TP420L050	9246-2114	112	42.00	.13
TP446L050	9246-7140	119	44.63	.15
TP450L050	9246-2115	120	45.00	.16
TP480L050	9246-2116	128	48.00	.14
TP510L050	9246-2117	136	51.00	.17
TP540L050	9246-2118	144	54.00	.16
TP566L050	9246-7141	151	56.63	.17
TP600L050	9246-2119	160	60.00	.18
TP660L050	9246-2120	176	66.00	.20
TP817L050	9246-2125	218	81.75	.24
TP900L050	9246-2126	240	90.00	.26
TP945L050	9246-7148	252	94.50	.27

#### 3/8" Pitch (.375"/L) — 3/4" Wide

Part No.	Product No.	No. of Teeth	Pitch Length (In.)	Wt. Ea. (Lbs.)
TP150L075	9246-2201	40	15.00	.08
TP154L075	9246-2227	41	15.38	.08
TP158L075	9246-2228	42	15.75	.08
TP165L075	9246-2221	44	16.50	.08
TP173L075	9246-2229	46	17.25	.09
TP176L075	9246-7223	47	17.63	.09

Part No.	Product No.	No. of Teeth	Pitch Length (In.)	Wt. Ea. (Lbs.)
TP187L075	9246-2202	50	18.75	.09
TP195L075	9246-2222	52	19.50	.10
TP199L075	9246-7234	53	19.88	.10
TP210L075	9246-2203	56	21.00	.10
TP218L075	9246-7236	58	21.75	.11
TP225L075	9246-2204	60	22.50	.13

TWIN POWER BELTS





## PowerGrip® Twin Power® Timing Belts

### Product No. Series 9246 (continued)

#### 3/8" Pitch (.375"/L) — 3/4" Wide (continued)

Part No.	Product No.	No. of Teeth	Pitch Length (In.)	Wt. Ea. (Lbs.)
TP240L075	9246-2205	64	24.00	.12
TP248L075	9246-7237	66	24.75	.13
TP255L075	9246-2206	68	25.50	.12
TP263L075	9246-7238	70	26.25	.13
TP270L075	9246-2207	72	27.00	.13
TP285L075	9246-2208	76	28.50	.16
TP300L075	9246-2209	80	30.00	.17
TP315L075	9246-2223	84	31.50	.15
TP322L075	9246-2210	86	32.25	.15
TP345L075	9246-2211	92	34.50	.17
TP367L075	9246-2212	98	36.75	.18
TP375L075	9246-7239	100	37.50	.21
TP390L075	9246-2213	104	39.00	.19

Part No.	Product No.	No. of Teeth	Pitch Length (In.)	Wt. Ea. (Lbs.)
TP420L075	9246-2214	112	42.00	.20
TP446L075	9246-7240	119	44.63	.21
TP450L075	9246-2215	120	45.00	.21
TP480L075	9246-2216	128	48.00	.23
TP510L075	9246-2217	136	51.00	.24
TP540L075	9246-2218	144	54.00	.25
TP566L075	9246-7241	151	56.63	.27
TP600L075	9246-2219	160	60.00	.28
TP660L075	9246-2220	176	66.00	.31
TP817L075	9246-2225	218	81.75	.38
TP900L075	9246-2226	240	90.00	.42
TP945L075	9246-7248	252	94.50	.44

#### 3/8" Pitch (.375"/L) — 1" Wide

Part No.	Product No.	No. of Teeth	Pitch Length (In.)	Wt. Ea. (Lbs.)
TP150L100	9246-2301	40	15.00	.02
TP154L100	9246-2327	41	15.38	.02
TP158L100	9246-2328	42	15.75	.03
TP165L100	9246-2321	44	16.50	.04
TP173L100	9246-2329	46	17.25	.05
TP176L100	9246-7333	47	17.63	.07
TP187L100	9246-2302	50	18.75	.08
TP195L100	9246-2322	52	19.50	.10
TP199L100	9246-7334	53	19.88	.10
TP210L100	9246-2303	56	21.00	.12
TP218L100	9246-7336	58	21.75	.13
TP225L100	9246-2304	60	22.50	.15
TP240L100	9246-2305	64	24.00	.16
TP248L100	9246-7337	66	24.75	.17
TP255L100	9246-2306	68	25.50	.18
TP263L100	9246-7338	70	26.25	.20
TP270L100	9246-2307	72	27.00	.20
TP285L100	9246-2308	76	28.50	.22
TP300L100	9246-2309	80	30.00	.23

Part No.	Product No.	No. of Teeth	Pitch Length (In.)	Wt. Ea. (Lbs.)
TP315L100	9246-2323	84	31.50	.24
TP322L100	9246-2310	86	32.25	.25
TP345L100	9246-2311	92	34.50	.26
TP367L100	9246-2312	98	36.75	.27
TP375L100	9246-7339	100	37.50	.28
TP390L100	9246-2313	104	39.00	.29
TP420L100	9246-2314	112	42.00	.30
TP446L100	9246-7340	119	44.63	.31
TP450L100	9246-2315	120	45.00	.32
TP480L100	9246-2316	128	48.00	.33
TP510L100	9246-2317	136	51.00	.34
TP540L100	9246-2318	144	54.00	.35
TP566L100	9246-7341	151	56.63	.36
TP600L100	9246-2319	160	60.00	.39
TP660L100	9246-2320	176	66.00	.41
TP817L100	9246-2325	218	81.75	.44
TP900L100	9246-2326	240	90.00	.45
TP945L100	9246-7348	252	94.50	.47

#### 1/2" Pitch (.500"/H) — 3/4" Wide

Part No.	Product No.	No. of Teeth	Pitch Length (In.)	Wt. Ea. (Lbs.)
TP210H075	9246-3125	42	21.00	.15
TP220H075	9246-3126	44	22.00	.16
TP225H075	9246-3145	45	22.50	.16
TP230H075	9246-3127	46	23.00	.16
TP240H075	9246-3100	48	24.00	.17
TP270H075	9246-3101	54	27.00	.17
TP300H075	9246-3102	60	30.00	.18
TP310H075	9246-3103	62	31.00	.18
TP315H075	9246-3147	63	31.50	.18
TP320H075	9246-3128	64	32.00	.18
TP330H075	9246-3124	66	33.00	.19
TP340H075	9246-3129	68	34.00	.19
TP350H075	9246-3130	70	35.00	.20
TP360H075	9246-3104	72	36.00	.20
TP370H075	9246-3131	74	37.00	.21
TP390H075	9246-3105	78	39.00	.22
TP400H075	9246-3132	80	40.00	.22
TP410H075	9246-3133	82	41.00	.22
TP415H075	9246-3148	83	41.50	.22

Part No.	Product No.	No. of Teeth	Pitch Length (In.)	Wt. Ea. (Lbs.)
TP420H075	9246-3106	84	42.00	.22
TP445H075	9246-3149	89	44.50	.23
TP450H075	9246-3107	90	45.00	.23
TP455H075	9246-8150	91	45.50	.24
TP465H075	9246-8151	93	46.50	.25
TP480H075	9246-3108	96	48.00	.25
TP490H075	9246-3134	98	49.00	.25
TP495H075	9246-8152	99	49.50	.26
TP510H075	9246-3109	102	51.00	.25
TP525H075	9246-8153	105	52.50	.26
TP540H075	9246-3110	108	54.00	.27
TP555H075	9246-8154	111	55.50	.28
TP560H075	9246-3135	112	56.00	.28
TP570H075	9246-3111	114	57.00	.28
TP585H075	9246-3136	117	58.50	.28
TP600H075	9246-3112	120	60.00	.29
TP605H075	9246-8155	121	60.50	.29
TP630H075	9246-3113	126	63.00	.30
TP645H075	9246-3137	129	64.50	.31

TWIN POWER BELTS





## PowerGrip® Twin Power® Timing Belts

### Product No. Series 9246 (continued)

#### 1/2" Pitch (.500"/H) — 3/4" Wide (continued)

Part No.	Product No.	No. of Teeth	Pitch Length (In.)	Wt. Ea. (Lbs.)
TP655H075	9246-8156	131	65.50	.31
TP660H075	9246-3114	132	66.00	.31
TP700H075	9246-3115	140	70.00	.33
TP730H075	9246-3138	146	73.00	.34
TP750H075	9246-3116	150	75.00	.35
TP775H075	9246-8158	155	77.50	.35
TP780H075	9246-3139	156	78.00	.36
TP800H075	9246-3117	160	80.00	.35
TP820H075	9246-3140	164	82.00	.37
TP840H075	9246-3141	168	84.00	.38
TP850H075	9246-3118	170	85.00	.38
TP900H075	9246-3119	180	90.00	.40
TP960H075	9246-3142	192	96.00	.42
TP1000H075	9246-3120	200	100.00	.44

Part No.	Product No.	No. of Teeth	Pitch Length (In.)	Wt. Ea. (Lbs.)
TP1100H075	9246-3121	220	110.00	.48
TP1140H075	9246-3143	228	114.00	.49
TP1180H075	9246-8161	236	118.00	.50
TP1250H075	9246-3122	250	125.00	.54
TP1400H075	9246-3123	280	140.00	.58
TP1510H075	9246-8165	302	151.00	.63
TP1550H075	9246-3144	310	155.00	.64
TP1645H075	9246-8166	329	164.50	.68
TP1680H075	9246-8167	336	168.00	.69
TP1700H075	9246-3146	340	170.00	.70
TP2090H075	9246-8168	418	209.00	1.52
TP2100H075	9246-8169	420	210.00	.84
TP2120H075	9246-8170	424	212.00	.85
TP2330H075	9246-8171	466	233.00	.92

#### 1/2" Pitch (.500"/H) — 1" Wide

Part No.	Product No.	No. of Teeth	Pitch Length (In.)	Wt. Ea. (Lbs.)
TP210H100	9246-3225	42	21.00	.15
TP220H100	9246-3226	44	22.00	.16
TP225H100	9246-3245	45	22.50	.16
TP230H100	9246-3227	46	23.00	.17
TP240H100	9246-3200	48	24.00	.17
TP270H100	9246-3201	54	27.00	.18
TP300H100	9246-3202	60	30.00	.20
TP315H100	9246-3247	63	31.50	.23
TP320H100	9246-3228	64	32.00	.22
TP330H100	9246-3224	66	33.00	.23
TP340H100	9246-3229	68	34.00	.24
TP350H100	9246-3230	70	35.00	.25
TP360H100	9246-3204	72	36.00	.25
TP370H100	9246-3231	74	37.00	.26
TP390H100	9246-3205	78	39.00	.27
TP400H100	9246-3232	80	40.00	.28
TP410H100	9246-3233	82	41.00	.28
TP415H100	9246-3248	83	41.50	.29
TP420H100	9246-3206	84	42.00	.30
TP445H100	9246-3249	89	44.50	.32
TP450H100	9246-3207	90	45.00	.32
TP455H100	9246-8250	91	45.50	.32
TP465H100	9246-8251	93	46.50	.32
TP480H100	9246-3208	96	48.00	.33
TP490H100	9246-3234	98	49.00	.34
TP495H100	9246-8252	99	49.50	.34
TP510H100	9246-3209	102	51.00	.36
TP525H100	9246-8253	105	52.50	.36
TP540H100	9246-3210	108	54.00	.37
TP555H100	9246-8254	111	55.50	.38
TP560H100	9246-3235	112	56.00	.56
TP570H100	9246-3211	114	57.00	.39
TP585H100	9246-3236	117	58.50	.41

Part No.	Product No.	No. of Teeth	Pitch Length (In.)	Wt. Ea. (Lbs.)
TP600H100	9246-3212	120	60.00	.41
TP605H100	9246-8255	121	60.50	.42
TP630H100	9246-3213	126	63.00	.45
TP645H100	9246-3237	129	64.50	.45
TP655H100	9246-8256	131	65.50	.46
TP660H100	9246-3214	132	66.00	.46
TP700H100	9246-3215	140	70.00	.47
TP730H100	9246-3238	146	73.00	.50
TP750H100	9246-3216	150	75.00	.52
TP775H100	9246-8258	155	77.50	.53
TP780H100	9246-3239	156	78.00	.54
TP800H100	9246-3217	160	80.00	.55
TP820H100	9246-3240	164	82.00	.56
TP840H100	9246-3241	168	84.00	.58
TP850H100	9246-3218	170	85.00	.58
TP900H100	9246-3219	180	90.00	.62
TP960H100	9246-3242	192	96.00	.66
TP1000H100	9246-3220	200	100.00	.68
TP1100H100	9246-3221	220	110.00	.75
TP1140H100	9246-3243	228	114.00	.77
TP1180H100	9246-8261	236	118.00	.80
TP1250H100	9246-3222	250	125.00	.85
TP1400H100	9246-3223	280	140.00	.95
TP1510H100	9246-8265	302	151.00	1.03
TP1550H100	9246-3244	310	155.00	1.05
TP1645H100	9246-8266	329	164.50	1.12
TP1680H100	9246-8267	336	168.00	1.15
TP1700H100	9246-3246	340	170.00	1.16
TP2090H100	9246-8268	418	209.00	2.08
TP2100H100	9246-8269	420	210.00	1.42
TP2120H100	9246-8270	424	212.00	1.45
TP2330H100	9246-8271	466	233.00	1.60

TWIN POWER BELTS

#### 1/2" Pitch (.500"/H) — 1 1/2" Wide

Part No.	Product No.	No. of Teeth	Pitch Length (In.)	Wt. Ea. (Lbs.)
TP210H150	9246-3325	42	21.00	.33
TP220H150	9246-3326	44	22.00	.35
TP225H150	9246-3345	45	22.50	.36
TP230H150	9246-3327	46	23.00	.37

Part No.	Product No.	No. of Teeth	Pitch Length (In.)	Wt. Ea. (Lbs.)
TP240H150	9246-3300	48	24.00	.38
TP270H150	9246-3301	54	27.00	.40
TP300H150	9246-3302	60	30.00	.42
TP310H150	9246-3303	62	31.00	.43





# PowerGrip® Twin Power® Timing Belts

## Product No. Series 9246 (continued)

### 1/2" Pitch (.500"/H) — 1 1/2" Wide (continued)

Part No.	Product No.	No. of Teeth	Pitch Length (In.)	Wt. Ea. (Lbs.)
TP315H150	9246-3347	63	31.50	.43
TP320H150	9246-3328	64	32.00	.44
TP330H150	9246-3324	66	33.00	.45
TP340H150	9246-3329	68	34.00	.46
TP350H150	9246-3330	70	35.00	.56
TP360H150	9246-3304	72	36.00	.47
TP370H150	9246-3331	74	37.00	.47
TP390H150	9246-3305	78	39.00	.50
TP400H150	9246-3332	80	40.00	.51
TP410H150	9246-3333	82	41.00	.53
TP415H150	9246-3348	83	41.50	.53
TP420H150	9246-3306	84	42.00	.54
TP445H150	9246-3349	89	44.50	.55
TP450H150	9246-3307	90	45.00	.56
TP455H150	9246-8350	91	45.50	.56
TP465H150	9246-8351	93	46.50	.56
TP480H150	9246-3308	96	48.00	.58
TP490H150	9246-3334	98	49.00	.61
TP495H150	9246-8352	99	49.50	.60
TP510H150	9246-3309	102	51.00	.62
TP525H150	9246-8353	105	52.50	.63
TP540H150	9246-3310	108	54.00	.65
TP555H150	9246-8354	111	55.50	.66
TP560H150	9246-3335	112	56.00	.66
TP570H150	9246-3311	114	57.00	.68
TP585H150	9246-3336	117	58.50	.68
TP600H150	9246-3312	120	60.00	.74
TP605H150	9246-8355	121	60.50	.71
TP630H150	9246-3313	126	63.00	.73

Part No.	Product No.	No. of Teeth	Pitch Length (In.)	Wt. Ea. (Lbs.)
TP645H150	9246-3337	129	64.50	.74
TP655H150	9246-8356	131	65.50	.74
TP660H150	9246-3314	132	66.00	.76
TP700H150	9246-3315	140	70.00	.80
TP730H150	9246-3338	146	73.00	.83
TP750H150	9246-3316	150	75.00	.84
TP775H150	9246-8358	155	77.50	.86
TP780H150	9246-3339	156	78.00	.86
TP800H150	9246-3317	160	80.00	.89
TP820H150	9246-3340	164	82.00	.90
TP840H150	9246-3341	168	84.00	.95
TP850H150	9246-3318	170	85.00	.95
TP900H150	9246-3319	180	90.00	.97
TP960H150	9246-3342	192	96.00	1.04
TP1000H150	9246-3320	200	100.00	1.08
TP1100H150	9246-3321	220	110.00	1.14
TP1140H150	9246-3343	228	114.00	1.20
TP1180H150	9246-8361	236	118.00	1.25
TP1250H150	9246-3322	250	125.00	1.30
TP1400H150	9246-3323	280	140.00	1.45
TP1510H150	9246-8365	302	151.00	1.53
TP1550H150	9246-3344	310	155.00	1.58
TP1645H150	9246-8366	329	164.50	1.68
TP1680H150	9246-8367	336	168.00	1.70
TP1700H150	9246-3346	340	170.00	1.72
TP2090H150	9246-8368	418	209.00	1.55
TP2100H150	9246-8369	420	210.00	2.10
TP2120H150	9246-8370	424	212.00	2.12
TP2330H150	9246-8371	466	233.00	2.30

### 1/2" Pitch (.500"/H) — 2" Wide

Part No.	Product No.	No. of Teeth	Pitch Length (In.)	Wt. Ea. (Lbs.)
TP210H200	9246-3425	42	21.00	.43
TP220H200	9246-3426	44	22.00	.45
TP225H200	9246-3445	45	22.50	.46
TP230H200	9246-3427	46	23.00	.47
TP240H200	9246-3400	48	24.00	.49
TP270H200	9246-3401	54	27.00	.57
TP300H200	9246-3402	60	30.00	.61
TP310H200	9246-3403	62	31.00	.63
TP315H200	9246-3447	63	31.50	.64
TP320H200	9246-3428	64	32.00	.66
TP330H200	9246-3424	66	33.00	.68
TP340H200	9246-3429	68	34.00	.69
TP350H200	9246-3430	70	35.00	.70
TP360H200	9246-3404	72	36.00	.72
TP370H200	9246-3431	74	37.00	.75
TP390H200	9246-3405	78	39.00	.79
TP400H200	9246-3432	80	40.00	.80
TP410H200	9246-3433	82	41.00	.83
TP415H200	9246-3448	83	41.50	.84
TP420H200	9246-3406	84	42.00	.85
TP445H200	9246-3449	89	44.50	.90
TP450H200	9246-3407	90	45.00	.91
TP455H200	9246-8450	91	45.50	.92
TP465H200	9246-8451	93	46.50	.94
TP480H200	9246-3408	96	48.00	.98
TP490H200	9246-3434	98	49.00	.99
TP495H200	9246-8452	99	49.50	1.00

Part No.	Product No.	No. of Teeth	Pitch Length (In.)	Wt. Ea. (Lbs.)
TP510H200	9246-3409	102	51.00	1.00
TP525H200	9246-8453	105	52.50	1.06
TP540H200	9246-3410	108	54.00	1.09
TP555H200	9246-8454	111	55.50	1.12
TP560H200	9246-3435	112	56.00	1.13
TP570H200	9246-3411	114	57.00	1.16
TP585H200	9246-3436	117	58.50	1.18
TP600H200	9246-3412	120	60.00	1.21
TP605H200	9246-8455	121	60.50	1.22
TP630H200	9246-3413	126	63.00	1.27
TP645H200	9246-3437	129	64.50	1.29
TP655H200	9246-8456	131	65.50	1.32
TP660H200	9246-3414	132	66.00	1.33
TP700H200	9246-3415	140	70.00	1.40
TP730H200	9246-3438	146	73.00	1.47
TP750H200	9246-3416	150	75.00	1.52
TP775H200	9246-8458	155	77.50	1.56
TP780H200	9246-3439	156	78.00	1.57
TP800H200	9246-3417	160	80.00	1.62
TP820H200	9246-3440	164	82.00	1.65
TP840H200	9246-3441	168	84.00	1.69
TP850H200	9246-3418	170	85.00	1.72
TP900H200	9246-3419	180	90.00	1.82
TP960H200	9246-3442	192	96.00	1.94
TP1000H200	9246-3420	200	100.00	2.00
TP1100H200	9246-3421	220	110.00	2.20
TP1140H200	9246-3443	228	114.00	2.30

TWIN POWER BELTS





## PowerGrip® Twin Power® Timing Belts

### Product No. Series 9246 (continued)

#### 1/2" Pitch (.500"/H) — 2" Wide (continued)

Part No.	Product No.	No. of Teeth	Pitch Length (In.)	Wt. Ea. (Lbs.)
TP1180H200	9246-8461	236	118.00	2.38
TP1250H200	9246-3422	250	125.00	2.52
TP1400H200	9246-3423	280	140.00	2.82
TP1510H200	9246-8465	302	151.00	3.04
TP1550H200	9246-3444	310	155.00	3.12
TP1645H200	9246-8466	329	164.50	3.31

Part No.	Product No.	No. of Teeth	Pitch Length (In.)	Wt. Ea. (Lbs.)
TP1680H200	9246-8467	336	168.00	3.38
TP1700H200	9246-3446	340	170.00	3.42
TP2090H200	9246-8468	418	209.00	4.20
TP2100H200	9246-8469	420	210.00	4.22
TP2120H200	9246-8470	424	212.00	4.26
TP2330H200	9246-8471	466	233.00	4.68

#### 1/2" Pitch (.500"/H) — 3" Wide

Part No.	Product No.	No. of Teeth	Pitch Length (In.)	Wt. Ea. (Lbs.)
TP210H300	9246-3525	42	21.00	.66
TP220H300	9246-3526	44	22.00	.69
TP225H300	9246-3545	45	22.50	.71
TP230H300	9246-3527	46	23.00	.73
TP240H300	9246-3500	48	24.00	.75
TP270H300	9246-3501	54	27.00	.82
TP300H300	9246-3502	60	30.00	.91
TP310H300	9246-3503	62	31.00	.94
TP315H300	9246-3547	63	31.50	.95
TP320H300	9246-3528	64	32.00	.96
TP330H300	9246-3524	66	33.00	.98
TP340H300	9246-3529	68	34.00	1.01
TP350H300	9246-3530	70	35.00	1.04
TP360H300	9246-3504	72	36.00	1.09
TP370H300	9246-3531	74	37.00	1.14
TP390H300	9246-3505	78	39.00	1.18
TP400H300	9246-3532	80	40.00	1.23
TP410H300	9246-3533	82	41.00	1.25
TP415H300	9246-3548	83	41.50	1.26
TP420H300	9246-3506	84	42.00	1.27
TP445H300	9246-3549	89	44.50	1.36
TP450H300	9246-3507	90	45.00	1.37
TP455H300	9246-8550	91	45.50	1.39
TP465H300	9246-8551	93	46.50	1.42
TP480H300	9246-3508	96	48.00	1.46
TP490H300	9246-3534	98	49.00	1.48
TP495H300	9246-8552	99	49.50	1.49
TP510H300	9246-3509	102	51.00	1.55
TP525H300	9246-8553	105	52.50	1.60
TP540H300	9246-3510	108	54.00	1.64
TP555H300	9246-8554	111	55.50	1.68
TP560H300	9246-3535	112	56.00	1.70
TP570H300	9246-3511	114	57.00	1.73

Part No.	Product No.	No. of Teeth	Pitch Length (In.)	Wt. Ea. (Lbs.)
TP585H300	9246-3536	117	58.50	1.77
TP600H300	9246-3512	120	60.00	1.80
TP605H300	9246-8555	121	60.50	1.84
TP630H300	9246-3513	126	63.00	1.91
TP645H300	9246-3537	129	64.50	1.95
TP655H300	9246-8556	131	65.50	1.97
TP660H300	9246-3514	132	66.00	2.00
TP700H300	9246-3515	140	70.00	2.13
TP730H300	9246-3538	146	73.00	2.23
TP750H300	9246-3516	150	75.00	2.30
TP775H300	9246-8558	155	77.50	2.36
TP780H300	9246-3539	156	78.00	2.38
TP800H300	9246-3517	160	80.00	2.43
TP820H300	9246-3540	164	82.00	2.49
TP840H300	9246-3541	168	84.00	2.54
TP850H300	9246-3518	170	85.00	2.59
TP900H300	9246-3519	180	90.00	2.73
TP960H300	9246-3542	192	96.00	2.94
TP1000H300	9246-3520	200	100.00	3.06
TP1100H300	9246-3521	220	110.00	3.34
TP1140H300	9246-3543	228	114.00	3.45
TP1180H300	9246-8561	236	118.00	3.63
TP1250H300	9246-3522	250	125.00	3.80
TP1400H300	9246-3523	280	140.00	4.26
TP1510H300	9246-8565	302	151.00	4.59
TP1550H300	9246-3544	310	155.00	4.71
TP1645H300	9246-8566	329	164.50	5.00
TP1680H300	9246-8567	336	168.00	5.11
TP1700H300	9246-3546	340	170.00	5.16
TP2090H300	9246-8568	418	209.00	6.34
TP2100H300	9246-8569	420	210.00	6.37
TP2120H300	9246-8570	424	212.00	6.46
TP2330H300	9246-8571	466	233.00	7.07

TWIN POWER BELTS







## Long-Length Poly Chain® GT® Carbon™ Belting

An innovative construction combined with the Gates tooth profile makes Poly Chain® GT® Carbon™ Gates most powerful synchronous belt. Compact and lightweight, Poly Chain® GT® Carbon™ belt drives deliver more power in less space.

### Markets/Applications

Long length Poly Chain® GT® Carbon™ belting is a cost effective, low maintenance drive alternative that is well suited for linear movement, positioning and conveying applications.

### Features/Advantages

- Gates **patented curvilinear tooth profile** provides excellent positioning characteristics, noise reduction, high shear strength, and improved load carrying capacity.
- Robust **carbon tensile cord** combines minimal stretch with extraordinary strength and load carrying capacity, while absorbing shock and surge loads.
- Durable **polyurethane construction** resists chemicals, oil, pollutants, and abrasion.
- **Nylon tooth** facing reduces friction and eliminates the need for lubrication.
- Eliminates lubrication and re-tensioning reduce maintenance and labor as compared to roller chain drives.
- Fully operational in temperature extremes of -65°F to +185°F (-54°C to +85°C).

### Recommended Sprockets

Poly Chain® GT®2 Sprockets

### Notes

Minimum order length for Poly Chain® GT® Carbon™ belting is 50 feet, ordered in 50 foot increments thereafter. Continuous lengths, if needed, must be specified when ordering, and must be ordered in increments of the minimum order quantity. Continuous lengths may require lead times.

Poly Chain® GT® Carbon™ belting can be used on existing drives as replacement for Poly Chain® GT® belting.

Minimum order quantities may vary for non-standard widths. Check with Customer Service.



### Product No. Series 9302

#### Poly Chain® GT® Carbon™ Belting — 8mm Pitch

Part No.	Product No.	Width (mm)	Net Wt. per Ft.	Min Order Qty	Max. Cont. Length
LL8MGT-012	9302-1000	12	.04	50 ft.	900 ft.
LL8MGT-021	9302-1100	21	.07	50 ft.	504 ft.
LL8MGT-036	9302-1200	36	.11	50 ft.	298 ft.

#### Poly Chain® GT® Carbon™ Belting — 14mm Pitch

Part No.	Product No.	Width (mm)	Net Wt. per Ft.	Min Order Qty	Max. Cont. Length
LL14MGT-020	9302-1300	20	.11	50 ft.	522 ft.
LL14MGT-037	9302-1400	37	.19	50 ft.	298 ft.

LONG-LENGTH BELTING





## Long-Length PowerGrip® GT®2 Belting

Long length PowerGrip GT2 belting is a cost effective, low maintenance drive alternative.

### Markets/Applications

Well suited for linear movement, positioning and conveying applications.

### Features/Advantages

- **Fiberglass tensile cord** provides high strength, excellent flex life, and high resistance to elongation. Steel tensile cord is available in some belt types for added length stability.
- **Neoprene body** provides protection against grime, grease, oil, and moisture.
- **Nylon tooth facing** provides a durable wear surface for long service life.
- The PowerGrip GT2 **belt tooth** is designed for use with a specific sprocket groove profile. The sprocket groove-belt tooth combination increases capacity, while improving registration.
- PowerGrip GT2 has more tooth ratchet resistance than HTD®.
- Eliminates lubrication and re-tensioning reduce maintenance and labor as compared to roller chain drives.
- PowerGrip GT2 belt/sprocket combinations match or exceed the positional accuracy of PowerGrip Timing belt/pulley systems.
- Fully operational in temperature extremes of -35°F to +180°F (-34°C to +82°C).



### Recommended Sprockets

PowerGrip GT2 Sprockets

### Notes

Minimum order lengths for belting is 50 feet, ordered in 50 foot increments thereafter.

Minimum order lengths for some belting is 98 feet, ordered in 98 foot increments thereafter.

Continuous lengths, if needed, must be specified when ordering, and must be ordered in increments of the minimum order quantity (unless ordering the maximum continuous lengths).

Minimum order quantities may vary for non-standard widths. Continuous lengths may require lead times. Check with Customer Service.

### Product No. Series 9396

#### PowerGrip® GT®2 Belting — 2mm Pitch

Part No.	Product No.	Width (mm)	Net Wt. per Ft.	Min Order Qty	Max. Cont. Length
LL2MR04	9396-0033	4	.01	50 ft.	300 ft.
LL2MR06	9396-0009	6	.01	50 ft.	300 ft.
LL2MR09	9396-0052	9	.02	50 ft.	300 ft.

#### PowerGrip® GT®2 Belting — 5mm Pitch

Part No.	Product No.	Width (mm)	Net Wt. per Ft.	Min Order Qty	Max. Cont. Length
LL5MR09	9396-0020	9	.03	50 ft.	360 ft.
LL5MR15	9396-0025	15	.04	50 ft.	230 ft.

#### PowerGrip® GT®2 Belting — 3mm Pitch

Part No.	Product No.	Width (mm)	Net Wt. per Ft.	Min Order Qty	Max. Cont. Length
LL3MR06	9396-0002	6	.02	50 ft.	600 ft.
LL3MR09	9396-0012	9	.02	50 ft.	385 ft.
LL3MR15	9396-0021	15	.04	50 ft.	240 ft.

#### PowerGrip® GT®2 Belting — 8mm Pitch

Part No.	Product No.	Width (mm)	Net Wt. per Ft.	Min Order Qty	Max. Cont. Length
LL8MR20	9396-0029	20	.08	98 ft.	590 ft.
LL8MR30	9396-0030	30	.13	98 ft.	590 ft.
LL8MR50	9396-0031	50	.21	98 ft.	590 ft.
LL8MR85	9396-0032	85	.36	98 ft.	590 ft.

LONG-LENGTH BELTING





## Long-Length PowerGrip® GT®2 Belting

### Product No. Series 9396 (continued)

#### PowerGrip® GT®2 Belting - Steel Tensile — 5mm Pitch Steel

Part No.	Product No.	Width (mm)	Net Wt. per Ft.	Min Order Qty	Max. Cont. Length
LL5MR15 ST	9396-10043	15	.18	98 ft.	392 ft.
LL5MR25 ST	9396-40417	25	.23	98 ft.	392 ft.

#### PowerGrip® GT®2 Belting - Steel Tensile — 8mm Pitch Steel

Part No.	Product No.	Width (mm)	Net Wt. per Ft.	Min Order Qty	Max. Cont. Length
LL8MR20 ST	9396-10049	20	.29	98 ft.	392 ft.
LL8MR30 ST	9396-10050	30	.37	98 ft.	392 ft.
LL8MR50 ST	9396-40433	50	.53	98 ft.	392 ft.





## Long-Length PowerGrip® HTD® Belting


PowerGrip HTD belts have a larger, more robust tooth profile for increased capacity, as compared to timing belts.

### Markets/Applications

Long length PowerGrip HTD belting is a cost effective, low maintenance drive alternative that is well suited for linear movement, positing and conveying applications.

### Features/Advantages

- **Fiberglass tensile cord** provides high strength, excellent flex life, and high resistance to elongation. Steel tensile cord is available in some belt types for added length stability.
- **Neoprene body** provides protection against grime, grease, oil, and moisture.
- **Nylon tooth facing** provides a durable wear surface for long service life.
- Eliminates lubrication and re-tensioning to reduce maintenance and labor required on drives.



### Recommended Sprockets

PowerGrip HTD Sprockets

### Notes

Minimum order lengths for fiberglass tensile cord belting is 50 feet, ordered in 50 foot increments thereafter.

Minimum order lengths for steel tensile belting is 98 feet, ordered in 98 foot increments thereafter.

Continuous lengths, if needed, must be specified when ordering, and must be ordered in increments of the minimum order quantity (unless ordering the maximum continuous lengths).

Continuous lengths may require lead times.

Minimum order quantities may vary for non-standard widths. Check with Customer Service.

### Product No. Series 9308

#### PowerGrip® HTD® Belting — 3mm Pitch

Part No.	Product No.	Width (mm)	Net Wt. per Ft.	Min Order Qty	Max. Cont. Length
LL3M06	9308-0044	6	.01	50 ft.	300 ft.
LL3M09	9308-0003	9	.01	50 ft.	300 ft.
LL3M15	9308-0084	15	.01	50 ft.	185 ft.

#### PowerGrip® HTD® Belting — 14mm Pitch

Part No.	Product No.	Width (mm)	Net Wt. per Ft.	Min Order Qty	Max. Cont. Length
LL14M40	9308-10009	40	.26	98 ft.	392 ft.
LL14M55	9308-10020	55	.35	98 ft.	392 ft.
LL14M85	9308-10057	85	.55	98 ft.	392 ft.

#### PowerGrip® HTD® Belting — 5mm Pitch

Part No.	Product No.	Width (mm)	Net Wt. per Ft.	Min Order Qty	Max. Cont. Length
LL5M09	9308-0045	9	.01	50 ft.	300 ft.
LL5M15	9308-0033	15	.01	50 ft.	185 ft.
LL5M25	9308-0025	25	.05	50 ft.	100 ft.

#### PowerGrip® HTD® Belting - Steel Tensile — 14mm Pitch Steel

Part No.	Product No.	Width (mm)	Net Wt. per Ft.	Min Order Qty	Max. Cont. Length
LL14M40 ST	9308-10016	40	.76	98 ft.	392 ft.
LL14M55 ST	9308-10051	55	1.02	98 ft.	392 ft.
LL14M85 ST	9308-10084	85	1.51	98 ft.	392 ft.

#### PowerGrip® HTD® Belting — 8mm Pitch

Part No.	Product No.	Width (mm)	Net Wt. per Ft.	Min Order Qty	Max. Cont. Length
LL8M20	9308-0001	20	.08	98 ft.	300 ft.
LL8M30	9308-0004	30	.13	98 ft.	300 ft.
LL8M50	9308-0005	50	.21	98 ft.	300 ft.
LL8M85	9308-0006	85	.36	98 ft.	300 ft.

LONG-LENGTH BELTING





## Long-Length PowerGrip® Timing Belting

The trapezoidal tooth makes this belt well suited for use in positioning applications.

### Markets/Applications

Long length PowerGrip Timing belting is a cost effective, low maintenance drive alternative that is well suited for linear movement, positioning and conveying applications.

### Features/Advantages

- **Fiberglass tensile cord** provides high strength, excellent flex life, and high resistance to elongation. Steel tensile cord is available in some belt types for added length stability.
- **Neoprene body** provides protection against grime, grease, oil, and moisture.
- **Nylon tooth facing** provides a durable wear surface for long service life.
- Eliminates lubrication and re-tensioning to reduce maintenance and labor required on drives.



### Notes

Minimum order lengths for fiberglass tensile cord belting is 50 feet, ordered in 50 foot increments thereafter.

Minimum order lengths for steel tensile belting is 98 feet, ordered in 98 foot increments thereafter.

Continuous lengths, if needed, must be specified when ordering, and must be ordered in increments of the minimum order quantity (unless ordering the maximum continuous lengths).

Continuous lengths may require lead times.

Minimum order quantities may vary for non-standard widths. Check with Customer Service.

### Product No. Series 9314

#### PowerGrip® Timing Belting — MXL (.080" Pitch)

Part No.	Product No.	Width (In.)	Net Wt. per Ft.	Min Order Qty	Max. Cont. Length
LL025MXL	9314-2020	1/4	.01	50 ft.	300 ft.
LL037MXL	9314-2014	3/8	.01	50 ft.	300 ft.
LL050MXL	9314-2038	1/2	.02	50 ft.	300 ft.

#### PowerGrip® Timing Belting — H (.500" Pitch)

Part No.	Product No.	Width (In.)	Net Wt. per Ft.	Min Order Qty	Max. Cont. Length
LL050H	9314-0003	1/2	.04	50 ft.	500 ft.
LL075H	9314-0006	3/4	.06	50 ft.	500 ft.
LL100H	9314-0008	1	.12	50 ft.	500 ft.
LL150H	9314-0017	1 1/2	.12	98 ft.	780 ft.
LL200H	9314-0021	2	.13	98 ft.	780 ft.
LL300H	9314-0025	3	.27	98 ft.	780 ft.

#### PowerGrip® Timing Belting — XL (.200" Pitch)

Part No.	Product No.	Width (In.)	Net Wt. per Ft.	Min Order Qty	Max. Cont. Length
LL025XL	9314-0001	1/4	.01	50 ft.	300 ft.
LL037XL	9314-0002	3/8	.02	50 ft.	225 ft.
LL050XL	9314-2012	1/2	.03	50 ft.	150 ft.

#### PowerGrip® Timing Belting - Steel Tensile — H (.500 Pitch) Steel

Part No.	Product No.	Width (In.)	Net Wt. per Ft.	Min Order Qty	Max. Cont. Length
LL075H ST	9314-10011	3/4	.22	98 ft.	492 ft.
LL100H ST	9314-10037	1	.25	98 ft.	492 ft.

#### PowerGrip® Timing Belting — L (.375" Pitch)

Part No.	Product No.	Width (In.)	Net Wt. per Ft.	Min Order Qty	Max. Cont. Length
LL037L	9314-2089	3/8	.03	50 ft.	300 ft.
LL050L	9314-0004	1/2	.02	50 ft.	300 ft.
LL075L	9314-0007	3/4	.04	50 ft.	300 ft.
LL100L	9314-0015	1	.05	50 ft.	300 ft.

LONG-LENGTH BELTING





## Synchro-Power® Polyurethane Belting

Urethane belting can be modified in a variety of ways to suit users needs.

### Markets/Applications

Synchro-Power belting is ideal for various applications such as, vacuum conveyors, linear positioning, assembly conveyors, robotics, packaging conveying, glass conveyors, incline conveyors, paper transfer, wafer conveying, food and beverage and indexing.

### Features/Advantages


- Modifications include molded profiles, tensile cords, lamination with various backings, and FDA and USDA constructions.
- Can be welded endless.
- Wide range of widths up to 18 inches.
- **Steel tensile cord** for length stability.
- **PolyUrethane body** is abrasion, chemical and wear resistant for extended life.

### Recommended Pulleys

PowerGrip® Timing Pulleys

### Notes

Synchro-Power LL belting is made to order. Contact Customer Service for price and availability.



### Product Number Series 7787

Available Pitches	
Metric	Timing
T5	XL
T10	L
WT10 (Wide Width)	H
T20	XH
AT5	WH (Wide Width)
AT10	
AT20	
5M HTD	
8M HTD	
14M HTD	

Constructions Available
Steel Tensile
High Flex Steel Tensile
Kevlar Tensile
Nylon Tooth
Nylon Backing
Heavy Backing
FDA



## Synchro-Power® Polyurethane Belts

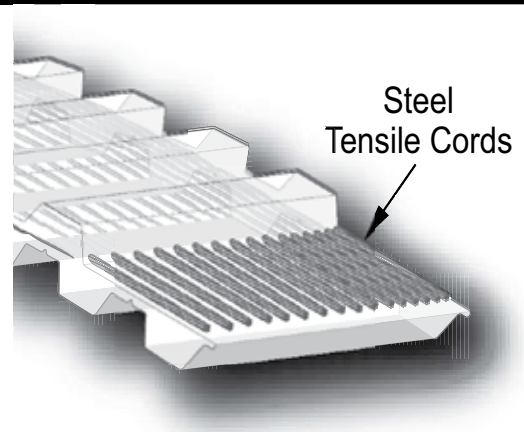
Endless urethane construction provides higher strength as compared to welded urethane belts, making them well-suited for use in power transmission and high-performance positioning applications.

### Markets/Applications

Synchro-Power metric pitch timing belts are ideal for use in office machines, machine tools, postage equipment, sewing machines, vending machines, agriculture, outdoor power equipment, wood and paper, sand/gravel operations, oil fields, food processing, and HVAC.

### Features/Advantages

- Steel tensile cord for length stability.
- Abrasion, chemical, and wear resistant for extended life.
- Temperature ranges from -22°F to +176°F (-30°C to +80°C)



SYNCHRO-POWER BELTS

### Recommended Sprockets

Contact the Gates Made-To-Order Metal Team

### Notes

Synchro-Power belts listed on the following pages are available in custom widths as Standard/Non-Stock with no minimum order quantities required. Contact Customer Service for minimum and maximum width range.

See end of this section for Made-to-Order lengths available. The minimum order quantity is full sleeve yield +/- 10%. Sleeve widths are 300mm unless otherwise noted. Minimum belt width is 4mm. Please contact Customer Service for price and availability.

## Product No. Series 7762

### T5 Pitch - 4mm Wide

Part No.	Product No.	No. of Teeth	Pitch Length (mm)	Wt. Ea. (Lbs.)
T5-150-4	7762-1000	30	150	0.01
T5-165-4	7762-1001	33	165	0.01
T5-180-4	7762-1002	36	180	0.01
T5-185-4	7762-1003	37	185	0.01
T5-200-4	7762-1004	40	200	0.01
T5-215-4	7762-1005	43	215	0.01
T5-220-4	7762-1006	44	220	0.01
T5-225-4	7762-1007	45	225	0.01
T5-245-4	7762-1008	49	245	0.01
T5-250-4	7762-1009	50	250	0.01
T5-255-4	7762-1010	51	255	0.01
T5-260-4	7762-1011	52	260	0.01
T5-270-4	7762-1012	54	270	0.01
T5-275-4	7762-1013	55	275	0.01
T5-280-4	7762-1014	56	280	0.01
T5-295-4	7762-1015	59	295	0.01
T5-305-4	7762-1016	61	305	0.01
T5-330-4	7762-1018	66	330	0.01
T5-340-4	7762-1019	68	340	0.01
T5-350-4	7762-1020	70	350	0.01

Part No.	Product No.	No. of Teeth	Pitch Length (mm)	Wt. Ea. (Lbs.)
T5-355-4	7762-1021	71	355	0.01
T5-365-4	7762-1022	73	365	0.01
T5-390-4	7762-1023	78	390	0.01
T5-400-4	7762-1024	80	400	0.01
T5-410-4	7762-1025	82	410	0.01
T5-420-4	7762-1026	84	420	0.01
T5-445-4	7762-1027	89	445	0.01
T5-450-4	7762-1028	90	450	0.01
T5-455-4	7762-1029	91	455	0.01
T5-475-4	7762-1030	95	475	0.01
T5-480-4	7762-1031	96	480	0.01
T5-500-4	7762-1032	100	500	0.01
T5-510-4	7762-1033	102	510	0.01
T5-525-4	7762-1034	105	525	0.01
T5-545-4	7762-1035	109	545	0.01
T5-550-4	7762-1036	110	550	0.01
T5-560-4	7762-1037	112	560	0.01
T5-575-4	7762-1038	115	575	0.01
T5-590-4	7762-0490	118	590	0.01
T5-600-4	7762-0478	120	600	0.01



## Synchro-Power® Polyurethane Belts

### Product No. Series 7762 (continued)

#### T5 Pitch - 4mm Wide (continued)

Part No.	Product No.	No. of Teeth	Pitch Length (mm)	Wt. Ea. (Lbs.)
T5-610-4	7762-1039	122	610	0.01
T5-620-4	7762-1040	124	620	0.01
T5-630-4	7762-1041	126	630	0.01
T5-640-4	7762-1042	128	640	0.01
T5-650-4	7762-1043	130	650	0.01
T5-660-4	7762-1044	132	660	0.01
T5-675-4	7762-1045	135	675	0.01
T5-690-4	7762-1046	138	690	0.01
T5-700-4	7762-1047	140	700	0.01
T5-720-4	7762-1048	144	720	0.01
T5-725-4	7762-0454	145	725	0.01
T5-750-4	7762-1049	150	750	0.01
T5-780-4	7762-1050	156	780	0.02

Part No.	Product No.	No. of Teeth	Pitch Length (mm)	Wt. Ea. (Lbs.)
T5-800-4	7762-0363	160	800	0.02
T5-815-4	7762-1051	163	815	0.02
T5-830-4	7762-0604	166	830	0.02
T5-840-4	7762-1052	168	840	0.02
T5-850-4	7762-0377	170	850	0.02
T5-900-4	7762-1053	180	900	0.02
T5-940-4	7762-1054	188	940	0.02
T5-990-4	7762-1055	198	990	0.02
T5-1075-4	7762-1056	215	1075	0.02
T5-1100-4	7762-1057	220	1100	0.02
T5-1215-4	7762-1058	243	1215	0.02
T5-1315-4	7762-1059	263	1315	0.03
T5-1380-4	7762-1060	276	1380	0.03

#### T5 Pitch - 6mm Wide

Part No.	Product No.	No. of Teeth	Pitch Length (mm)	Wt. Ea. (Lbs.)
T5-150-6	7762-1070	30	150	0.01
T5-165-6	7762-1071	33	165	0.01
T5-180-6	7762-1072	36	180	0.01
T5-185-6	7762-1073	37	185	0.01
T5-200-6	7762-1074	40	200	0.01
T5-215-6	7762-1075	43	215	0.01
T5-220-6	7762-1076	44	220	0.01
T5-225-6	7762-1077	45	225	0.01
T5-245-6	7762-1078	49	245	0.01
T5-250-6	7762-1079	50	250	0.01
T5-255-6	7762-1080	51	255	0.01
T5-260-6	7762-1081	52	260	0.01
T5-270-6	7762-1082	54	270	0.01
T5-275-6	7762-1083	55	275	0.01
T5-280-6	7762-1084	56	280	0.01
T5-295-6	7762-1085	59	295	0.01
T5-305-6	7762-1086	61	305	0.01
T5-330-6	7762-1088	66	330	0.01
T5-340-6	7762-1089	68	340	0.01
T5-350-6	7762-1090	70	350	0.01
T5-355-6	7762-1091	71	355	0.01
T5-365-6	7762-1092	73	365	0.01
T5-390-6	7762-1093	78	390	0.01
T5-400-6	7762-1094	80	400	0.01
T5-410-6	7762-1095	82	410	0.01

Part No.	Product No.	No. of Teeth	Pitch Length (mm)	Wt. Ea. (Lbs.)
T5-420-6	7762-1096	84	420	0.01
T5-445-6	7762-1097	89	445	0.01
T5-450-6	7762-1098	90	450	0.01
T5-455-6	7762-1099	91	455	0.01
T5-475-6	7762-1100	95	475	0.01
T5-480-6	7762-1101	96	480	0.01
T5-500-6	7762-1102	100	500	0.01
T5-510-6	7762-1103	102	510	0.01
T5-525-6	7762-1104	105	525	0.02
T5-545-6	7762-1105	109	545	0.02
T5-550-6	7762-1106	110	550	0.02
T5-560-6	7762-1107	112	560	0.02
T5-575-6	7762-1108	115	575	0.02
T5-590-6	7762-0491	118	590	0.02
T5-600-6	7762-0479	120	600	0.02
T5-610-6	7762-1109	122	610	0.02
T5-620-6	7762-1110	124	620	0.02
T5-630-6	7762-1111	126	630	0.02
T5-640-6	7762-1112	128	640	0.02
T5-650-6	7762-1113	130	650	0.02
T5-660-6	7762-1114	132	660	0.02
T5-675-6	7762-1115	135	675	0.02
T5-690-6	7762-1116	138	690	0.02
T5-700-6	7762-1117	140	700	0.02





## Synchro-Power® Polyurethane Belts

SYNCHRO-POWER BELTS

### Product No. Series 7762 (continued)

#### T5 Pitch - 6mm Wide (continued)

Part No.	Product No.	No. of Teeth	Pitch Length (mm)	Wt. Ea. (Lbs.)
T5-720-6	7762-1118	144	720	0.02
T5-725-6	7762-0455	145	725	0.02
T5-750-6	7762-1119	150	750	0.02
T5-780-6	7762-1120	156	780	0.02
T5-800-6	7762-0364	160	800	0.02
T5-815-6	7762-1121	163	815	0.02
T5-830-6	7762-0605	166	830	0.02
T5-840-6	7762-1122	168	840	0.02
T5-850-6	7762-0378	170	850	0.03

Part No.	Product No.	No. of Teeth	Pitch Length (mm)	Wt. Ea. (Lbs.)
T5-900-6	7762-1123	180	900	0.03
T5-940-6	7762-1124	188	940	0.03
T5-990-6	7762-1125	198	990	0.03
T5-1075-6	7762-1126	215	1075	0.03
T5-1100-6	7762-1127	220	1100	0.03
T5-1215-6	7762-1128	243	1215	0.04
T5-1315-6	7762-1129	263	1315	0.04
T5-1380-6	7762-1130	276	1380	0.04

#### T5 Pitch - 8mm Wide

Part No.	Product No.	No. of Teeth	Pitch Length (mm)	Wt. Ea. (Lbs.)
T5-150-8	7762-1140	30	150	0.01
T5-165-8	7762-1141	33	165	0.01
T5-180-8	7762-1142	36	180	0.01
T5-185-8	7762-1143	37	185	0.01
T5-200-8	7762-1144	40	200	0.01
T5-215-8	7762-1145	43	215	0.01
T5-220-8	7762-1146	44	220	0.01
T5-225-8	7762-1147	45	225	0.01
T5-245-8	7762-1148	49	245	0.01
T5-250-8	7762-1149	50	250	0.01
T5-255-8	7762-1150	51	255	0.01
T5-260-8	7762-1151	52	260	0.01
T5-270-8	7762-1152	54	270	0.01
T5-275-8	7762-1153	55	275	0.01
T5-280-8	7762-1154	56	280	0.01
T5-295-8	7762-1155	59	295	0.01
T5-305-8	7762-1156	61	305	0.01
T5-330-8	7762-1158	66	330	0.01
T5-340-8	7762-1159	68	340	0.01
T5-350-8	7762-1160	70	350	0.01
T5-355-8	7762-1161	71	355	0.01
T5-365-8	7762-1162	73	365	0.01
T5-390-8	7762-1163	78	390	0.02
T5-400-8	7762-1164	80	400	0.02
T5-410-8	7762-1165	82	410	0.02
T5-420-8	7762-1166	84	420	0.02
T5-445-8	7762-1167	89	445	0.02
T5-450-8	7762-1168	90	450	0.02

Part No.	Product No.	No. of Teeth	Pitch Length (mm)	Wt. Ea. (Lbs.)
T5-455-8	7762-1169	91	455	0.02
T5-475-8	7762-1170	95	475	0.02
T5-480-8	7762-1171	96	480	0.02
T5-500-8	7762-1172	100	500	0.02
T5-510-8	7762-1173	102	510	0.02
T5-525-8	7762-1174	105	525	0.02
T5-545-8	7762-1175	109	545	0.02
T5-550-8	7762-1176	110	550	0.02
T5-560-8	7762-1177	112	560	0.02
T5-575-8	7762-1178	115	575	0.02
T5-590-8	7762-0492	118	590	0.02
T5-600-8	7762-0480	120	600	0.02
T5-610-8	7762-1179	122	610	0.02
T5-620-8	7762-1180	124	620	0.02
T5-630-8	7762-1181	126	630	0.02
T5-640-8	7762-1182	128	640	0.02
T5-650-8	7762-1183	130	650	0.03
T5-660-8	7762-1184	132	660	0.03
T5-675-8	7762-1185	135	675	0.03
T5-690-8	7762-1186	138	690	0.03
T5-700-8	7762-1187	140	700	0.03
T5-720-8	7762-1188	144	720	0.03
T5-725-8	7762-0456	145	725	0.03
T5-750-8	7762-1189	150	750	0.03
T5-780-8	7762-1190	156	780	0.03
T5-800-8	7762-0365	160	800	0.03
T5-815-8	7762-1191	163	815	0.03
T5-830-8	7762-0606	166	830	0.03



## Synchro-Power® Polyurethane Belts

### Product No. Series 7762 (continued)

#### T5 Pitch - 8mm Wide (continued)

Part No.	Product No.	No. of Teeth	Pitch Length (mm)	Wt. Ea. (Lbs.)
T5-840-8	7762-1192	168	840	0.03
T5-850-8	7762-0379	170	850	0.03
T5-900-8	7762-1193	180	900	0.03
T5-940-8	7762-1194	188	940	0.04
T5-990-8	7762-1195	198	990	0.04

Part No.	Product No.	No. of Teeth	Pitch Length (mm)	Wt. Ea. (Lbs.)
T5-1075-8	7762-1196	215	1075	0.04
T5-1100-8	7762-1197	220	1100	0.04
T5-1215-8	7762-1198	243	1215	0.05
T5-1315-8	7762-1199	263	1315	0.05
T5-1380-8	7762-1200	276	1380	0.05

#### T5 Pitch - 10mm Wide

Part No.	Product No.	No. of Teeth	Pitch Length (mm)	Wt. Ea. (Lbs.)
T5-150-10	7762-1210	30	150	0.01
T5-165-10	7762-1211	33	165	0.01
T5-180-10	7762-1212	36	180	0.01
T5-185-10	7762-1213	37	185	0.01
T5-200-10	7762-1214	40	200	0.01
T5-215-10	7762-1215	43	215	0.01
T5-220-10	7762-1216	44	220	0.01
T5-225-10	7762-1217	45	225	0.01
T5-245-10	7762-1218	49	245	0.01
T5-250-10	7762-1219	50	250	0.01
T5-255-10	7762-1220	51	255	0.01
T5-260-10	7762-1221	52	260	0.01
T5-270-10	7762-1222	54	270	0.01
T5-275-10	7762-1223	55	275	0.01
T5-280-10	7762-1224	56	280	0.01
T5-295-10	7762-1225	59	295	0.01
T5-305-10	7762-1226	61	305	0.01
T5-330-10	7762-1228	66	330	0.02
T5-340-10	7762-1229	68	340	0.02
T5-350-10	7762-1230	70	350	0.02
T5-355-10	7762-1231	71	355	0.02
T5-365-10	7762-1232	73	365	0.02
T5-390-10	7762-1233	78	390	0.02
T5-400-10	7762-1234	80	400	0.02
T5-410-10	7762-1235	82	410	0.02
T5-420-10	7762-1236	84	420	0.02
T5-445-10	7762-1237	89	445	0.02
T5-450-10	7762-1238	90	450	0.02
T5-455-10	7762-1239	91	455	0.02
T5-475-10	7762-1240	95	475	0.02

Part No.	Product No.	No. of Teeth	Pitch Length (mm)	Wt. Ea. (Lbs.)
T5-480-10	7762-1241	96	480	0.02
T5-500-10	7762-1242	100	500	0.02
T5-510-10	7762-1243	102	510	0.02
T5-525-10	7762-1244	105	525	0.03
T5-545-10	7762-1245	109	545	0.03
T5-550-10	7762-1246	110	550	0.03
T5-560-10	7762-1247	112	560	0.03
T5-575-10	7762-1248	115	575	0.03
T5-590-10	7762-0493	118	590	0.03
T5-600-10	7762-0481	120	600	0.03
T5-610-10	7762-1249	122	610	0.03
T5-620-10	7762-1250	124	620	0.03
T5-630-10	7762-1251	126	630	0.03
T5-640-10	7762-1252	128	640	0.03
T5-650-10	7762-1253	130	650	0.03
T5-660-10	7762-1254	132	660	0.03
T5-675-10	7762-1255	135	675	0.03
T5-690-10	7762-1256	138	690	0.03
T5-700-10	7762-1257	140	700	0.03
T5-720-10	7762-1258	144	720	0.03
T5-725-10	7762-0457	145	725	0.04
T5-750-10	7762-1259	150	750	0.04
T5-780-10	7762-1260	156	780	0.04
T5-800-10	7762-0366	160	800	0.04
T5-815-10	7762-1261	163	815	0.04
T5-830-10	7762-0607	166	830	0.04
T5-840-10	7762-1262	168	840	0.04
T5-850-10	7762-0380	170	850	0.05
T5-900-10	7762-1263	180	900	0.05
T5-940-10	7762-1264	188	940	0.05



## Synchro-Power® Polyurethane Belts

SYNCHRO-POWER BELTS

### Product No. Series 7762 (continued)

#### T5 Pitch - 10mm Wide (continued)

Part No.	Product No.	No. of Teeth	Pitch Length (mm)	Wt. Ea. (Lbs.)
T5-990-10	7762-1265	198	990	0.05
T5-1075-10	7762-1266	215	1075	0.05
T5-1100-10	7762-1267	220	1100	0.05

Part No.	Product No.	No. of Teeth	Pitch Length (mm)	Wt. Ea. (Lbs.)
T5-1215-10	7762-1268	243	1215	0.06
T5-1315-10	7762-1269	263	1315	0.06
T5-1380-10	7762-1270	276	1380	0.07

#### T5 Pitch - 12mm Wide

Part No.	Product No.	No. of Teeth	Pitch Length (mm)	Wt. Ea. (Lbs.)
T5-150-12	7762-1280	30	150	0.01
T5-165-12	7762-1281	33	165	0.01
T5-180-12	7762-1282	36	180	0.01
T5-185-12	7762-1283	37	185	0.01
T5-200-12	7762-1284	40	200	0.01
T5-215-12	7762-1285	43	215	0.01
T5-220-12	7762-1286	44	220	0.01
T5-225-12	7762-1287	45	225	0.01
T5-245-12	7762-1288	49	245	0.01
T5-250-12	7762-1289	50	250	0.01
T5-255-12	7762-1290	51	255	0.01
T5-260-12	7762-1291	52	260	0.02
T5-270-12	7762-1292	54	270	0.02
T5-275-12	7762-1293	55	275	0.02
T5-280-12	7762-1294	56	280	0.02
T5-295-12	7762-1295	59	295	0.02
T5-305-12	7762-1296	61	305	0.02
T5-330-12	7762-1298	66	330	0.02
T5-340-12	7762-1299	68	340	0.02
T5-350-12	7762-1300	70	350	0.02
T5-355-12	7762-1301	71	355	0.02
T5-365-12	7762-1302	73	365	0.02
T5-390-12	7762-1303	78	390	0.02
T5-400-12	7762-1304	80	400	0.02
T5-410-12	7762-1305	82	410	0.02
T5-420-12	7762-1306	84	420	0.02
T5-445-12	7762-1307	89	445	0.03
T5-450-12	7762-1308	90	450	0.03
T5-455-12	7762-1309	91	455	0.03
T5-475-12	7762-1310	95	475	0.03
T5-480-12	7762-1311	96	480	0.03
T5-500-12	7762-1312	100	500	0.03
T5-510-12	7762-1313	102	510	0.03

Part No.	Product No.	No. of Teeth	Pitch Length (mm)	Wt. Ea. (Lbs.)
T5-525-12	7762-1314	105	525	0.03
T5-545-12	7762-1315	109	545	0.03
T5-550-12	7762-1316	110	550	0.03
T5-560-12	7762-1317	112	560	0.03
T5-575-12	7762-1318	115	575	0.03
T5-590-12	7762-0494	118	590	0.03
T5-600-12	7762-0482	120	600	0.03
T5-610-12	7762-1319	122	610	0.04
T5-620-12	7762-1320	124	620	0.04
T5-630-12	7762-1321	126	630	0.04
T5-640-12	7762-1322	128	640	0.04
T5-650-12	7762-1323	130	650	0.04
T5-660-12	7762-1324	132	660	0.04
T5-675-12	7762-1325	135	675	0.04
T5-690-12	7762-1326	138	690	0.04
T5-700-12	7762-1327	140	700	0.04
T5-720-12	7762-1328	144	720	0.04
T5-725-12	7762-0458	145	725	0.05
T5-750-12	7762-1329	150	750	0.04
T5-780-12	7762-1330	156	780	0.05
T5-800-12	7762-0367	160	800	0.05
T5-815-12	7762-1331	163	815	0.05
T5-830-12	7762-0608	166	830	0.05
T5-840-12	7762-1332	168	840	0.05
T5-850-12	7762-0381	170	850	0.05
T5-900-12	7762-1333	180	900	0.05
T5-940-12	7762-1334	188	940	0.05
T5-990-12	7762-1335	198	990	0.06
T5-1075-12	7762-1336	215	1075	0.06
T5-1100-12	7762-1337	220	1100	0.06
T5-1215-12	7762-1338	243	1215	0.07
T5-1315-12	7762-1339	263	1315	0.08
T5-1380-12	7762-1340	276	1380	0.08



## Synchro-Power® Polyurethane Belts

### Product No. Series 7762 (continued)

#### T5 Pitch - 16mm Wide

Part No.	Product No.	No. of Teeth	Pitch Length (mm)	Wt. Ea. (Lbs.)
T5-150-16	7762-1350	30	150	0.01
T5-165-16	7762-1351	33	165	0.01
T5-180-16	7762-1352	36	180	0.01
T5-185-16	7762-1353	37	185	0.01
T5-200-16	7762-1354	40	200	0.02
T5-215-16	7762-1355	43	215	0.02
T5-220-16	7762-1356	44	220	0.02
T5-225-16	7762-1357	45	225	0.02
T5-245-16	7762-1358	49	245	0.02
T5-250-16	7762-1359	50	250	0.02
T5-255-16	7762-1360	51	255	0.02
T5-260-16	7762-1361	52	260	0.02
T5-270-16	7762-1362	54	270	0.02
T5-275-16	7762-1363	55	275	0.02
T5-280-16	7762-1364	56	280	0.02
T5-295-16	7762-1365	59	295	0.02
T5-305-16	7762-1366	61	305	0.02
T5-330-16	7762-1368	66	330	0.03
T5-340-16	7762-1369	68	340	0.03
T5-350-16	7762-1370	70	350	0.03
T5-355-16	7762-1371	71	355	0.03
T5-365-16	7762-1372	73	365	0.03
T5-390-16	7762-1373	78	390	0.03
T5-400-16	7762-1374	80	400	0.03
T5-410-16	7762-1375	82	410	0.03
T5-420-16	7762-1376	84	420	0.03
T5-445-16	7762-1377	89	445	0.03
T5-450-16	7762-1378	90	450	0.03
T5-455-16	7762-1379	91	455	0.04
T5-475-16	7762-1380	95	475	0.04
T5-480-16	7762-1381	96	480	0.04
T5-500-16	7762-1382	100	500	0.04
T5-510-16	7762-1383	102	510	0.04

Part No.	Product No.	No. of Teeth	Pitch Length (mm)	Wt. Ea. (Lbs.)
T5-525-16	7762-1384	105	525	0.04
T5-545-16	7762-1385	109	545	0.04
T5-550-16	7762-1386	110	550	0.04
T5-560-16	7762-1387	112	560	0.04
T5-575-16	7762-1388	115	575	0.04
T5-590-16	7762-0495	118	590	0.04
T5-600-16	7762-0483	120	600	0.04
T5-610-16	7762-1389	122	610	0.05
T5-620-16	7762-1390	124	620	0.05
T5-630-16	7762-1391	126	630	0.05
T5-640-16	7762-1392	128	640	0.05
T5-650-16	7762-1393	130	650	0.05
T5-660-16	7762-1394	132	660	0.05
T5-675-16	7762-1395	135	675	0.05
T5-690-16	7762-1396	138	690	0.05
T5-700-16	7762-1397	140	700	0.05
T5-720-16	7762-1398	144	720	0.06
T5-725-16	7762-0459	145	725	0.06
T5-750-16	7762-1399	150	750	0.06
T5-780-16	7762-1400	156	780	0.06
T5-800-16	7762-0369	160	800	0.06
T5-815-16	7762-1401	163	815	0.06
T5-830-16	7762-0609	166	830	0.06
T5-840-16	7762-1402	168	840	0.06
T5-850-16	7762-0383	170	850	0.07
T5-900-16	7762-1403	180	900	0.07
T5-940-16	7762-1404	188	940	0.07
T5-990-16	7762-1405	198	990	0.08
T5-1075-16	7762-1406	215	1075	0.08
T5-1100-16	7762-1407	220	1100	0.08
T5-1215-16	7762-1408	243	1215	0.09
T5-1315-16	7762-1409	263	1315	0.10
T5-1380-16	7762-1410	276	1380	0.11

#### T5 Pitch - 20mm Wide

Part No.	Product No.	No. of Teeth	Pitch Length (mm)	Wt. Ea. (Lbs.)
T5-150-20	7762-1420	30	150	0.02
T5-165-20	7762-1421	33	165	0.02
T5-180-20	7762-1422	36	180	0.02
T5-185-20	7762-1423	37	185	0.02
T5-200-20	7762-1424	40	200	0.02

Part No.	Product No.	No. of Teeth	Pitch Length (mm)	Wt. Ea. (Lbs.)
T5-215-20	7762-1425	43	215	0.02
T5-220-20	7762-1426	44	220	0.02
T5-225-20	7762-1427	45	225	0.02
T5-245-20	7762-1428	49	245	0.02
T5-250-20	7762-1429	50	250	0.02



## Synchro-Power® Polyurethane Belts

SYNCHRO-POWER BELTS

### Product No. Series 7762 (continued)

#### T5 Pitch - 20mm Wide (continued)

Part No.	Product No.	No. of Teeth	Pitch Length (mm)	Wt. Ea. (Lbs.)
T5-255-20	7762-1430	51	255	0.02
T5-260-20	7762-1431	52	260	0.03
T5-270-20	7762-1432	54	270	0.03
T5-275-20	7762-1433	55	275	0.03
T5-280-20	7762-1434	56	280	0.03
T5-295-20	7762-1435	59	295	0.03
T5-305-20	7762-1436	61	305	0.03
T5-330-20	7762-1438	66	330	0.03
T5-340-20	7762-1439	68	340	0.03
T5-350-20	7762-1440	70	350	0.03
T5-355-20	7762-1441	71	355	0.03
T5-365-20	7762-1442	73	365	0.04
T5-390-20	7762-1443	78	390	0.04
T5-400-20	7762-1444	80	400	0.04
T5-410-20	7762-1445	82	410	0.04
T5-420-20	7762-1446	84	420	0.04
T5-445-20	7762-1447	89	445	0.04
T5-450-20	7762-1448	90	450	0.04
T5-455-20	7762-1449	91	455	0.04
T5-475-20	7762-1450	95	475	0.05
T5-480-20	7762-1451	96	480	0.05
T5-500-20	7762-1452	100	500	0.05
T5-510-20	7762-1453	102	510	0.05
T5-525-20	7762-1454	105	525	0.05
T5-545-20	7762-1455	109	545	0.05
T5-550-20	7762-1456	110	550	0.05
T5-560-20	7762-1457	112	560	0.05
T5-575-20	7762-1458	115	575	0.06

Part No.	Product No.	No. of Teeth	Pitch Length (mm)	Wt. Ea. (Lbs.)
T5-590-20	7762-0496	118	590	0.06
T5-600-20	7762-0484	120	600	0.06
T5-610-20	7762-1459	122	610	0.06
T5-620-20	7762-1460	124	620	0.06
T5-630-20	7762-1461	126	630	0.06
T5-640-20	7762-1462	128	640	0.06
T5-650-20	7762-1463	130	650	0.06
T5-660-20	7762-1464	132	660	0.06
T5-675-20	7762-1465	135	675	0.06
T5-690-20	7762-1466	138	690	0.07
T5-700-20	7762-1467	140	700	0.07
T5-720-20	7762-1468	144	720	0.07
T5-725-20	7762-0460	145	725	0.07
T5-750-20	7762-1469	150	750	0.07
T5-780-20	7762-1470	156	780	0.08
T5-800-20	7762-0370	160	800	0.08
T5-815-20	7762-1471	163	815	0.08
T5-830-20	7762-0610	166	830	0.08
T5-840-20	7762-1472	168	840	0.08
T5-850-20	7762-0384	170	850	0.09
T5-900-20	7762-1473	180	900	0.09
T5-940-20	7762-1474	188	940	0.09
T5-990-20	7762-1475	198	990	0.10
T5-1075-20	7762-1476	215	1075	0.10
T5-1100-20	7762-1477	220	1100	0.11
T5-1215-20	7762-1478	243	1215	0.12
T5-1315-20	7762-1479	263	1315	0.13
T5-1380-20	7762-1480	276	1380	0.13

#### T5 Pitch - 25mm Wide

Part No.	Product No.	No. of Teeth	Pitch Length (mm)	Wt. Ea. (Lbs.)
T5-150-25	7762-1490	30	150	0.02
T5-165-25	7762-1491	33	165	0.02
T5-180-25	7762-1492	36	180	0.02
T5-185-25	7762-1493	37	185	0.02
T5-200-25	7762-1494	40	200	0.02
T5-215-25	7762-1495	43	215	0.03
T5-220-25	7762-1496	44	220	0.03
T5-225-25	7762-1497	45	225	0.03
T5-245-25	7762-1498	49	245	0.03

Part No.	Product No.	No. of Teeth	Pitch Length (mm)	Wt. Ea. (Lbs.)
T5-250-25	7762-1499	50	250	0.03
T5-255-25	7762-1500	51	255	0.03
T5-260-25	7762-1501	52	260	0.03
T5-270-25	7762-1502	54	270	0.03
T5-275-25	7762-1503	55	275	0.03
T5-280-25	7762-1504	56	280	0.03
T5-295-25	7762-1505	59	295	0.04
T5-305-25	7762-1506	61	305	0.04
T5-330-25	7762-1508	66	330	0.04



## Synchro-Power® Polyurethane Belts

### Product No. Series 7762 (continued)

#### T5 Pitch - 25mm Wide (continued)

Part No.	Product No.	No. of Teeth	Pitch Length (mm)	Wt. Ea. (Lbs.)
T5-340-25	7762-1509	68	340	0.04
T5-350-25	7762-1510	70	350	0.04
T5-355-25	7762-1511	71	355	0.04
T5-365-25	7762-1512	73	365	0.04
T5-390-25	7762-1513	78	390	0.05
T5-400-25	7762-1514	80	400	0.05
T5-410-25	7762-1515	82	410	0.05
T5-420-25	7762-1516	84	420	0.05
T5-445-25	7762-1517	89	445	0.05
T5-450-25	7762-1518	90	450	0.05
T5-455-25	7762-1519	91	455	0.05
T5-475-25	7762-1520	95	475	0.06
T5-480-25	7762-1521	96	480	0.06
T5-500-25	7762-1522	100	500	0.06
T5-510-25	7762-1523	102	510	0.06
T5-525-25	7762-1524	105	525	0.06
T5-545-25	7762-1525	109	545	0.07
T5-550-25	7762-1526	110	550	0.07
T5-560-25	7762-1527	112	560	0.07
T5-575-25	7762-1528	115	575	0.07
T5-590-25	7762-0497	118	590	0.07
T5-600-25	7762-0485	120	600	0.07
T5-610-25	7762-1529	122	610	0.07
T5-620-25	7762-1530	124	620	0.07

Part No.	Product No.	No. of Teeth	Pitch Length (mm)	Wt. Ea. (Lbs.)
T5-630-25	7762-1531	126	630	0.08
T5-640-25	7762-1532	128	640	0.08
T5-650-25	7762-1533	130	650	0.08
T5-660-25	7762-1534	132	660	0.08
T5-675-25	7762-1535	135	675	0.08
T5-690-25	7762-1536	138	690	0.08
T5-700-25	7762-1537	140	700	0.08
T5-720-25	7762-1538	144	720	0.09
T5-725-25	7762-0461	145	725	0.09
T5-750-25	7762-1539	150	750	0.09
T5-780-25	7762-1540	156	780	0.09
T5-800-25	7762-0371	160	800	0.09
T5-815-25	7762-1541	163	815	0.10
T5-830-25	7762-0611	166	830	0.10
T5-840-25	7762-1542	168	840	0.10
T5-850-25	7762-0385	170	850	0.11
T5-900-25	7762-1543	180	900	0.11
T5-940-25	7762-1544	188	940	0.11
T5-990-25	7762-1545	198	990	0.12
T5-1075-25	7762-1546	215	1075	0.13
T5-1100-25	7762-1547	220	1100	0.13
T5-1215-25	7762-1548	243	1215	0.15
T5-1315-25	7762-1549	263	1315	0.16
T5-1380-25	7762-1550	276	1380	0.17

#### T5 Pitch - 32mm Wide

Part No.	Product No.	No. of Teeth	Pitch Length (mm)	Wt. Ea. (Lbs.)
T5-150-32	7762-1560	30	150	0.03
T5-165-32	7762-1561	33	165	0.03
T5-180-32	7762-1562	36	180	0.03
T5-185-32	7762-1563	37	185	0.03
T5-200-32	7762-1564	40	200	0.03
T5-215-32	7762-1565	43	215	0.03
T5-220-32	7762-1566	44	220	0.03
T5-225-32	7762-1567	45	225	0.03
T5-245-32	7762-1568	49	245	0.04
T5-250-32	7762-1569	50	250	0.04
T5-255-32	7762-1570	51	255	0.04
T5-260-32	7762-1571	52	260	0.04
T5-270-32	7762-1572	54	270	0.04
T5-275-32	7762-1573	55	275	0.04

Part No.	Product No.	No. of Teeth	Pitch Length (mm)	Wt. Ea. (Lbs.)
T5-280-32	7762-1574	56	280	0.04
T5-295-32	7762-1575	59	295	0.05
T5-305-32	7762-1576	61	305	0.05
T5-330-32	7762-1578	66	330	0.05
T5-340-32	7762-1579	68	340	0.05
T5-350-32	7762-1580	70	350	0.05
T5-355-32	7762-1581	71	355	0.05
T5-365-32	7762-1582	73	365	0.06
T5-390-32	7762-1583	78	390	0.06
T5-400-32	7762-1584	80	400	0.06
T5-410-32	7762-1585	82	410	0.06
T5-420-32	7762-1586	84	420	0.06
T5-445-32	7762-1587	89	445	0.07
T5-450-32	7762-1588	90	450	0.07



## Synchro-Power® Polyurethane Belts

SYNCHRO-POWER BELTS

### Product No. Series 7762 (continued)

#### T5 Pitch - 32mm Wide (continued)

Part No.	Product No.	No. of Teeth	Pitch Length (mm)	Wt. Ea. (Lbs.)
T5-455-32	7762-1589	91	455	0.07
T5-475-32	7762-1590	95	475	0.07
T5-480-32	7762-1591	96	480	0.07
T5-500-32	7762-1592	100	500	0.08
T5-510-32	7762-1593	102	510	0.08
T5-525-32	7762-1594	105	525	0.08
T5-545-32	7762-1595	109	545	0.08
T5-550-32	7762-1596	110	550	0.08
T5-560-32	7762-1597	112	560	0.09
T5-575-32	7762-1598	115	575	0.09
T5-590-32	7762-0498	118	590	0.09
T5-600-32	7762-0486	120	600	0.09
T5-610-32	7762-1599	122	610	0.09
T5-620-32	7762-1600	124	620	0.10
T5-630-32	7762-1601	126	630	0.10
T5-640-32	7762-1602	128	640	0.10
T5-650-32	7762-1603	130	650	0.10
T5-660-32	7762-1604	132	660	0.10
T5-675-32	7762-1605	135	675	0.10

Part No.	Product No.	No. of Teeth	Pitch Length (mm)	Wt. Ea. (Lbs.)
T5-690-32	7762-1606	138	690	0.11
T5-700-32	7762-1607	140	700	0.11
T5-720-32	7762-1608	144	720	0.11
T5-725-32	7762-0462	145	725	0.11
T5-750-32	7762-1609	150	750	0.12
T5-780-32	7762-1610	156	780	0.12
T5-800-32	7762-0372	160	800	0.13
T5-815-32	7762-1611	163	815	0.13
T5-830-32	7762-0612	166	830	0.13
T5-840-32	7762-1612	168	840	0.13
T5-850-32	7762-0386	170	850	0.13
T5-900-32	7762-1613	180	900	0.14
T5-940-32	7762-1614	188	940	0.14
T5-990-32	7762-1615	198	990	0.15
T5-1075-32	7762-1616	215	1075	0.17
T5-1100-32	7762-1617	220	1100	0.17
T5-1215-32	7762-1618	243	1215	0.19
T5-1315-32	7762-1619	263	1315	0.20
T5-1380-32	7762-1620	276	1380	0.21

#### T5 Pitch - 50mm Wide

Part No.	Product No.	No. of Teeth	Pitch Length (mm)	Wt. Ea. (Lbs.)
T5-150-50	7762-1630	30	150	0.04
T5-165-50	7762-1631	33	165	0.04
T5-180-50	7762-1632	36	180	0.04
T5-185-50	7762-1633	37	185	0.04
T5-200-50	7762-1634	40	200	0.05
T5-215-50	7762-1635	43	215	0.05
T5-220-50	7762-1636	44	220	0.05
T5-225-50	7762-1637	45	225	0.05
T5-245-50	7762-1638	49	245	0.06
T5-250-50	7762-1639	50	250	0.06
T5-255-50	7762-1640	51	255	0.06
T5-260-50	7762-1641	52	260	0.06
T5-270-50	7762-1642	54	270	0.06
T5-275-50	7762-1643	55	275	0.07
T5-280-50	7762-1644	56	280	0.07
T5-295-50	7762-1645	59	295	0.07
T5-305-50	7762-1646	61	305	0.07
T5-330-50	7762-1648	66	330	0.08
T5-340-50	7762-1649	68	340	0.08

Part No.	Product No.	No. of Teeth	Pitch Length (mm)	Wt. Ea. (Lbs.)
T5-350-50	7762-1650	70	350	0.08
T5-355-50	7762-1651	71	355	0.09
T5-365-50	7762-1652	73	365	0.09
T5-390-50	7762-1653	78	390	0.09
T5-400-50	7762-1654	80	400	0.10
T5-410-50	7762-1655	82	410	0.10
T5-420-50	7762-1656	84	420	0.10
T5-445-50	7762-1657	89	445	0.11
T5-450-50	7762-1658	90	450	0.11
T5-455-50	7762-1659	91	455	0.11
T5-475-50	7762-1660	95	475	0.11
T5-480-50	7762-1661	96	480	0.12
T5-500-50	7762-1662	100	500	0.12
T5-510-50	7762-1663	102	510	0.12
T5-525-50	7762-1664	105	525	0.13
T5-545-50	7762-1665	109	545	0.13
T5-550-50	7762-1666	110	550	0.13
T5-560-50	7762-1667	112	560	0.13
T5-575-50	7762-1668	115	575	0.14



**Synchro-Power® Polyurethane Belts**

SYNCHRO-POWER BELTS

**Product No. Series 7762 (continued)**

**T5 Pitch - 50mm Wide (continued)**

Part No.	Product No.	No. of Teeth	Pitch Length (mm)	Wt. Ea. (Lbs.)
T5-590-50	7762-0499	118	590	0.14
T5-600-50	7762-0487	120	600	0.14
T5-610-50	7762-1669	122	610	0.15
T5-620-50	7762-1670	124	620	0.15
T5-630-50	7762-1671	126	630	0.15
T5-640-50	7762-1672	128	640	0.15
T5-650-50	7762-1673	130	650	0.16
T5-660-50	7762-1674	132	660	0.16
T5-675-50	7762-1675	135	675	0.16
T5-690-50	7762-1676	138	690	0.17
T5-700-50	7762-1677	140	700	0.17
T5-720-50	7762-1678	144	720	0.17
T5-725-50	7762-0463	145	725	0.17
T5-750-50	7762-1679	150	750	0.18

Part No.	Product No.	No. of Teeth	Pitch Length (mm)	Wt. Ea. (Lbs.)
T5-780-50	7762-1680	156	780	0.19
T5-800-50	7762-0373	160	800	0.20
T5-815-50	7762-1681	163	815	0.20
T5-830-50	7762-0613	166	830	0.20
T5-840-50	7762-1682	168	840	0.20
T5-850-50	7762-0387	170	850	0.20
T5-900-50	7762-1683	180	900	0.22
T5-940-50	7762-1684	188	940	0.23
T5-990-50	7762-1685	198	990	0.24
T5-1075-50	7762-1686	215	1075	0.26
T5-1100-50	7762-1687	220	1100	0.26
T5-1215-50	7762-1688	243	1215	0.29
T5-1315-50	7762-1689	263	1315	0.32
T5-1380-50	7762-1690	276	1380	0.33

**T5 Pitch - 75mm Wide**

Part No.	Product No.	No. of Teeth	Pitch Length (mm)	Wt. Ea. (Lbs.)
T5-150-75	7762-1700	30	150	0.06
T5-165-75	7762-1701	33	165	0.06
T5-180-75	7762-1702	36	180	0.06
T5-185-75	7762-1703	37	185	0.07
T5-200-75	7762-1704	40	200	0.07
T5-215-75	7762-1705	43	215	0.08
T5-220-75	7762-1706	44	220	0.08
T5-225-75	7762-1707	45	225	0.08
T5-245-75	7762-1708	49	245	0.09
T5-250-75	7762-1709	50	250	0.09
T5-255-75	7762-1710	51	255	0.09
T5-260-75	7762-1711	52	260	0.09
T5-270-75	7762-1712	54	270	0.10
T5-275-75	7762-1713	55	275	0.10
T5-280-75	7762-1714	56	280	0.10
T5-295-75	7762-1715	59	295	0.11
T5-305-75	7762-1716	61	305	0.11
T5-330-75	7762-1718	66	330	0.12
T5-340-75	7762-1719	68	340	0.12
T5-350-75	7762-1720	70	350	0.13
T5-355-75	7762-1721	71	355	0.13
T5-365-75	7762-1722	73	365	0.13
T5-390-75	7762-1723	78	390	0.14
T5-400-75	7762-1724	80	400	0.14

Part No.	Product No.	No. of Teeth	Pitch Length (mm)	Wt. Ea. (Lbs.)
T5-410-75	7762-1725	82	410	0.15
T5-420-75	7762-1726	84	420	0.15
T5-445-75	7762-1727	89	445	0.16
T5-450-75	7762-1728	90	450	0.16
T5-455-75	7762-1729	91	455	0.16
T5-475-75	7762-1730	95	475	0.17
T5-480-75	7762-1731	96	480	0.17
T5-500-75	7762-1732	100	500	0.18
T5-510-75	7762-1733	102	510	0.18
T5-525-75	7762-1734	105	525	0.19
T5-545-75	7762-1735	109	545	0.20
T5-550-75	7762-1736	110	550	0.20
T5-560-75	7762-1737	112	560	0.20
T5-575-75	7762-1738	115	575	0.21
T5-590-75	7762-0500	118	590	0.21
T5-600-75	7762-0488	120	600	0.21
T5-610-75	7762-1739	122	610	0.22
T5-620-75	7762-1740	124	620	0.22
T5-630-75	7762-1741	126	630	0.23
T5-640-75	7762-1742	128	640	0.23
T5-650-75	7762-1743	130	650	0.23
T5-660-75	7762-1744	132	660	0.24
T5-675-75	7762-1745	135	675	0.24
T5-690-75	7762-1746	138	690	0.25





## Synchro-Power® Polyurethane Belts

SYNCHRO-POWER BELTS

### Product No. Series 7762 (continued)

#### T5 Pitch - 75mm Wide (continued)

Part No.	Product No.	No. of Teeth	Pitch Length (mm)	Wt. Ea. (Lbs.)
T5-700-75	7762-1747	140	700	0.25
T5-720-75	7762-1748	144	720	0.26
T5-725-75	7762-0464	145	725	0.26
T5-750-75	7762-1749	150	750	0.27
T5-780-75	7762-1750	156	780	0.28
T5-800-75	7762-0374	160	800	0.29
T5-815-75	7762-1751	163	815	0.29
T5-830-75	7762-0614	166	830	0.29
T5-840-75	7762-1752	168	840	0.30

Part No.	Product No.	No. of Teeth	Pitch Length (mm)	Wt. Ea. (Lbs.)
T5-850-75	7762-0388	170	850	0.30
T5-900-75	7762-1753	180	900	0.32
T5-940-75	7762-1754	188	940	0.34
T5-990-75	7762-1755	198	990	0.36
T5-1075-75	7762-1756	215	1075	0.39
T5-1100-75	7762-1757	220	1100	0.40
T5-1215-75	7762-1758	243	1215	0.44
T5-1315-75	7762-1759	263	1315	0.47
T5-1380-75	7762-1760	276	1380	0.50

#### T5 Pitch - 200mm Wide

Part No.	Product No.	No. of Teeth	Pitch Length (mm)	Wt. Ea. (Lbs.)
T5-150-200	7762-1770	30	150	0.16
T5-165-200	7762-1771	33	165	0.16
T5-180-200	7762-1772	36	180	0.16
T5-185-200	7762-1773	37	185	0.18
T5-200-200	7762-1774	40	200	0.19
T5-215-200	7762-1775	43	215	0.21
T5-220-200	7762-1776	44	220	0.21
T5-225-200	7762-1777	45	225	0.22
T5-245-200	7762-1778	49	245	0.24
T5-250-200	7762-1779	50	250	0.24
T5-255-200	7762-1780	51	255	0.25
T5-260-200	7762-1781	52	260	0.25
T5-270-200	7762-1782	54	270	0.26
T5-275-200	7762-1783	55	275	0.26
T5-280-200	7762-1784	56	280	0.27
T5-295-200	7762-1785	59	295	0.28
T5-305-200	7762-1786	61	305	0.29
T5-330-200	7762-1788	66	330	0.32
T5-340-200	7762-1789	68	340	0.33
T5-350-200	7762-1790	70	350	0.34
T5-355-200	7762-1791	71	355	0.34
T5-365-200	7762-1792	73	365	0.35
T5-390-200	7762-1793	78	390	0.38
T5-400-200	7762-1794	80	400	0.38
T5-410-200	7762-1795	82	410	0.39
T5-420-200	7762-1796	84	420	0.40
T5-445-200	7762-1797	89	445	0.43
T5-450-200	7762-1798	90	450	0.43

Part No.	Product No.	No. of Teeth	Pitch Length (mm)	Wt. Ea. (Lbs.)
T5-455-200	7762-1799	91	455	0.44
T5-475-200	7762-1800	95	475	0.46
T5-480-200	7762-1801	96	480	0.46
T5-500-200	7762-1802	100	500	0.48
T5-510-200	7762-1803	102	510	0.49
T5-525-200	7762-1804	105	525	0.51
T5-545-200	7762-1805	109	545	0.52
T5-550-200	7762-1806	110	550	0.53
T5-560-200	7762-1807	112	560	0.54
T5-575-200	7762-1808	115	575	0.55
T5-590-200	7762-0501	118	590	0.56
T5-600-200	7762-0489	120	600	0.58
T5-610-200	7762-1809	122	610	0.59
T5-620-200	7762-1810	124	620	0.60
T5-630-200	7762-1811	126	630	0.61
T5-640-200	7762-1812	128	640	0.62
T5-650-200	7762-1813	130	650	0.63
T5-660-200	7762-1814	132	660	0.63
T5-675-200	7762-1815	135	675	0.64
T5-690-200	7762-1816	138	690	0.66
T5-700-200	7762-1817	140	700	0.67
T5-720-200	7762-1818	144	720	0.69
T5-725-200	7762-0465	145	725	0.69
T5-750-200	7762-1819	150	750	0.72
T5-780-200	7762-1820	156	780	0.75
T5-800-200	7762-0376	160	800	0.77
T5-815-200	7762-1821	163	815	0.78
T5-830-200	7762-0615	166	830	0.78



## Synchro-Power® Polyurethane Belts

### Product No. Series 7762 (continued)

#### T5 Pitch - 200mm Wide (continued)

Part No.	Product No.	No. of Teeth	Pitch Length (mm)	Wt. Ea. (Lbs.)
T5-840-200	7762-1822	168	840	0.81
T5-850-200	7762-0390	170	850	0.82
T5-900-200	7762-1823	180	900	0.87
T5-940-200	7762-1824	188	940	0.90
T5-990-200	7762-1825	198	990	0.95

Part No.	Product No.	No. of Teeth	Pitch Length (mm)	Wt. Ea. (Lbs.)
T5-1075-200	7762-1826	215	1075	1.03
T5-1100-200	7762-1827	220	1100	1.06
T5-1215-200	7762-1828	243	1215	1.17
T5-1315-200	7762-1829	263	1315	1.26
T5-1380-200	7762-1830	276	1380	1.33

#### T10 Pitch - 10mm Wide

Part No.	Product No.	No. of Teeth	Pitch Length (mm)	Wt. Ea. (Lbs.)
T10-260-10	7762-2000	26	260	0.03
T10-370-10	7762-2001	37	370	0.04
T10-400-10	7762-2002	40	400	0.04
T10-410-10	7762-2003	41	410	0.04
T10-440-10	7762-2004	44	440	0.04
T10-450-10	7762-2005	45	450	0.05
T10-500-10	7762-2006	50	500	0.05
T10-530-10	7762-2007	53	530	0.05
T10-560-10	7762-2008	56	560	0.06
T10-600-10	7762-2009	60	600	0.06
T10-610-10	7762-2010	61	610	0.06
T10-630-10	7762-2011	63	630	0.06
T10-660-10	7762-2012	66	660	0.07
T10-690-10	7762-2013	69	690	0.07
T10-700-10	7762-2014	70	700	0.07
T10-720-10	7762-2015	72	720	0.07
T10-730-10	7762-2016	73	730	0.07
T10-750-10	7762-2017	75	750	0.08
T10-780-10	7762-2018	78	780	0.08
T10-800-10	7762-0326	80	800	0.10
T10-810-10	7762-2019	81	810	0.08
T10-840-10	7762-2020	84	840	0.08
T10-880-10	7762-2021	88	880	0.09
T10-890-10	7762-2022	89	890	0.09
T10-900-10	7762-2023	90	900	0.09
T10-910-10	7762-2024	91	910	0.09
T10-920-10	7762-2025	92	920	0.09
T10-950-10	7762-0339	95	950	0.10
T10-960-10	7762-2026	96	960	0.10
T10-970-10	7762-2027	97	970	0.10

Part No.	Product No.	No. of Teeth	Pitch Length (mm)	Wt. Ea. (Lbs.)
T10-980-10	7762-2028	98	980	0.10
T10-1000-10	7762-0352	100	1000	0.10
T10-1010-10	7762-2029	101	1010	0.10
T10-1080-10	7762-2030	108	1080	0.11
T10-1100-10	7762-2031	110	1100	0.11
T10-1110-10	7762-2032	111	1110	0.11
T10-1140-10	7762-2033	114	1140	0.11
T10-1150-10	7762-2034	115	1150	0.12
T10-1210-10	7762-2035	121	1210	0.12
T10-1240-10	7762-2036	124	1240	0.12
T10-1250-10	7762-2037	125	1250	0.13
T10-1300-10	7762-2038	130	1300	0.13
T10-1320-10	7762-2039	132	1320	0.13
T10-1350-10	7762-2040	135	1350	0.14
T10-1390-10	7762-2041	139	1390	0.14
T10-1400-10	7762-2042	140	1400	0.14
T10-1420-10	7762-2043	142	1420	0.14
T10-1450-10	7762-2044	145	1450	0.15
T10-1460-10	7762-2045	146	1460	0.15
T10-1500-10	7762-2046	150	1500	0.15
T10-1560-10	7762-2047	156	1560	0.16
T10-1600-10	7762-0616	160	1600	0.16
T10-1610-10	7762-2048	161	1610	0.16
T10-1700-10	7762-0593	170	1700	0.17
T10-1750-10	7762-2049	175	1750	0.18
T10-1780-10	7762-2050	178	1780	0.18
T10-1880-10	7762-2051	188	1880	0.19
T10-1960-10	7762-2052	196	1960	0.20
T10-2250-10	7762-2053	225	2250	0.23



## Synchro-Power® Polyurethane Belts

SYNCHRO-POWER BELTS

### Product No. Series 7762 (continued)

#### T10 Pitch - 12mm Wide

Part No.	Product No.	No. of Teeth	Pitch Length (mm)	Wt. Ea. (Lbs.)
T10-260-12	7762-2054	26	260	0.03
T10-370-12	7762-2055	37	370	0.04
T10-400-12	7762-2056	40	400	0.05
T10-410-12	7762-2057	41	410	0.05
T10-440-12	7762-2058	44	440	0.05
T10-450-12	7762-2059	45	450	0.05
T10-500-12	7762-2060	50	500	0.06
T10-530-12	7762-2061	53	530	0.06
T10-560-12	7762-2062	56	560	0.07
T10-600-12	7762-2063	60	600	0.07
T10-610-12	7762-2064	61	610	0.07
T10-630-12	7762-2065	63	630	0.08
T10-660-12	7762-2066	66	660	0.08
T10-690-12	7762-2067	69	690	0.08
T10-700-12	7762-2068	70	700	0.08
T10-720-12	7762-2069	72	720	0.09
T10-730-12	7762-2070	73	730	0.09
T10-750-12	7762-2071	75	750	0.09
T10-780-12	7762-2072	78	780	0.09
T10-800-12	7762-0327	80	800	0.10
T10-810-12	7762-2073	81	810	0.10
T10-840-12	7762-2074	84	840	0.10
T10-880-12	7762-2075	88	880	0.11
T10-890-12	7762-2076	89	890	0.11
T10-900-12	7762-2077	90	900	0.11
T10-910-12	7762-2078	91	910	0.11
T10-920-12	7762-2079	92	920	0.11
T10-950-12	7762-0340	95	950	0.12
T10-960-12	7762-2080	96	960	0.12
T10-970-12	7762-2081	97	970	0.12

Part No.	Product No.	No. of Teeth	Pitch Length (mm)	Wt. Ea. (Lbs.)
T10-980-12	7762-2082	98	980	0.12
T10-1000-12	7762-0353	100	1000	0.12
T10-1010-12	7762-2083	101	1010	0.12
T10-1080-12	7762-2084	108	1080	0.13
T10-1100-12	7762-2085	110	1100	0.13
T10-1110-12	7762-2086	111	1110	0.13
T10-1140-12	7762-2087	114	1140	0.14
T10-1150-12	7762-2088	115	1150	0.14
T10-1210-12	7762-2089	121	1210	0.15
T10-1240-12	7762-2090	124	1240	0.15
T10-1250-12	7762-2091	125	1250	0.15
T10-1300-12	7762-2092	130	1300	0.16
T10-1320-12	7762-2093	132	1320	0.16
T10-1350-12	7762-2094	135	1350	0.16
T10-1390-12	7762-2095	139	1390	0.17
T10-1400-12	7762-2096	140	1400	0.17
T10-1420-12	7762-2097	142	1420	0.17
T10-1450-12	7762-2098	145	1450	0.17
T10-1460-12	7762-2099	146	1460	0.18
T10-1500-12	7762-2100	150	1500	0.18
T10-1560-12	7762-2101	156	1560	0.19
T10-1600-12	7762-0617	160	1600	0.19
T10-1610-12	7762-2102	161	1610	0.19
T10-1700-12	7762-0594	170	1700	0.22
T10-1750-12	7762-2103	175	1750	0.21
T10-1780-12	7762-2104	178	1780	0.21
T10-1880-12	7762-2105	188	1880	0.23
T10-1960-12	7762-2106	196	1960	0.24
T10-2250-12	7762-2107	225	2250	0.27

#### T10 Pitch - 14mm Wide

Part No.	Product No.	No. of Teeth	Pitch Length (mm)	Wt. Ea. (Lbs.)
T10-260-14	7762-2108	26	260	0.27
T10-370-14	7762-2109	37	370	0.27
T10-400-14	7762-2110	40	400	0.27
T10-410-14	7762-2111	41	410	0.27
T10-440-14	7762-2112	44	440	0.27
T10-450-14	7762-2113	45	450	0.27
T10-500-14	7762-2114	50	500	0.27
T10-530-14	7762-2115	53	530	0.27

Part No.	Product No.	No. of Teeth	Pitch Length (mm)	Wt. Ea. (Lbs.)
T10-560-14	7762-2116	56	560	0.27
T10-600-14	7762-2117	60	600	0.27
T10-610-14	7762-2118	61	610	0.27
T10-630-14	7762-2119	63	630	0.27
T10-660-14	7762-2120	66	660	0.27
T10-690-14	7762-2121	69	690	0.27
T10-700-14	7762-2122	70	700	0.27
T10-720-14	7762-2123	72	720	0.27



# Synchro-Power® Polyurethane Belts

## Product No. Series 7762 (continued)

### T10 Pitch - 14mm Wide (continued)

Part No.	Product No.	No. of Teeth	Pitch Length (mm)	Wt. Ea. (Lbs.)
T10-730-14	7762-2124	73	730	0.27
T10-750-14	7762-2125	75	750	0.27
T10-780-14	7762-2126	78	780	0.27
T10-800-14	7762-0328	80	800	0.27
T10-810-14	7762-2127	81	810	0.27
T10-840-14	7762-2128	84	840	0.27
T10-880-14	7762-2129	88	880	0.27
T10-890-14	7762-2130	89	890	0.27
T10-900-14	7762-2131	90	900	0.27
T10-910-14	7762-2132	91	910	0.27
T10-920-14	7762-2133	92	920	0.27
T10-950-14	7762-0341	95	950	0.27
T10-960-14	7762-2134	96	960	0.27
T10-970-14	7762-2135	97	970	0.27
T10-980-14	7762-2136	98	980	0.27
T10-1000-14	7762-0354	100	1000	0.27
T10-1010-14	7762-2137	101	1010	0.27
T10-1080-14	7762-2138	108	1080	0.27
T10-1100-14	7762-2139	110	1100	0.27
T10-1110-14	7762-2140	111	1110	0.27
T10-1140-14	7762-2141	114	1140	0.27
T10-1150-14	7762-2142	115	1150	0.27

Part No.	Product No.	No. of Teeth	Pitch Length (mm)	Wt. Ea. (Lbs.)
T10-1210-14	7762-2143	121	1210	0.27
T10-1240-14	7762-2144	124	1240	0.27
T10-1250-14	7762-2145	125	1250	0.27
T10-1300-14	7762-2146	130	1300	0.27
T10-1320-14	7762-2147	132	1320	0.27
T10-1350-14	7762-2148	135	1350	0.27
T10-1390-14	7762-2149	139	1390	0.27
T10-1400-14	7762-2150	140	1400	0.27
T10-1420-14	7762-2151	142	1420	0.27
T10-1450-14	7762-2152	145	1450	0.27
T10-1460-14	7762-2153	146	1460	0.27
T10-1500-14	7762-2154	150	1500	0.27
T10-1560-14	7762-2155	156	1560	0.27
T10-1600-14	7762-0618	160	1600	0.27
T10-1610-14	7762-2156	161	1610	0.27
T10-1700-14	7762-0595	170	1700	0.27
T10-1750-14	7762-2157	175	1750	0.27
T10-1780-14	7762-2158	178	1780	0.27
T10-1880-14	7762-2159	188	1880	0.27
T10-1960-14	7762-2160	196	1960	0.27
T10-2250-14	7762-2161	225	2250	0.27

### T10 Pitch - 16mm Wide

Part No.	Product No.	No. of Teeth	Pitch Length (mm)	Wt. Ea. (Lbs.)
T10-260-16	7762-2165	26	260	0.04
T10-370-16	7762-2166	37	370	0.06
T10-400-16	7762-2167	40	400	0.06
T10-410-16	7762-2168	41	410	0.07
T10-440-16	7762-2169	44	440	0.07
T10-450-16	7762-2170	45	450	0.07
T10-500-16	7762-2171	50	500	0.08
T10-530-16	7762-2172	53	530	0.09
T10-560-16	7762-2173	56	560	0.09
T10-600-16	7762-2174	60	600	0.10
T10-610-16	7762-2175	61	610	0.10
T10-630-16	7762-2176	63	630	0.10
T10-660-16	7762-2177	66	660	0.11
T10-690-16	7762-2178	69	690	0.11
T10-700-16	7762-2179	70	700	0.11

Part No.	Product No.	No. of Teeth	Pitch Length (mm)	Wt. Ea. (Lbs.)
T10-720-16	7762-2180	72	720	0.12
T10-730-16	7762-2181	73	730	0.12
T10-750-16	7762-2182	75	750	0.12
T10-780-16	7762-2183	78	780	0.13
T10-800-16	7762-0329	80	800	0.13
T10-810-16	7762-2184	81	810	0.13
T10-840-16	7762-2185	84	840	0.13
T10-880-16	7762-2186	88	880	0.14
T10-890-16	7762-2187	89	890	0.14
T10-900-16	7762-2188	90	900	0.14
T10-910-16	7762-2189	91	910	0.15
T10-920-16	7762-2190	92	920	0.15
T10-950-16	7762-0342	95	950	0.15
T10-960-16	7762-2191	96	960	0.15
T10-970-16	7762-2192	97	970	0.16



## Synchro-Power® Polyurethane Belts

SYNCHRO-POWER BELTS

### Product No. Series 7762 (continued)

#### T10 Pitch - 16mm Wide (continued)

Part No.	Product No.	No. of Teeth	Pitch Length (mm)	Wt. Ea. (Lbs.)
T10-980-16	7762-2193	98	980	0.16
T10-1000-16	7762-0355	100	1000	0.16
T10-1010-16	7762-2194	101	1010	0.16
T10-1080-16	7762-2195	108	1080	0.17
T10-1100-16	7762-2196	110	1100	0.18
T10-1110-16	7762-2197	111	1110	0.18
T10-1140-16	7762-2198	114	1140	0.18
T10-1150-16	7762-2199	115	1150	0.18
T10-1210-16	7762-2200	121	1210	0.19
T10-1240-16	7762-2201	124	1240	0.20
T10-1250-16	7762-2202	125	1250	0.20
T10-1300-16	7762-2203	130	1300	0.21
T10-1320-16	7762-2204	132	1320	0.21
T10-1350-16	7762-2205	135	1350	0.22
T10-1390-16	7762-2206	139	1390	0.22

Part No.	Product No.	No. of Teeth	Pitch Length (mm)	Wt. Ea. (Lbs.)
T10-1400-16	7762-2207	140	1400	0.22
T10-1420-16	7762-2208	142	1420	0.23
T10-1450-16	7762-2209	145	1450	0.23
T10-1460-16	7762-2210	146	1460	0.23
T10-1500-16	7762-2211	150	1500	0.24
T10-1560-16	7762-2212	156	1560	0.25
T10-1600-16	7762-0619	160	1600	0.26
T10-1610-16	7762-2213	161	1610	0.26
T10-1700-16	7762-0596	170	1700	0.15
T10-1750-16	7762-2214	175	1750	0.28
T10-1780-16	7762-2215	178	1780	0.29
T10-1880-16	7762-2216	188	1880	0.30
T10-1960-16	7762-2217	196	1960	0.31
T10-2250-16	7762-2218	225	2250	0.36

#### T10 Pitch - 20mm Wide

Part No.	Product No.	No. of Teeth	Pitch Length (mm)	Wt. Ea. (Lbs.)
T10-260-20	7762-2220	26	260	0.05
T10-370-20	7762-2221	37	370	0.07
T10-400-20	7762-2222	40	400	0.08
T10-410-20	7762-2223	41	410	0.08
T10-440-20	7762-2224	44	440	0.09
T10-450-20	7762-2225	45	450	0.09
T10-500-20	7762-2226	50	500	0.10
T10-530-20	7762-2227	53	530	0.11
T10-560-20	7762-2228	56	560	0.11
T10-600-20	7762-2229	60	600	0.12
T10-610-20	7762-2230	61	610	0.12
T10-630-20	7762-2231	63	630	0.13
T10-660-20	7762-2232	66	660	0.13
T10-690-20	7762-2233	69	690	0.14
T10-700-20	7762-2234	70	700	0.14
T10-720-20	7762-2235	72	720	0.14
T10-730-20	7762-2236	73	730	0.14
T10-750-20	7762-2237	75	750	0.15
T10-780-20	7762-2238	78	780	0.16
T10-800-20	7762-0330	80	800	0.16
T10-810-20	7762-2239	81	810	0.16
T10-840-20	7762-2240	84	840	0.17

Part No.	Product No.	No. of Teeth	Pitch Length (mm)	Wt. Ea. (Lbs.)
T10-880-20	7762-2241	88	880	0.18
T10-890-20	7762-2242	89	890	0.18
T10-900-20	7762-2243	90	900	0.18
T10-910-20	7762-2244	91	910	0.18
T10-920-20	7762-2245	92	920	0.18
T10-950-20	7762-0343	95	950	0.19
T10-960-20	7762-2246	96	960	0.19
T10-970-20	7762-2247	97	970	0.19
T10-980-20	7762-2248	98	980	0.20
T10-1000-20	7762-0356	100	1000	0.20
T10-1010-20	7762-2249	101	1010	0.20
T10-1080-20	7762-2250	108	1080	0.22
T10-1100-20	7762-2251	110	1100	0.22
T10-1110-20	7762-2252	111	1110	0.22
T10-1140-20	7762-2253	114	1140	0.23
T10-1150-20	7762-2254	115	1150	0.23
T10-1210-20	7762-2255	121	1210	0.24
T10-1240-20	7762-2256	124	1240	0.25
T10-1250-20	7762-2257	125	1250	0.25
T10-1300-20	7762-2258	130	1300	0.26
T10-1320-20	7762-2259	132	1320	0.27
T10-1350-20	7762-2260	135	1350	0.27



**Synchro-Power® Polyurethane Belts**

SYNCHRO-POWER BELTS

**Product No. Series 7762 (continued)**

**T10 Pitch - 20mm Wide (continued)**

Part No.	Product No.	No. of Teeth	Pitch Length (mm)	Wt. Ea. (Lbs.)
T10-1390-20	7762-2261	139	1390	0.28
T10-1400-20	7762-2262	140	1400	0.28
T10-1420-20	7762-2263	142	1420	0.29
T10-1450-20	7762-2264	145	1450	0.29
T10-1460-20	7762-2265	146	1460	0.29
T10-1500-20	7762-2266	150	1500	0.30
T10-1560-20	7762-2267	156	1560	0.31
T10-1600-20	7762-0620	160	1600	0.32

Part No.	Product No.	No. of Teeth	Pitch Length (mm)	Wt. Ea. (Lbs.)
T10-1610-20	7762-2268	161	1610	0.32
T10-1700-20	7762-0597	170	1700	0.34
T10-1750-20	7762-2269	175	1750	0.35
T10-1780-20	7762-2270	178	1780	0.36
T10-1880-20	7762-2271	188	1880	0.38
T10-1960-20	7762-2272	196	1960	0.39
T10-2250-20	7762-2273	225	2250	0.45

**T10 Pitch - 25mm Wide**

Part No.	Product No.	No. of Teeth	Pitch Length (mm)	Wt. Ea. (Lbs.)
T10-260-25	7762-2275	26	260	0.07
T10-370-25	7762-2276	37	370	0.09
T10-400-25	7762-2277	40	400	0.10
T10-410-25	7762-2278	41	410	0.10
T10-440-25	7762-2279	44	440	0.11
T10-450-25	7762-2280	45	450	0.11
T10-500-25	7762-2281	50	500	0.13
T10-530-25	7762-2282	53	530	0.13
T10-560-25	7762-2283	56	560	0.14
T10-600-25	7762-2284	60	600	0.15
T10-610-25	7762-2285	61	610	0.15
T10-630-25	7762-2286	63	630	0.16
T10-660-25	7762-2287	66	660	0.17
T10-690-25	7762-2288	69	690	0.17
T10-700-25	7762-2289	70	700	0.18
T10-720-25	7762-2290	72	720	0.18
T10-730-25	7762-2291	73	730	0.18
T10-750-25	7762-2292	75	750	0.19
T10-780-25	7762-2293	78	780	0.20
T10-800-25	7762-0331	80	800	0.20
T10-810-25	7762-2294	81	810	0.20
T10-840-25	7762-2295	84	840	0.21
T10-880-25	7762-2296	88	880	0.22
T10-890-25	7762-2297	89	890	0.22
T10-900-25	7762-2298	90	900	0.23
T10-910-25	7762-2299	91	910	0.23
T10-920-25	7762-2300	92	920	0.23
T10-950-25	7762-0344	95	950	0.23
T10-960-25	7762-2301	96	960	0.24
T10-970-25	7762-2302	97	970	0.24

Part No.	Product No.	No. of Teeth	Pitch Length (mm)	Wt. Ea. (Lbs.)
T10-980-25	7762-2303	98	980	0.25
T10-1000-25	7762-0357	100	1000	0.25
T10-1010-25	7762-2304	101	1010	0.25
T10-1080-25	7762-2305	108	1080	0.27
T10-1100-25	7762-2306	110	1100	0.28
T10-1110-25	7762-2307	111	1110	0.28
T10-1140-25	7762-2308	114	1140	0.29
T10-1150-25	7762-2309	115	1150	0.29
T10-1210-25	7762-2310	121	1210	0.30
T10-1240-25	7762-2311	124	1240	0.31
T10-1250-25	7762-2312	125	1250	0.31
T10-1300-25	7762-2313	130	1300	0.33
T10-1320-25	7762-2314	132	1320	0.33
T10-1350-25	7762-2315	135	1350	0.34
T10-1390-25	7762-2316	139	1390	0.35
T10-1400-25	7762-2317	140	1400	0.35
T10-1420-25	7762-2318	142	1420	0.36
T10-1450-25	7762-2319	145	1450	0.36
T10-1460-25	7762-2320	146	1460	0.37
T10-1500-25	7762-2321	150	1500	0.38
T10-1560-25	7762-2322	156	1560	0.39
T10-1600-25	7762-0621	160	1600	0.40
T10-1610-25	7762-2323	161	1610	0.40
T10-1700-25	7762-0598	170	1700	0.42
T10-1750-25	7762-2324	175	1750	0.44
T10-1780-25	7762-2325	178	1780	0.45
T10-1880-25	7762-2326	188	1880	0.47
T10-1960-25	7762-2327	196	1960	0.49
T10-2250-25	7762-2328	225	2250	0.56



## Synchro-Power® Polyurethane Belts

SYNCHRO-POWER BELTS

### Product No. Series 7762 (continued)

#### T10 Pitch - 32mm Wide

Part No.	Product No.	No. of Teeth	Pitch Length (mm)	Wt. Ea. (Lbs.)
T10-260-32	7762-2330	26	260	0.08
T10-370-32	7762-2331	37	370	0.12
T10-400-32	7762-2332	40	400	0.13
T10-410-32	7762-2333	41	410	0.13
T10-440-32	7762-2334	44	440	0.14
T10-450-32	7762-2335	45	450	0.14
T10-500-32	7762-2336	50	500	0.16
T10-530-32	7762-2337	53	530	0.17
T10-560-32	7762-2338	56	560	0.18
T10-600-32	7762-2339	60	600	0.19
T10-610-32	7762-2340	61	610	0.20
T10-630-32	7762-2341	63	630	0.20
T10-660-32	7762-2342	66	660	0.21
T10-690-32	7762-2343	69	690	0.22
T10-700-32	7762-2344	70	700	0.22
T10-720-32	7762-2345	72	720	0.23
T10-730-32	7762-2346	73	730	0.23
T10-750-32	7762-2347	75	750	0.24
T10-780-32	7762-2348	78	780	0.25
T10-800-32	7762-0332	80	800	0.25
T10-810-32	7762-2349	81	810	0.26
T10-840-32	7762-2350	84	840	0.27
T10-880-32	7762-2351	88	880	0.28
T10-890-32	7762-2352	89	890	0.29
T10-900-32	7762-2353	90	900	0.29
T10-910-32	7762-2354	91	910	0.29
T10-920-32	7762-2355	92	920	0.30
T10-950-32	7762-0345	95	950	0.30
T10-960-32	7762-2356	96	960	0.31
T10-970-32	7762-2357	97	970	0.31

Part No.	Product No.	No. of Teeth	Pitch Length (mm)	Wt. Ea. (Lbs.)
T10-980-32	7762-2358	98	980	0.31
T10-1000-32	7762-0358	100	1000	0.31
T10-1010-32	7762-2359	101	1010	0.32
T10-1080-32	7762-2360	108	1080	0.35
T10-1100-32	7762-2361	110	1100	0.35
T10-1110-32	7762-2362	111	1110	0.36
T10-1140-32	7762-2363	114	1140	0.37
T10-1150-32	7762-2364	115	1150	0.37
T10-1210-32	7762-2365	121	1210	0.39
T10-1240-32	7762-2366	124	1240	0.40
T10-1250-32	7762-2367	125	1250	0.40
T10-1300-32	7762-2368	130	1300	0.42
T10-1320-32	7762-2369	132	1320	0.42
T10-1350-32	7762-2370	135	1350	0.43
T10-1390-32	7762-2371	139	1390	0.45
T10-1400-32	7762-2372	140	1400	0.45
T10-1420-32	7762-2373	142	1420	0.46
T10-1450-32	7762-2374	145	1450	0.47
T10-1460-32	7762-2375	146	1460	0.47
T10-1500-32	7762-2376	150	1500	0.48
T10-1560-32	7762-2377	156	1560	0.50
T10-1600-32	7762-0622	160	1600	0.52
T10-1610-32	7762-2378	161	1610	0.52
T10-1700-32	7762-0599	170	1700	0.33
T10-1750-32	7762-2379	175	1750	0.56
T10-1780-32	7762-2380	178	1780	0.57
T10-1880-32	7762-2381	188	1880	0.60
T10-1960-32	7762-2382	196	1960	0.63
T10-2250-32	7762-2383	225	2250	0.72

#### T10 Pitch - 50mm Wide

Part No.	Product No.	No. of Teeth	Pitch Length (mm)	Wt. Ea. (Lbs.)
T10-260-50	7762-2385	26	260	0.13
T10-370-50	7762-2386	37	370	0.19
T10-400-50	7762-2387	40	400	0.20
T10-410-50	7762-2388	41	410	0.21
T10-440-50	7762-2389	44	440	0.22
T10-450-50	7762-2390	45	450	0.23
T10-500-50	7762-2391	50	500	0.25

Part No.	Product No.	No. of Teeth	Pitch Length (mm)	Wt. Ea. (Lbs.)
T10-530-50	7762-2392	53	530	0.27
T10-560-50	7762-2393	56	560	0.28
T10-600-50	7762-2394	60	600	0.30
T10-610-50	7762-2395	61	610	0.31
T10-630-50	7762-2396	63	630	0.32
T10-660-50	7762-2397	66	660	0.33
T10-690-50	7762-2398	69	690	0.35



# SYNCHRO-POWER BELTS **Synchro-Power® Polyurethane Belts**

## Product No. Series 7762 (continued)

### T10 Pitch - 50mm Wide (continued)

Part No.	Product No.	No. of Teeth	Pitch Length (mm)	Wt. Ea. (Lbs.)
T10-700-50	7762-2399	70	700	0.35
T10-720-50	7762-2400	72	720	0.36
T10-730-50	7762-2401	73	730	0.36
T10-750-50	7762-2402	75	750	0.38
T10-780-50	7762-2403	78	780	0.39
T10-800-50	7762-0333	80	800	0.40
T10-810-50	7762-2404	81	810	0.41
T10-840-50	7762-2405	84	840	0.42
T10-880-50	7762-2406	88	880	0.44
T10-890-50	7762-2407	89	890	0.45
T10-900-50	7762-2408	90	900	0.45
T10-910-50	7762-2409	91	910	0.46
T10-920-50	7762-2410	92	920	0.46
T10-950-50	7762-0346	95	950	0.50
T10-960-50	7762-2411	96	960	0.48
T10-970-50	7762-2412	97	970	0.49
T10-980-50	7762-2413	98	980	0.49
T10-1000-50	7762-0359	100	1000	0.50
T10-1010-50	7762-2414	101	1010	0.51
T10-1080-50	7762-2415	108	1080	0.54
T10-1100-50	7762-2416	110	1100	0.55
T10-1110-50	7762-2417	111	1110	0.56
T10-1140-50	7762-2418	114	1140	0.57

Part No.	Product No.	No. of Teeth	Pitch Length (mm)	Wt. Ea. (Lbs.)
T10-1150-50	7762-2419	115	1150	0.58
T10-1210-50	7762-2420	121	1210	0.61
T10-1240-50	7762-2421	124	1240	0.62
T10-1250-50	7762-2422	125	1250	0.63
T10-1300-50	7762-2423	130	1300	0.65
T10-1320-50	7762-2424	132	1320	0.66
T10-1350-50	7762-2425	135	1350	0.68
T10-1390-50	7762-2426	139	1390	0.70
T10-1400-50	7762-2427	140	1400	0.70
T10-1420-50	7762-2428	142	1420	0.71
T10-1450-50	7762-2429	145	1450	0.73
T10-1460-50	7762-2430	146	1460	0.73
T10-1500-50	7762-2431	150	1500	0.75
T10-1560-50	7762-2432	156	1560	0.78
T10-1600-50	7762-0623	160	1600	0.81
T10-1610-50	7762-2433	161	1610	0.81
T10-1700-50	7762-0600	170	1700	0.85
T10-1750-50	7762-2434	175	1750	0.88
T10-1780-50	7762-2435	178	1780	0.89
T10-1880-50	7762-2436	188	1880	0.94
T10-1960-50	7762-2437	196	1960	0.98
T10-2250-50	7762-2438	225	2250	1.13

### T10 Pitch - 75mm Wide

Part No.	Product No.	No. of Teeth	Pitch Length (mm)	Wt. Ea. (Lbs.)
T10-260-75	7762-2450	26	260	0.20
T10-370-75	7762-2451	37	370	0.28
T10-400-75	7762-2452	40	400	0.30
T10-410-75	7762-2453	41	410	0.31
T10-440-75	7762-2454	44	440	0.33
T10-450-75	7762-2455	45	450	0.34
T10-500-75	7762-2456	50	500	0.38
T10-530-75	7762-2457	53	530	0.40
T10-560-75	7762-2458	56	560	0.42
T10-600-75	7762-2459	60	600	0.45
T10-610-75	7762-2460	61	610	0.46
T10-630-75	7762-2461	63	630	0.47
T10-660-75	7762-2462	66	660	0.50
T10-690-75	7762-2463	69	690	0.52
T10-700-75	7762-2464	70	700	0.53

Part No.	Product No.	No. of Teeth	Pitch Length (mm)	Wt. Ea. (Lbs.)
T10-720-75	7762-2465	72	720	0.54
T10-730-75	7762-2466	73	730	0.54
T10-750-75	7762-2467	75	750	0.56
T10-780-75	7762-2468	78	780	0.59
T10-800-75	7762-0334	80	800	0.60
T10-810-75	7762-2469	81	810	0.61
T10-840-75	7762-2470	84	840	0.63
T10-880-75	7762-2471	88	880	0.66
T10-890-75	7762-2472	89	890	0.67
T10-900-75	7762-2473	90	900	0.68
T10-910-75	7762-2474	91	910	0.69
T10-920-75	7762-2475	92	920	0.69
T10-950-75	7762-0347	95	950	0.71
T10-960-75	7762-2476	96	960	0.72
T10-970-75	7762-2477	97	970	0.73





## Synchro-Power® Polyurethane Belts

SYNCHRO-POWER BELTS

### Product No. Series 7762 (continued)

#### T10 Pitch - 75mm Wide (continued)

Part No.	Product No.	No. of Teeth	Pitch Length (mm)	Wt. Ea. (Lbs.)
T10-980-75	7762-2478	98	980	0.74
T10-1000-75	7762-0360	100	1000	0.75
T10-1010-75	7762-2479	101	1010	0.76
T10-1080-75	7762-2480	108	1080	0.81
T10-1100-75	7762-2481	110	1100	0.83
T10-1110-75	7762-2482	111	1110	0.84
T10-1140-75	7762-2483	114	1140	0.86
T10-1150-75	7762-2484	115	1150	0.87
T10-1210-75	7762-2485	121	1210	0.91
T10-1240-75	7762-2486	124	1240	0.93
T10-1250-75	7762-2487	125	1250	0.94
T10-1300-75	7762-2488	130	1300	0.98
T10-1320-75	7762-2489	132	1320	0.99
T10-1350-75	7762-2490	135	1350	1.02
T10-1390-75	7762-2491	139	1390	1.05

Part No.	Product No.	No. of Teeth	Pitch Length (mm)	Wt. Ea. (Lbs.)
T10-1400-75	7762-2492	140	1400	1.05
T10-1420-75	7762-2493	142	1420	1.07
T10-1450-75	7762-2494	145	1450	1.09
T10-1460-75	7762-2495	146	1460	1.10
T10-1500-75	7762-2496	150	1500	1.13
T10-1560-75	7762-2497	156	1560	1.17
T10-1600-75	7762-0624	160	1600	1.21
T10-1610-75	7762-2498	161	1610	1.21
T10-1700-75	7762-0601	170	1700	1.26
T10-1750-75	7762-2499	175	1750	1.32
T10-1780-75	7762-2500	178	1780	1.34
T10-1880-75	7762-2501	188	1880	1.42
T10-1960-75	7762-2502	196	1960	1.48
T10-2250-75	7762-2503	225	2250	1.69

#### T10 Pitch - 100mm Wide

Part No.	Product No.	No. of Teeth	Pitch Length (mm)	Wt. Ea. (Lbs.)
T10-260-100	7762-2505	26	260	.26
T10-370-100	7762-2506	37	370	.38
T10-400-100	7762-2507	40	400	.40
T10-410-100	7762-2508	41	410	.42
T10-440-100	7762-2509	44	440	.44
T10-450-100	7762-2510	45	450	.46
T10-500-100	7762-2511	50	500	.48
T10-530-100	7762-2512	53	530	.50
T10-560-100	7762-2513	56	560	.54
T10-600-100	7762-2514	60	600	.56
T10-610-100	7762-2515	61	610	.60
T10-630-100	7762-2516	63	630	.62
T10-660-100	7762-2517	66	660	.64
T10-690-100	7762-2518	69	690	.66
T10-700-100	7762-2519	70	700	.70
T10-720-100	7762-2520	72	720	.70
T10-730-100	7762-2521	73	730	.71
T10-750-100	7762-2522	75	750	.76
T10-780-100	7762-2523	78	780	.77
T10-800-100	7762-0335	80	800	.79
T10-810-100	7762-2524	81	810	.82
T10-840-100	7762-2525	84	840	.84

Part No.	Product No.	No. of Teeth	Pitch Length (mm)	Wt. Ea. (Lbs.)
T10-880-100	7762-2526	88	880	.85
T10-890-100	7762-2527	89	890	.90
T10-900-100	7762-2528	90	900	.92
T10-910-100	7762-2529	91	910	.92
T10-920-100	7762-2530	92	920	.94
T10-950-100	7762-0348	95	950	.96
T10-960-100	7762-2531	96	960	.98
T10-970-100	7762-2532	97	970	1.00
T10-980-100	7762-2533	98	980	1.00
T10-1000-100	7762-0361	100	1000	1.04
T10-1010-100	7762-2534	101	1010	1.06
T10-1080-100	7762-2535	108	1080	1.10
T10-1100-100	7762-2536	110	1100	1.12
T10-1110-100	7762-2537	111	1110	1.14
T10-1140-100	7762-2538	114	1140	1.14
T10-1150-100	7762-2539	115	1150	1.15
T10-1210-100	7762-2540	121	1210	1.18
T10-1240-100	7762-2541	124	1240	1.20
T10-1250-100	7762-2542	125	1250	1.22
T10-1300-100	7762-2543	130	1300	1.26
T10-1320-100	7762-2544	132	1320	1.28
T10-1350-100	7762-2545	135	1350	1.32



## Synchro-Power® Polyurethane Belts

### Product No. Series 7762 (continued)

#### T10 Pitch - 100mm Wide (continued)

Part No.	Product No.	No. of Teeth	Pitch Length (mm)	Wt. Ea. (Lbs.)
T10-1390-100	7762-2546	139	1390	1.36
T10-1400-100	7762-2547	140	1400	1.40
T10-1420-100	7762-2548	142	1420	1.42
T10-1450-100	7762-2549	145	1450	1.44
T10-1460-100	7762-2550	146	1460	1.46
T10-1500-100	7762-2551	150	1500	1.50
T10-1560-100	7762-2552	156	1560	1.56
T10-1600-100	7762-0625	160	1600	1.62

Part No.	Product No.	No. of Teeth	Pitch Length (mm)	Wt. Ea. (Lbs.)
T10-1610-100	7762-2553	161	1610	1.66
T10-1700-100	7762-0602	170	1700	1.68
T10-1750-100	7762-2554	175	1750	1.76
T10-1780-100	7762-2555	178	1780	1.88
T10-1880-100	7762-2556	188	1880	1.98
T10-1960-100	7762-2557	196	1960	2.00
T10-2250-100	7762-2558	225	2250	2.26

#### T10 Pitch - 200mm Wide

Part No.	Product No.	No. of Teeth	Pitch Length (mm)	Wt. Ea. (Lbs.)
T10-260-200	7762-2560	26	260	0.52
T10-370-200	7762-2561	37	370	0.74
T10-400-200	7762-2562	40	400	0.80
T10-410-200	7762-2563	41	410	0.82
T10-440-200	7762-2564	44	440	0.88
T10-450-200	7762-2565	45	450	0.90
T10-500-200	7762-2566	50	500	1.00
T10-530-200	7762-2567	53	530	1.06
T10-560-200	7762-2568	56	560	1.12
T10-600-200	7762-2569	60	600	1.20
T10-610-200	7762-2570	61	610	1.22
T10-630-200	7762-2571	63	630	1.26
T10-660-200	7762-2572	66	660	1.33
T10-690-200	7762-2573	69	690	1.39
T10-700-200	7762-2574	70	700	1.41
T10-720-200	7762-2575	72	720	1.45
T10-730-200	7762-2576	73	730	1.45
T10-750-200	7762-2577	75	750	1.51
T10-780-200	7762-2578	78	780	1.57
T10-800-200	7762-0336	80	800	1.61
T10-810-200	7762-2579	81	810	1.63
T10-840-200	7762-2580	84	840	1.69
T10-880-200	7762-2581	88	880	1.77
T10-890-200	7762-2582	89	890	1.79
T10-900-200	7762-2583	90	900	1.81
T10-910-200	7762-2584	91	910	1.83
T10-920-200	7762-2585	92	920	1.85
T10-950-200	7762-0349	95	950	1.91
T10-960-200	7762-2586	96	960	1.93
T10-970-200	7762-2587	97	970	1.95

Part No.	Product No.	No. of Teeth	Pitch Length (mm)	Wt. Ea. (Lbs.)
T10-980-200	7762-2588	98	980	1.97
T10-1000-200	7762-0362	100	1000	1.97
T10-1010-200	7762-2589	101	1010	2.03
T10-1080-200	7762-2590	108	1080	2.17
T10-1100-200	7762-2591	110	1100	2.21
T10-1110-200	7762-2592	111	1110	2.23
T10-1140-200	7762-2593	114	1140	2.29
T10-1150-200	7762-2594	115	1150	2.31
T10-1210-200	7762-2595	121	1210	2.43
T10-1240-200	7762-2596	124	1240	2.49
T10-1250-200	7762-2597	125	1250	2.51
T10-1300-200	7762-2598	130	1300	2.61
T10-1320-200	7762-2599	132	1320	2.65
T10-1350-200	7762-2600	135	1350	2.71
T10-1390-200	7762-2601	139	1390	2.79
T10-1400-200	7762-2602	140	1400	2.81
T10-1420-200	7762-2603	142	1420	2.85
T10-1450-200	7762-2604	145	1450	2.91
T10-1460-200	7762-2605	146	1460	2.93
T10-1500-200	7762-2606	150	1500	3.01
T10-1560-200	7762-2607	156	1560	3.13
T10-1600-200	7762-0626	160	1600	3.23
T10-1610-200	7762-2608	161	1610	3.23
T10-1700-200	7762-0603	170	1700	3.33
T10-1750-200	7762-2609	175	1750	3.51
T10-1780-200	7762-2610	178	1780	3.57
T10-1880-200	7762-2611	188	1880	3.77
T10-1960-200	7762-2612	196	1960	3.94
T10-2250-200	7762-2613	225	2250	4.52



## Synchro-Power® Polyurethane Belts

SYNCHRO-POWER BELTS

### Product No. Series 7762 (continued)

#### AT5 Pitch - 4mm Wide

Part No.	Product No.	No. of Teeth	Pitch Length (mm)	Wt. Ea. (Lbs.)
AT5-255-4	7762-3001	51	255	0.01
AT5-275-4	7762-3002	55	275	0.01
AT5-280-4	7762-3003	56	280	0.01
AT5-300-4	7762-3004	60	300	0.01
AT5-340-4	7762-3005	68	340	0.01
AT5-375-4	7762-3006	75	375	0.01
AT5-390-4	7762-3007	78	390	0.01
AT5-420-4	7762-3008	84	420	0.01
AT5-455-4	7762-3009	91	455	0.01
AT5-500-4	7762-3010	100	500	0.02
AT5-545-4	7762-3011	109	545	0.02
AT5-600-4	7762-3012	120	600	0.02

Part No.	Product No.	No. of Teeth	Pitch Length (mm)	Wt. Ea. (Lbs.)
AT5-610-4	7762-3013	122	610	0.02
AT5-630-4	7762-3014	126	630	0.02
AT5-660-4	7762-3015	132	660	0.02
AT5-720-4	7762-3016	144	720	0.02
AT5-750-4	7762-3017	150	750	0.02
AT5-780-4	7762-3018	156	780	0.02
AT5-825-4	7762-3019	165	825	0.02
AT5-975-4	7762-3020	195	975	0.03
AT5-1050-4	7762-3021	210	1050	0.03
AT5-1125-4	7762-3022	225	1125	0.03
AT5-1500-4	7762-3311	300	1500	0.04

#### AT5 Pitch - 6mm Wide

Part No.	Product No.	No. of Teeth	Pitch Length (mm)	Wt. Ea. (Lbs.)
AT5-255-6	7762-3025	51	255	0.01
AT5-275-6	7762-3026	55	275	0.01
AT5-280-6	7762-3027	56	280	0.01
AT5-300-6	7762-3028	60	300	0.01
AT5-340-6	7762-3029	68	340	0.02
AT5-375-6	7762-3030	75	375	0.02
AT5-390-6	7762-3031	78	390	0.02
AT5-420-6	7762-3032	84	420	0.02
AT5-455-6	7762-3033	91	455	0.02
AT5-500-6	7762-3034	100	500	0.02
AT5-545-6	7762-3035	109	545	0.02
AT5-600-6	7762-3036	120	600	0.03

Part No.	Product No.	No. of Teeth	Pitch Length (mm)	Wt. Ea. (Lbs.)
AT5-610-6	7762-3037	122	610	0.03
AT5-630-6	7762-3038	126	630	0.03
AT5-660-6	7762-3039	132	660	0.03
AT5-720-6	7762-3040	144	720	0.03
AT5-750-6	7762-3041	150	750	0.03
AT5-780-6	7762-3042	156	780	0.04
AT5-825-6	7762-3043	165	825	0.04
AT5-975-6	7762-3044	195	975	0.04
AT5-1050-6	7762-3045	210	1050	0.05
AT5-1125-6	7762-3046	225	1125	0.05
AT5-1500-6	7762-3312	300	1500	0.06

#### AT5 Pitch - 8mm Wide

Part No.	Product No.	No. of Teeth	Pitch Length (mm)	Wt. Ea. (Lbs.)
AT5-255-8	7762-3049	51	255	0.02
AT5-275-8	7762-3050	55	275	0.02
AT5-280-8	7762-3051	56	280	0.02
AT5-300-8	7762-3052	60	300	0.02
AT5-340-8	7762-3053	68	340	0.02
AT5-375-8	7762-3054	75	375	0.02
AT5-390-8	7762-3055	78	390	0.02
AT5-420-8	7762-3056	84	420	0.03
AT5-455-8	7762-3057	91	455	0.03
AT5-500-8	7762-3058	100	500	0.03
AT5-545-8	7762-3059	109	545	0.03
AT5-600-8	7762-3060	120	600	0.04

Part No.	Product No.	No. of Teeth	Pitch Length (mm)	Wt. Ea. (Lbs.)
AT5-610-8	7762-3061	122	610	0.04
AT5-630-8	7762-3062	126	630	0.04
AT5-660-8	7762-3063	132	660	0.04
AT5-720-8	7762-3064	144	720	0.04
AT5-750-8	7762-3065	150	750	0.05
AT5-780-8	7762-3066	156	780	0.05
AT5-825-8	7762-3067	165	825	0.05
AT5-975-8	7762-3068	195	975	0.06
AT5-1050-8	7762-3069	210	1050	0.06
AT5-1125-8	7762-3070	225	1125	0.07
AT5-1500-8	7762-3313	300	1500	0.09



## Synchro-Power® Polyurethane Belts

### Product No. Series 7762 (continued)

#### AT5 Pitch - 10mm Wide

Part No.	Product No.	No. of Teeth	Pitch Length (mm)	Wt. Ea. (Lbs.)
AT5-255-10	7762-3073	51	255	0.02
AT5-275-10	7762-3074	55	275	0.02
AT5-280-10	7762-3075	56	280	0.02
AT5-300-10	7762-3076	60	300	0.02
AT5-340-10	7762-3077	68	340	0.03
AT5-375-10	7762-3078	75	375	0.03
AT5-390-10	7762-3079	78	390	0.03
AT5-420-10	7762-3080	84	420	0.03
AT5-455-10	7762-3081	91	455	0.03
AT5-500-10	7762-3082	100	500	0.04
AT5-545-10	7762-3083	109	545	0.04
AT5-600-10	7762-3084	120	600	0.05

Part No.	Product No.	No. of Teeth	Pitch Length (mm)	Wt. Ea. (Lbs.)
AT5-610-10	7762-3085	122	610	0.05
AT5-630-10	7762-3086	126	630	0.05
AT5-660-10	7762-3087	132	660	0.05
AT5-720-10	7762-3088	144	720	0.05
AT5-750-10	7762-3089	150	750	0.06
AT5-780-10	7762-3090	156	780	0.06
AT5-825-10	7762-3091	165	825	0.06
AT5-975-10	7762-3092	195	975	0.07
AT5-1050-10	7762-3093	210	1050	0.08
AT5-1125-10	7762-3094	225	1125	0.09
AT5-1500-10	7762-3314	300	1500	0.11

#### AT5 Pitch - 12mm Wide

Part No.	Product No.	No. of Teeth	Pitch Length (mm)	Wt. Ea. (Lbs.)
AT5-255-12	7762-3097	51	255	0.03
AT5-275-12	7762-3098	55	275	0.03
AT5-280-12	7762-3099	56	280	0.03
AT5-300-12	7762-3100	60	300	0.03
AT5-340-12	7762-3101	68	340	0.03
AT5-375-12	7762-3102	75	375	0.03
AT5-390-12	7762-3103	78	390	0.04
AT5-420-12	7762-3104	84	420	0.04
AT5-455-12	7762-3105	91	455	0.04
AT5-500-12	7762-3106	100	500	0.05
AT5-545-12	7762-3107	109	545	0.05
AT5-600-12	7762-3108	120	600	0.05

Part No.	Product No.	No. of Teeth	Pitch Length (mm)	Wt. Ea. (Lbs.)
AT5-610-12	7762-3109	122	610	0.06
AT5-630-12	7762-3110	126	630	0.06
AT5-660-12	7762-3111	132	660	0.06
AT5-720-12	7762-3112	144	720	0.07
AT5-750-12	7762-3113	150	750	0.07
AT5-780-12	7762-3114	156	780	0.07
AT5-825-12	7762-3115	165	825	0.07
AT5-975-12	7762-3116	195	975	0.09
AT5-1050-12	7762-3117	210	1050	0.10
AT5-1125-12	7762-3118	225	1125	0.10
AT5-1500-12	7762-3315	300	1500	0.13

#### AT5 Pitch - 16mm Wide

Part No.	Product No.	No. of Teeth	Pitch Length (mm)	Wt. Ea. (Lbs.)
AT5-255-16	7762-3121	51	255	0.03
AT5-275-16	7762-3122	55	275	0.03
AT5-280-16	7762-3123	56	280	0.03
AT5-300-16	7762-3124	60	300	0.04
AT5-340-16	7762-3125	68	340	0.04
AT5-375-16	7762-3126	75	375	0.05
AT5-390-16	7762-3127	78	390	0.05
AT5-420-16	7762-3128	84	420	0.05
AT5-455-16	7762-3129	91	455	0.06

Part No.	Product No.	No. of Teeth	Pitch Length (mm)	Wt. Ea. (Lbs.)
AT5-500-16	7762-3130	100	500	0.06
AT5-545-16	7762-3131	109	545	0.07
AT5-600-16	7762-3132	120	600	0.07
AT5-610-16	7762-3133	122	610	0.07
AT5-630-16	7762-3134	126	630	0.08
AT5-660-16	7762-3135	132	660	0.08
AT5-720-16	7762-3136	144	720	0.09
AT5-750-16	7762-3137	150	750	0.09
AT5-780-16	7762-3138	156	780	0.09



## Synchro-Power® Polyurethane Belts

SYNCHRO-POWER BELTS

### Product No. Series 7762 (continued)

#### AT5 Pitch - 16mm Wide (continued)

Part No.	Product No.	No. of Teeth	Pitch Length (mm)	Wt. Ea. (Lbs.)
AT5-825-16	7762-3139	165	825	0.10
AT5-975-16	7762-3140	195	975	0.12
AT5-1050-16	7762-3141	210	1050	0.13

Part No.	Product No.	No. of Teeth	Pitch Length (mm)	Wt. Ea. (Lbs.)
AT5-1125-16	7762-3142	225	1125	0.14
AT5-1500-16	7762-3316	300	1500	0.18

#### AT5 Pitch - 20mm Wide

Part No.	Product No.	No. of Teeth	Pitch Length (mm)	Wt. Ea. (Lbs.)
AT5-255-20	7762-3145	51	255	0.03
AT5-275-20	7762-3146	55	275	0.04
AT5-280-20	7762-3147	56	280	0.04
AT5-300-20	7762-3148	60	300	0.05
AT5-340-20	7762-3149	68	340	0.05
AT5-375-20	7762-3150	75	375	0.06
AT5-390-20	7762-3151	78	390	0.06
AT5-420-20	7762-3152	84	420	0.06
AT5-455-20	7762-3153	91	455	0.07
AT5-500-20	7762-3154	100	500	0.08
AT5-545-20	7762-3155	109	545	0.08
AT5-600-20	7762-3156	120	600	0.09

Part No.	Product No.	No. of Teeth	Pitch Length (mm)	Wt. Ea. (Lbs.)
AT5-610-20	7762-3157	122	610	0.09
AT5-630-20	7762-3158	126	630	0.10
AT5-660-20	7762-3159	132	660	0.10
AT5-720-20	7762-3160	144	720	0.11
AT5-750-20	7762-3161	150	750	0.11
AT5-780-20	7762-3162	156	780	0.12
AT5-825-20	7762-3163	165	825	0.12
AT5-975-20	7762-3164	195	975	0.15
AT5-1050-20	7762-3165	210	1050	0.16
AT5-1125-20	7762-3166	225	1125	0.17
AT5-1500-20	7762-3317	300	1500	0.22

#### AT5 Pitch - 25mm Wide

Part No.	Product No.	No. of Teeth	Pitch Length (mm)	Wt. Ea. (Lbs.)
AT5-255-25	7762-3169	51	255	0.04
AT5-275-25	7762-3170	55	275	0.05
AT5-280-25	7762-3171	56	280	0.05
AT5-300-25	7762-3172	60	300	0.06
AT5-340-25	7762-3173	68	340	0.06
AT5-375-25	7762-3174	75	375	0.07
AT5-390-25	7762-3175	78	390	0.07
AT5-420-25	7762-3176	84	420	0.08
AT5-455-25	7762-3177	91	455	0.09
AT5-500-25	7762-3178	100	500	0.09
AT5-545-25	7762-3179	109	545	0.10
AT5-600-25	7762-3180	120	600	0.11

Part No.	Product No.	No. of Teeth	Pitch Length (mm)	Wt. Ea. (Lbs.)
AT5-610-25	7762-3181	122	610	0.12
AT5-630-25	7762-3182	126	630	0.12
AT5-660-25	7762-3183	132	660	0.12
AT5-720-25	7762-3184	144	720	0.14
AT5-750-25	7762-3185	150	750	0.14
AT5-780-25	7762-3186	156	780	0.15
AT5-825-25	7762-3187	165	825	0.16
AT5-975-25	7762-3188	195	975	0.18
AT5-1050-25	7762-3189	210	1050	0.20
AT5-1125-25	7762-3190	225	1125	0.21
AT5-1500-25	7762-3318	300	1500	0.28



# SYNCHRO-POWER BELTS

## Synchro-Power® Polyurethane Belts

### Product No. Series 7762 (continued)

#### AT5 Pitch - 32mm Wide

Part No.	Product No.	No. of Teeth	Pitch Length (mm)	Wt. Ea. (Lbs.)
AT5-255-32	7762-3193	51	255	0.05
AT5-275-32	7762-3194	55	275	0.05
AT5-280-32	7762-3195	56	280	0.05
AT5-300-32	7762-3196	60	300	0.06
AT5-340-32	7762-3197	68	340	0.06
AT5-375-32	7762-3198	75	375	0.07
AT5-390-32	7762-3199	78	390	0.07
AT5-420-32	7762-3200	84	420	0.08
AT5-455-32	7762-3201	91	455	0.09
AT5-500-32	7762-3202	100	500	0.09
AT5-545-32	7762-3203	109	545	0.10
AT5-600-32	7762-3204	120	600	0.11

Part No.	Product No.	No. of Teeth	Pitch Length (mm)	Wt. Ea. (Lbs.)
AT5-610-32	7762-3205	122	610	0.12
AT5-630-32	7762-3206	126	630	0.12
AT5-660-32	7762-3207	132	660	0.12
AT5-720-32	7762-3208	144	720	0.14
AT5-750-32	7762-3209	150	750	0.14
AT5-780-32	7762-3210	156	780	0.15
AT5-825-32	7762-3211	165	825	0.16
AT5-975-32	7762-3212	195	975	0.18
AT5-1050-32	7762-3213	210	1050	0.20
AT5-1125-32	7762-3214	225	1125	0.21
AT5-1500-32	7762-3319	300	1500	0.28

#### AT5 Pitch - 50mm Wide

Part No.	Product No.	No. of Teeth	Pitch Length (mm)	Wt. Ea. (Lbs.)
AT5-255-50	7762-3217	51	255	0.09
AT5-275-50	7762-3218	55	275	0.10
AT5-280-50	7762-3219	56	280	0.11
AT5-300-50	7762-3220	60	300	0.11
AT5-340-50	7762-3221	68	340	0.13
AT5-375-50	7762-3222	75	375	0.14
AT5-390-50	7762-3223	78	390	0.15
AT5-420-50	7762-3224	84	420	0.16
AT5-455-50	7762-3225	91	455	0.17
AT5-500-50	7762-3226	100	500	0.19
AT5-545-50	7762-3227	109	545	0.21
AT5-600-50	7762-3228	120	600	0.23

Part No.	Product No.	No. of Teeth	Pitch Length (mm)	Wt. Ea. (Lbs.)
AT5-610-50	7762-3229	122	610	0.23
AT5-630-50	7762-3230	126	630	0.25
AT5-660-50	7762-3231	132	660	0.25
AT5-720-50	7762-3232	144	720	0.27
AT5-750-50	7762-3233	150	750	0.28
AT5-780-50	7762-3234	156	780	0.30
AT5-825-50	7762-3235	165	825	0.31
AT5-975-50	7762-3236	195	975	0.37
AT5-1050-50	7762-3237	210	1050	0.40
AT5-1125-50	7762-3238	225	1125	0.43
AT5-1500-50	7762-3320	300	1500	0.56

#### AT5 Pitch - 75mm Wide

Part No.	Product No.	No. of Teeth	Pitch Length (mm)	Wt. Ea. (lbs)
AT5-255-75	7762-3241	51	255	0.16
AT5-275-75	7762-3242	55	275	0.16
AT5-280-75	7762-3243	56	280	0.16
AT5-300-75	7762-3244	60	300	0.17
AT5-340-75	7762-3245	68	340	0.19
AT5-375-75	7762-3246	75	375	0.21
AT5-390-75	7762-3247	78	390	0.22
AT5-420-75	7762-3248	84	420	0.24

Part No.	Product No.	No. of Teeth	Pitch Length (mm)	Wt. Ea. (lbs)
AT5-455-75	7762-3249	91	455	0.26
AT5-500-75	7762-3250	100	500	0.28
AT5-545-75	7762-3251	109	545	0.31
AT5-600-75	7762-3252	120	600	0.34
AT5-610-75	7762-3253	122	610	0.35
AT5-630-75	7762-3254	126	630	0.36
AT5-660-75	7762-3255	132	660	0.37
AT5-720-75	7762-3256	144	720	0.41



## Synchro-Power® Polyurethane Belts

SYNCHRO-POWER BELTS

### Product No. Series 7762 (continued)

#### AT5 Pitch - 75mm Wide (continued)

Part No.	Product No.	No. of Teeth	Pitch Length (mm)	Wt. Ea. (lbs)
AT5-750-75	7762-3257	150	750	0.43
AT5-780-75	7762-3258	156	780	0.44
AT5-825-75	7762-3259	165	825	0.47
AT5-975-75	7762-3260	195	975	0.55

Part No.	Product No.	No. of Teeth	Pitch Length (mm)	Wt. Ea. (lbs)
AT5-1050-75	7762-3261	210	1050	0.60
AT5-1125-75	7762-3262	225	1125	0.64
AT5-1500-75	7762-3321	300	1500	0.85

#### AT5 Pitch - 100mm Wide

Part No.	Product No.	No. of Teeth	Pitch Length (mm)	Wt. Ea. (lbs)
AT5-255-100	7762-3265	51	255	.17
AT5-275-100	7762-3266	55	275	.18
AT5-280-100	7762-3267	56	280	.21
AT5-300-100	7762-3268	60	300	.23
AT5-340-100	7762-3269	68	340	.26
AT5-375-100	7762-3270	75	375	.29
AT5-390-100	7762-3271	78	390	.30
AT5-420-100	7762-3272	84	420	.32
AT5-455-100	7762-3273	91	455	.34
AT5-500-100	7762-3274	100	500	.38
AT5-545-100	7762-3275	109	545	.41
AT5-600-100	7762-3276	120	600	.44

Part No.	Product No.	No. of Teeth	Pitch Length (mm)	Wt. Ea. (lbs)
AT5-610-100	7762-3277	122	610	.46
AT5-630-100	7762-3278	126	630	.48
AT5-660-100	7762-3279	132	660	.50
AT5-720-100	7762-3280	144	720	.54
AT5-750-100	7762-3281	150	750	.57
AT5-780-100	7762-3282	156	780	.59
AT5-825-100	7762-3283	165	825	.69
AT5-975-100	7762-3284	195	975	.75
AT5-1050-100	7762-3285	210	1050	.84
AT5-1125-100	7762-3286	225	1125	.90
AT5-1500-100	7762-3322	300	1500	1.14

#### AT5 Pitch - 200mm Wide

Part No.	Product No.	No. of Teeth	Pitch Length (mm)	Wt. Ea. (lbs)
AT5-255-200	7762-3289	51	255	0.34
AT5-275-200	7762-3290	55	275	0.37
AT5-280-200	7762-3291	56	280	0.42
AT5-300-200	7762-3292	60	300	0.45
AT5-340-200	7762-3293	68	340	0.52
AT5-375-200	7762-3294	75	375	0.57
AT5-390-200	7762-3295	78	390	0.59
AT5-420-200	7762-3296	84	420	0.64
AT5-455-200	7762-3297	91	455	0.69
AT5-500-200	7762-3298	100	500	0.76
AT5-545-200	7762-3299	109	545	0.83
AT5-600-200	7762-3300	120	600	0.91

Part No.	Product No.	No. of Teeth	Pitch Length (mm)	Wt. Ea. (lbs)
AT5-610-200	7762-3301	122	610	0.92
AT5-630-200	7762-3302	126	630	0.96
AT5-660-200	7762-3303	132	660	1.00
AT5-720-200	7762-3304	144	720	1.09
AT5-750-200	7762-3305	150	750	1.14
AT5-780-200	7762-3306	156	780	1.18
AT5-825-200	7762-3307	165	825	1.25
AT5-975-200	7762-3308	195	975	1.48
AT5-1050-200	7762-3309	210	1050	1.59
AT5-1125-200	7762-3310	225	1125	1.70
AT5-1500-200	7762-3323	300	1500	2.27



## Synchro-Power® Polyurethane Belts

### Product No. Series 7762 (continued)

#### AT10 Pitch - 12mm Wide

Part No.	Product No.	No. of Teeth	Pitch Length (mm)	Wt. Ea. (Lbs.)
AT10-500-12	7762-4000	50	500	0.08
AT10-560-12	7762-4001	56	560	0.08
AT10-610-12	7762-4002	61	610	0.09
AT10-660-12	7762-4003	66	660	0.10
AT10-700-12	7762-4004	70	700	0.11
AT10-730-12	7762-4005	73	730	0.11
AT10-780-12	7762-4006	78	780	0.12
AT10-800-12	7762-4007	80	800	0.12
AT10-810-12	7762-4008	81	810	0.12
AT10-840-12	7762-4009	84	840	0.13
AT10-890-12	7762-4010	89	890	0.13
AT10-920-12	7762-4011	92	920	0.14
AT10-960-12	7762-4012	96	960	0.14

Part No.	Product No.	No. of Teeth	Pitch Length (mm)	Wt. Ea. (Lbs.)
AT10-980-12	7762-4013	98	980	0.15
AT10-1010-12	7762-4014	101	1010	0.15
AT10-1050-12	7762-4015	105	1050	0.16
AT10-1080-12	7762-4016	108	1080	0.16
AT10-1150-12	7762-4017	115	1150	0.17
AT10-1210-12	7762-4018	121	1210	0.18
AT10-1250-12	7762-4019	125	1250	0.19
AT10-1320-12	7762-4020	132	1320	0.20
AT10-1400-12	7762-4021	140	1400	0.21
AT10-1500-12	7762-4022	150	1500	0.23
AT10-1600-12	7762-4023	160	1600	0.24
AT10-1700-12	7762-4024	170	1700	0.26
AT10-1800-12	7762-4226	180	1800	0.27

#### AT10 Pitch - 16mm Wide

Part No.	Product No.	No. of Teeth	Pitch Length (mm)	Wt. Ea. (Lbs.)
AT10-500-16	7762-4025	50	500	0.10
AT10-560-16	7762-4026	56	560	0.11
AT10-610-16	7762-4027	61	610	0.12
AT10-660-16	7762-4028	66	660	0.13
AT10-700-16	7762-4029	70	700	0.14
AT10-730-16	7762-4030	73	730	0.15
AT10-780-16	7762-4031	78	780	0.16
AT10-800-16	7762-4032	80	800	0.16
AT10-810-16	7762-4033	81	810	0.17
AT10-840-16	7762-4034	84	840	0.17
AT10-890-16	7762-4035	89	890	0.18
AT10-920-16	7762-4036	92	920	0.18
AT10-960-16	7762-4037	96	960	0.19

Part No.	Product No.	No. of Teeth	Pitch Length (mm)	Wt. Ea. (Lbs.)
AT10-980-16	7762-4038	98	980	0.20
AT10-1010-16	7762-4039	101	1010	0.20
AT10-1050-16	7762-4040	105	1050	0.21
AT10-1080-16	7762-4041	108	1080	0.22
AT10-1150-16	7762-4042	115	1150	0.23
AT10-1210-16	7762-4043	121	1210	0.24
AT10-1250-16	7762-4044	125	1250	0.25
AT10-1320-16	7762-4045	132	1320	0.26
AT10-1400-16	7762-4046	140	1400	0.28
AT10-1500-16	7762-4047	150	1500	0.30
AT10-1600-16	7762-4048	160	1600	0.32
AT10-1700-16	7762-4049	170	1700	0.34
AT10-1800-16	7762-4228	180	1800	0.36

#### AT10 Pitch - 20mm Wide

Part No.	Product No.	No. of Teeth	Pitch Length (mm)	Wt. Ea. (Lbs.)
AT10-500-20	7762-4050	50	500	0.13
AT10-560-20	7762-4051	56	560	0.14
AT10-610-20	7762-4052	61	610	0.15
AT10-660-20	7762-4053	66	660	0.17
AT10-700-20	7762-4054	70	700	0.18
AT10-730-20	7762-4055	73	730	0.18

Part No.	Product No.	No. of Teeth	Pitch Length (mm)	Wt. Ea. (Lbs.)
AT10-780-20	7762-4056	78	780	0.20
AT10-800-20	7762-4057	80	800	0.20
AT10-810-20	7762-4058	81	810	0.21
AT10-840-20	7762-4059	84	840	0.21
AT10-890-20	7762-4060	89	890	0.22
AT10-920-20	7762-4061	92	920	0.23





## Synchro-Power® Polyurethane Belts

### Product No. Series 7762 (continued)

#### AT10 Pitch - 20mm Wide (continued)

Part No.	Product No.	No. of Teeth	Pitch Length (mm)	Wt. Ea. (Lbs.)
AT10-960-20	7762-4062	96	960	0.24
AT10-980-20	7762-4063	98	980	0.25
AT10-1010-20	7762-4064	101	1010	0.25
AT10-1050-20	7762-4065	105	1050	0.26
AT10-1080-20	7762-4066	108	1080	0.27
AT10-1150-20	7762-4067	115	1150	0.29
AT10-1210-20	7762-4068	121	1210	0.30

Part No.	Product No.	No. of Teeth	Pitch Length (mm)	Wt. Ea. (Lbs.)
AT10-1250-20	7762-4069	125	1250	0.31
AT10-1320-20	7762-4070	132	1320	0.33
AT10-1400-20	7762-4071	140	1400	0.35
AT10-1500-20	7762-4072	150	1500	0.38
AT10-1600-20	7762-4073	160	1600	0.40
AT10-1700-20	7762-4074	170	1700	0.43
AT10-1800-20	7762-4230	180	1800	0.45

#### AT10 Pitch - 25mm Wide

Part No.	Product No.	No. of Teeth	Pitch Length (mm)	Wt. Ea. (Lbs.)
AT10-500-25	7762-4075	50	500	0.16
AT10-560-25	7762-4076	56	560	0.18
AT10-610-25	7762-4077	61	610	0.19
AT10-660-25	7762-4078	66	660	0.21
AT10-700-25	7762-4079	70	700	0.22
AT10-730-25	7762-4080	73	730	0.23
AT10-780-25	7762-4081	78	780	0.24
AT10-800-25	7762-4082	80	800	0.25
AT10-810-25	7762-4083	81	810	0.26
AT10-840-25	7762-4084	84	840	0.26
AT10-890-25	7762-4085	89	890	0.28
AT10-920-25	7762-4086	92	920	0.29
AT10-960-25	7762-4087	96	960	0.30

Part No.	Product No.	No. of Teeth	Pitch Length (mm)	Wt. Ea. (Lbs.)
AT10-980-25	7762-4088	98	980	0.31
AT10-1010-25	7762-4089	101	1010	0.32
AT10-1050-25	7762-4090	105	1050	0.33
AT10-1080-25	7762-4091	108	1080	0.34
AT10-1150-25	7762-4092	115	1150	0.36
AT10-1210-25	7762-4093	121	1210	0.38
AT10-1250-25	7762-4094	125	1250	0.39
AT10-1320-25	7762-4095	132	1320	0.41
AT10-1400-25	7762-4096	140	1400	0.44
AT10-1500-25	7762-4097	150	1500	0.47
AT10-1600-25	7762-4098	160	1600	0.50
AT10-1700-25	7762-4099	170	1700	0.53
AT10-1800-25	7762-4242	180	1800	0.56

#### AT10 Pitch - 32mm Wide

Part No.	Product No.	No. of Teeth	Pitch Length (mm)	Wt. Ea. (Lbs.)
AT10-500-32	7762-4100	50	500	0.20
AT10-560-32	7762-4101	56	560	0.22
AT10-610-32	7762-4102	61	610	0.24
AT10-660-32	7762-4103	66	660	0.26
AT10-700-32	7762-4104	70	700	0.28
AT10-730-32	7762-4105	73	730	0.29
AT10-780-32	7762-4106	78	780	0.31
AT10-800-32	7762-4107	80	800	0.32
AT10-810-32	7762-4108	81	810	0.33

Part No.	Product No.	No. of Teeth	Pitch Length (mm)	Wt. Ea. (Lbs.)
AT10-840-32	7762-4109	84	840	0.34
AT10-890-32	7762-4110	89	890	0.36
AT10-920-32	7762-4111	92	920	0.37
AT10-960-32	7762-4112	96	960	0.39
AT10-980-32	7762-4113	98	980	0.39
AT10-1010-32	7762-4114	101	1010	0.41
AT10-1050-32	7762-4115	105	1050	0.42
AT10-1080-32	7762-4116	108	1080	0.43
AT10-1150-32	7762-4117	115	1150	0.46



## Synchro-Power® Polyurethane Belts

### Product No. Series 7762 (continued)

#### AT10 Pitch - 32mm Wide (continued)

Part No.	Product No.	No. of Teeth	Pitch Length (mm)	Wt. Ea. (Lbs.)
AT10-1210-32	7762-4118	121	1210	0.49
AT10-1250-32	7762-4119	125	1250	0.50
AT10-1320-32	7762-4120	132	1320	0.53
AT10-1400-32	7762-4121	140	1400	0.56

Part No.	Product No.	No. of Teeth	Pitch Length (mm)	Wt. Ea. (Lbs.)
AT10-1500-32	7762-4122	150	1500	0.60
AT10-1600-32	7762-4123	160	1600	0.64
AT10-1700-32	7762-4124	170	1700	0.68
AT10-1800-32	7762-4233	180	1800	0.72

#### AT10 Pitch - 50mm Wide

Part No.	Product No.	No. of Teeth	Pitch Length (mm)	Wt. Ea. (Lbs.)
AT10-500-50	7762-4125	50	500	0.31
AT10-560-50	7762-4126	56	560	0.35
AT10-610-50	7762-4127	61	610	0.38
AT10-660-50	7762-4128	66	660	0.41
AT10-700-50	7762-4129	70	700	0.44
AT10-730-50	7762-4130	73	730	0.46
AT10-780-50	7762-4131	78	780	0.49
AT10-800-50	7762-4132	80	800	0.50
AT10-810-50	7762-4133	81	810	0.52
AT10-840-50	7762-4134	84	840	0.53
AT10-890-50	7762-4135	89	890	0.56
AT10-920-50	7762-4136	92	920	0.58
AT10-960-50	7762-4137	96	960	0.60

Part No.	Product No.	No. of Teeth	Pitch Length (mm)	Wt. Ea. (Lbs.)
AT10-980-50	7762-4138	98	980	0.61
AT10-1010-50	7762-4139	101	1010	0.63
AT10-1050-50	7762-4140	105	1050	0.66
AT10-1080-50	7762-4141	108	1080	0.68
AT10-1150-50	7762-4142	115	1150	0.72
AT10-1210-50	7762-4143	121	1210	0.76
AT10-1250-50	7762-4144	125	1250	0.78
AT10-1320-50	7762-4145	132	1320	0.83
AT10-1400-50	7762-4146	140	1400	0.88
AT10-1500-50	7762-4147	150	1500	0.94
AT10-1600-50	7762-4148	160	1600	1.00
AT10-1700-50	7762-4149	170	1700	1.07
AT10-1800-50	7762-4235	180	1800	1.12

#### AT10 Pitch - 75mm Wide

Part No.	Product No.	No. of Teeth	Pitch Length (mm)	Wt. Ea. (Lbs.)
AT10-500-75	7762-4150	50	500	0.47
AT10-560-75	7762-4151	56	560	0.53
AT10-610-75	7762-4152	61	610	0.57
AT10-660-75	7762-4153	66	660	0.62
AT10-700-75	7762-4154	70	700	0.66
AT10-730-75	7762-4155	73	730	0.69
AT10-780-75	7762-4156	78	780	0.73
AT10-800-75	7762-4157	80	800	0.75
AT10-810-75	7762-4158	81	810	0.77
AT10-840-75	7762-4159	84	840	0.79
AT10-890-75	7762-4160	89	890	0.84
AT10-920-75	7762-4161	92	920	0.87
AT10-960-75	7762-4162	96	960	0.90

Part No.	Product No.	No. of Teeth	Pitch Length (mm)	Wt. Ea. (Lbs.)
AT10-980-75	7762-4163	98	980	0.92
AT10-1010-75	7762-4164	101	1010	0.95
AT10-1050-75	7762-4165	105	1050	0.99
AT10-1080-75	7762-4166	108	1080	1.02
AT10-1150-75	7762-4167	115	1150	1.08
AT10-1210-75	7762-4168	121	1210	1.14
AT10-1250-75	7762-4169	125	1250	1.18
AT10-1320-75	7762-4170	132	1320	1.24
AT10-1400-75	7762-4171	140	1400	1.32
AT10-1500-75	7762-4172	150	1500	1.41
AT10-1600-75	7762-4173	160	1600	1.51
AT10-1700-75	7762-4174	170	1700	1.60



## Synchro-Power® Polyurethane Belts

SYNCHRO-POWER BELTS

### Product No. Series 7762 (continued)

#### AT10 Pitch - 100mm Wide

Part No.	Product No.	No. of Teeth	Pitch Length (mm)	Wt. Ea. (Lbs.)
AT10-500-100	7762-4175	50	500	.63
AT10-560-100	7762-4176	56	560	.71
AT10-610-100	7762-4177	61	610	.76
AT10-660-100	7762-4178	66	660	.84
AT10-700-100	7762-4179	70	700	.89
AT10-730-100	7762-4180	73	730	.94
AT10-780-100	7762-4181	78	780	.97
AT10-800-100	7762-4182	80	800	1.00
AT10-810-100	7762-4183	81	810	1.06
AT10-840-100	7762-4184	84	840	1.11
AT10-890-100	7762-4185	89	890	1.14
AT10-920-100	7762-4186	92	920	1.16
AT10-960-100	7762-4187	96	960	1.20

Part No.	Product No.	No. of Teeth	Pitch Length (mm)	Wt. Ea. (Lbs.)
AT10-980-100	7762-4188	98	980	1.24
AT10-1010-100	7762-4189	101	1010	1.28
AT10-1050-100	7762-4190	105	1050	1.31
AT10-1080-100	7762-4191	108	1080	1.37
AT10-1150-100	7762-4192	115	1150	1.43
AT10-1210-100	7762-4193	121	1210	1.51
AT10-1250-100	7762-4194	125	1250	1.60
AT10-1320-100	7762-4195	132	1320	1.65
AT10-1400-100	7762-4196	140	1400	1.72
AT10-1500-100	7762-4197	150	1500	1.84
AT10-1600-100	7762-4198	160	1600	2.00
AT10-1700-100	7762-4199	170	1700	2.13
AT10-1800-100	7762-4239	180	1800	2.26

#### AT10 Pitch - 200mm Wide

Part No.	Product No.	No. of Teeth	Pitch Length (mm)	Wt. Ea. (Lbs.)
AT10-500-200	7762-4200	50	500	1.25
AT10-560-200	7762-4201	56	560	1.41
AT10-610-200	7762-4202	61	610	1.53
AT10-660-200	7762-4203	66	660	1.66
AT10-700-200	7762-4204	70	700	1.76
AT10-730-200	7762-4205	73	730	1.83
AT10-780-200	7762-4206	78	780	1.96
AT10-800-200	7762-4207	80	800	2.01
AT10-810-200	7762-4208	81	810	2.06
AT10-840-200	7762-4209	84	840	2.11
AT10-890-200	7762-4210	89	890	2.23
AT10-920-200	7762-4211	92	920	2.31
AT10-960-200	7762-4212	96	960	2.41

Part No.	Product No.	No. of Teeth	Pitch Length (mm)	Wt. Ea. (Lbs.)
AT10-980-200	7762-4213	98	980	2.46
AT10-1010-200	7762-4214	101	1010	2.53
AT10-1050-200	7762-4215	105	1050	2.63
AT10-1080-200	7762-4216	108	1080	2.71
AT10-1150-200	7762-4217	115	1150	2.89
AT10-1210-200	7762-4218	121	1210	3.04
AT10-1250-200	7762-4219	125	1250	3.14
AT10-1320-200	7762-4220	132	1320	3.31
AT10-1400-200	7762-4221	140	1400	3.51
AT10-1500-200	7762-4222	150	1500	3.76
AT10-1600-200	7762-4223	160	1600	4.01
AT10-1700-200	7762-4224	170	1700	4.27
AT10-1800-200	7762-4241	180	1800	4.51



# SYNCHRO-POWER BELTS

## Synchro-Power® Polyurethane Belts

### Product No. Series 7762 (continued)

#### Made-to-Order T2.5 Pitch\*

Part No.	No. of Teeth	Pitch Length (mm)	Part No.	No. of Teeth	Pitch Length (mm)	Part No.	No. of Teeth	Pitch Length (mm)	Part No.	No. of Teeth	Pitch Length (mm)
T2.5-160	64	160	T2.5-277.5	111	277.5	T2.5-480	192	480	T2.5-880	352	880
T2.5-177.5	71	177.5	T2.5-285	114	285	T2.5-500	200	500	T2.5-915	366	915
T2.5-180	72	180	T2.5-290	116	290	T2.5-540	216	540	T2.5-950	380	950
T2.5-182.5	73	182.5	T2.5-305	122	305	T2.5-600	240	600	T2.5-1185	474	1185
T2.5-200	80	200	T2.5-317.5	127	317.5	T2.5-620	248	620	<sup>1</sup> T2.5-120	48	120
T2.5-210	84	210	T2.5-330	132	330	T2.5-650	260	650	<sup>1</sup> T2.5-145	58	145
T2.5-230	92	230	T2.5-342.5	137	342.5	T2.5-680	272	680			
T2.5-245	98	245	T2.5-380	152	380	T2.5-700	280	700			
T2.5-265	106	265	T2.5-420	168	420	T2.5-780	312	780			

#### Made-to-Order T5 Pitch\*

Part No.	No. of Teeth	Pitch Length (mm)	Part No.	No. of Teeth	Pitch Length (mm)	Part No.	No. of Teeth	Pitch Length (mm)	Part No.	No. of Teeth	Pitch Length (mm)
T5-210	42	210	T5-515	103	515	T5-1160	232	1160	T5-1470	294	1470
T5-300	60	300	T5-765	153	765	T5-1200	240	1200	T5-1500	300	1500
T5-375	75	375	T5-830	166	830	T5-1275	255	1275	T5-1580	316	1580
T5-425	85	425	T5-860	172	860	T5-1280	256	1280	T5-1955	391	1955
T5-440	88	440	T5-885	177	885	T5-1355	271	1355	<sup>1</sup> T5-120	24	120
T5-460	92	460	T5-920	184	920	T5-1440	288	1440			

#### Made-to-Order T10 Pitch\*

Part No.	No. of Teeth	Pitch Length (mm)	Part No.	No. of Teeth	Pitch Length (mm)	Part No.	No. of Teeth	Pitch Length (mm)	Part No.	No. of Teeth	Pitch Length (mm)
T10-320	32	320	T10-550	55	550	T10-850	85	850	T10-1440	144	1440
T10-340	34	340	T10-650	65	650	T10-1050	105	1050	T10-1600	160	1600
T10-390	39	390	T10-680	68	680	T10-1200	120	1200	T10-1700	170	1700
T10-480	48	480									

#### Made-to-Order AT5 Pitch\*

Part No.	No. of Teeth	Pitch Length (mm)	Part No.	No. of Teeth	Pitch Length (mm)	Part No.	No. of Teeth	Pitch Length (mm)	Part No.	No. of Teeth	Pitch Length (mm)
AT5-225	45	225	AT5-480	96	480	AT5-670	134	670	AT5-860	172	860
AT5-330	66	330	AT5-525	105	525	AT5-710	142	710	AT5-2000	400	2000
AT5-450	90	450									

\*Minimum order quantity is full sleeve yield +/- 10%. Unless otherwise noted, sleeve width is 300mm. Minimum cut belt width is 4mm. Contact customer service for pricing and availability.

<sup>1</sup> 240mm sleeve



## Synchro-Power® Polyurethane Belts

### Product No. Series 7762 (continued)

#### Made-to-Order AT10 Pitch\*

Part No.	No. of Teeth	Pitch Length (mm)	Part No.	No. of Teeth	Pitch Length (mm)	Part No.	No. of Teeth	Pitch Length (mm)	Part No.	No. of Teeth	Pitch Length (mm)
AT10-370	37	370	AT10-1100	110	1100	AT10-1280	128	1280	AT10-1480	148	1480
AT10-580	58	580	AT10-1190	119	1190	AT10-1300	130	1300	AT10-1630	163	1630
AT10-600	60	600	AT10-1200	120	1200	AT10-1350	135	1350	AT10-1720	172	1720
AT10-630	63	630	AT10-1220	122	1220	AT10-1360	136	1360	AT10-1860	186	1860
AT10-880	88	880	AT10-1230	123	1230	AT10-1420	142	1420	AT10-1940	194	1940
AT10-1000	100	1000	AT10-1240	124	1240						

#### Made-to-Order DT5 Pitch\*

Part No.	No. of Teeth	Pitch Length (mm)	Part No.	No. of Teeth	Pitch Length (mm)	Part No.	No. of Teeth	Pitch Length (mm)	Part No.	No. of Teeth	Pitch Length (mm)
DT5-410	82	410	DT5-550	110	550	DT5-700	140	700	DT5-860	172	860
DT5-460	92	460	DT5-590	118	590	DT5-750	150	750	DT5-940	188	940
DT5-515	103	515	DT5-620	124	620	DT5-815	163	815	DT5-1100	220	1100
DT5-525	105	525	DT5-685	137	685	DT5-840	168	840			

#### Made-to-Order DT10 Pitch\*

Part No.	No. of Teeth	Pitch Length (mm)	Part No.	No. of Teeth	Pitch Length (mm)	Part No.	No. of Teeth	Pitch Length (mm)	Part No.	No. of Teeth	Pitch Length (mm)
DT10-260	26	260	DT10-720	72	720	DT10-1100	110	1100	DT10-1350	135	1350
DT10-530	53	530	DT10-840	84	840	DT10-1210	121	1210	DT10-1420	142	1420
DT10-630	63	630	DT10-900	90	900	DT10-1240	124	1240	DT10-1610	161	1610
DT10-660	66	660	DT10-920	92	920	DT10-1250	125	1250	DT10-1880	188	1880
DT10-700	70	700	DT10-980	98	980	DT10-1320	132	1320			

\*Minimum order quantity is full sleeve yield +/- 10%. Unless otherwise noted, sleeve width is 300mm. Minimum cut belt width is 4mm. Contact customer service for pricing and availability.



## Synchro-Power® Polyurethane Timing Belts

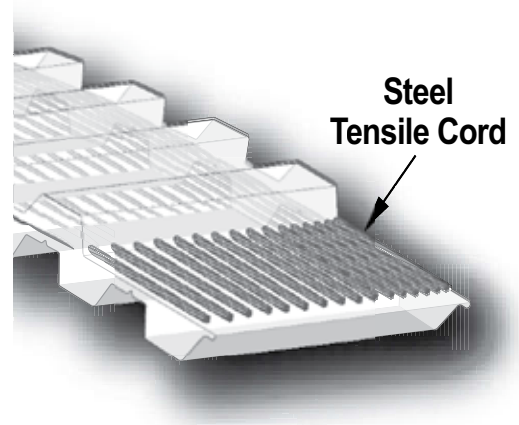
Endless urethane construction provides higher strength as compared to welded urethane belts, making them well-suited for use in power transmission and high-performance positioning applications.

### Markets/Applications

Synchro-Power imperial pitch timing belts are ideal for use in office machines, machine tools, postage equipment, sewing machines, vending machines, agriculture, outdoor power equipment, wood and paper, sand/gravel operations, oil fields, food processing, and HVAC.

### Features/Advantages

- Steel tensile cord for length stability.
- Abrasion, chemical, and wear resistant for extended life.
- Temperature ranges from -22°F to +176°F (-30°C to +80°C)



### Recommended Sprockets

Contact the Gates Made-To-Order Metal Team

### Notes

Synchro-Power belts listed on the following pages are available in custom widths as Standard/Non-Stock with no minimum order quantities required. Contact Customer Service for minimum and maximum width range.

See end of this section for Made-to-Order lengths available. The minimum order quantity is full sleeve yield +/- 10%. Sleeve widths are 300mm unless otherwise noted. Minimum cut belt width is 4mm. Please contact Customer Service for price and availability.

### Product No. Series 7758

#### 3/8" Pitch (.375"/L) - 1/2" Wide

Part No.	Product No.	No. of Teeth	Pitch Length (In)	Wt. Ea. (Lbs.)
150L050U	7758-0050	40	15.00	0.03
187L050U	7758-0053	50	18.75	0.04
202L050U	7758-0056	54	20.25	0.04
210L050U	7758-0059	56	21.00	0.04
225L050U	7758-0062	60	22.50	0.05
240L050U	7758-0065	64	24.00	0.05
255L050U	7758-0068	68	25.50	0.06
270L050U	7758-0071	72	27.00	0.06

Part No.	Product No.	No. of Teeth	Pitch Length (In)	Wt. Ea. (Lbs.)
285L050U	7758-0074	76	28.50	0.06
300L050U	7758-0077	80	30.00	0.07
322L050U	7758-0080	86	32.25	0.07
345L050U	7758-0083	92	34.50	0.08
367L050U	7758-0086	98	36.75	0.08
390L050U	7758-0089	104	39.00	0.09
420L050U	7758-0092	112	42.00	0.10

### Product No. Series 7758

#### 3/8" Pitch (.375"/L) - 3/4" Wide

Part No.	Product No.	No. of Teeth	Pitch Length (In)	Wt. Ea. (Lbs.)
150L075U	7758-0051	40	15.00	0.04
187L075U	7758-0054	50	18.75	0.06
202L075U	7758-0057	54	20.25	0.06
210L075U	7758-0060	56	21.00	0.06
225L075U	7758-0063	60	22.50	0.07
240L075U	7758-0066	64	24.00	0.08
255L075U	7758-0069	68	25.50	0.08
270L075U	7758-0072	72	27.00	0.09

Part No.	Product No.	No. of Teeth	Pitch Length (In)	Wt. Ea. (Lbs.)
285L075U	7758-0075	76	28.50	0.10
300L075U	7758-0078	80	30.00	0.10
322L075U	7758-0081	86	32.25	0.11
345L075U	7758-0084	92	34.50	0.12
367L075U	7758-0087	98	36.75	0.13
390L075U	7758-0090	104	39.00	0.14
420L075U	7758-0093	112	42.00	0.15



## Synchro-Power® Polyurethane Timing Belts

### Product No. Series 7758

#### 3/8" Pitch (.375"/L) - 1" Wide

Part No.	Product No.	No. of Teeth	Pitch Length (in)	Wt. Ea. (Lbs.)
150L100U	7758-0052	40	15.00	0.06
187L100U	7758-0055	50	18.75	0.08
202L100U	7758-0058	54	20.25	0.08
210L100U	7758-0061	56	21.00	0.09
225L100U	7758-0064	60	22.50	0.10
240L100U	7758-0067	64	24.00	0.10
255L100U	7758-0070	68	25.50	0.12
270L100U	7758-0073	72	27.00	0.12

Part No.	Product No.	No. of Teeth	Pitch Length (in)	Wt. Ea. (Lbs.)
285L100U	7758-0076	76	28.50	0.12
300L100U	7758-0079	80	30.00	0.13
322L100U	7758-0082	86	32.25	0.15
345L100U	7758-0085	92	34.50	0.16
367L100U	7758-0088	98	36.75	0.17
390L100U	7758-0091	104	39.00	0.18
420L100U	7758-0094	112	42.00	0.20

### Product No. Series 7758

#### 1/2" Pitch (.500"/H) - 3/4" Wide

Part No.	Product No.	No. of Teeth	Pitch Length (in)	Wt. Ea. (Lbs.)
240H075U	7758-0000	48	24.00	0.09
270H075U	7758-0005	54	27.00	0.10
300H075U	7758-0010	60	30.00	0.10
330H075U	7758-0015	66	33.00	0.12
360H075U	7758-0020	72	36.00	0.15

Part No.	Product No.	No. of Teeth	Pitch Length (in)	Wt. Ea. (Lbs.)
390H075U	7758-0025	78	39.00	0.16
420H075U	7758-0030	84	42.00	0.17
450H075U	7758-0035	90	45.00	0.18
480H075U	7758-0040	96	48.00	0.20
510H075U	7758-0045	102	51.00	0.21

### Product No. Series 7758

#### 1/2" Pitch (.500"/H) - 1" Wide

Part No.	Product No.	No. of Teeth	Pitch Length (in)	Wt. Ea. (Lbs.)
240H100U	7758-0001	48	24.00	0.10
270H100U	7758-0006	54	27.00	0.11
300H100U	7758-0011	60	30.00	0.13
330H100U	7758-0016	66	33.00	0.15
360H100U	7758-0021	72	36.00	0.17

Part No.	Product No.	No. of Teeth	Pitch Length (in)	Wt. Ea. (Lbs.)
390H100U	7758-0026	78	39.00	0.18
420H100U	7758-0031	84	42.00	0.20
450H100U	7758-0036	90	45.00	0.23
480H100U	7758-0041	96	48.00	0.23
510H100U	7758-0046	102	51.00	0.26

### Product No. Series 7758

#### 1/2" Pitch (.500"/H) - 1 1/2" Wide

Part No.	Product No.	No. of Teeth	Pitch Length (in)	Wt. Ea. (Lbs.)
240H150U	7758-0002	48	24.00	0.15
270H150U	7758-0007	54	27.00	0.20
300H150U	7758-0012	60	30.00	0.21
330H150U	7758-0017	66	33.00	0.26
360H150U	7758-0022	72	36.00	0.30

Part No.	Product No.	No. of Teeth	Pitch Length (in)	Wt. Ea. (Lbs.)
390H150U	7758-0027	78	39.00	0.32
420H150U	7758-0032	84	42.00	0.37
450H150U	7758-0037	90	45.00	0.39
480H150U	7758-0042	96	48.00	0.43
510H150U	7758-0047	102	51.00	0.49



## Synchro-Power® Polyurethane Timing Belts

SYNCHRO-POWER BELTS

### Product No. Series 7758

1/2" Pitch (.500"/H) - 2" Wide

Part No.	Product No.	No. of Teeth	Pitch Length (In)	Wt. Ea. (Lbs.)
240H200U	7758-0003	48	24.00	0.23
270H200U	7758-0008	54	27.00	0.25
300H200U	7758-0013	60	30.00	0.30
330H200U	7758-0018	66	33.00	0.32
360H200U	7758-0023	72	36.00	0.37
390H200U	7758-0028	78	39.00	0.40

Part No.	Product No.	No. of Teeth	Pitch Length (In)	Wt. Ea. (Lbs.)
420H200U	7758-0033	84	42.00	0.45
450H200U	7758-0038	90	45.00	0.50
480H200U	7758-0043	96	48.00	0.52
510H200U	7758-0048	102	51.00	0.57

### Product No. Series 7758

1/2" Pitch (.500"/H) - 3" Wide

Part No.	Product No.	No. of Teeth	Pitch Length (In)	Wt. Ea. (Lbs.)
240H300U	7758-0004	48	24.00	0.45
270H300U	7758-0009	54	27.00	0.50
300H300U	7758-0014	60	30.00	0.57
330H300U	7758-0019	66	33.00	0.60
360H300U	7758-0024	72	36.00	0.65

Part No.	Product No.	No. of Teeth	Pitch Length (In)	Wt. Ea. (Lbs.)
390H300U	7758-0029	78	39.00	0.70
420H300U	7758-0034	84	42.00	0.75
450H300U	7758-0039	90	45.00	0.79
480H300U	7758-0044	96	48.00	0.85
510H300U	7758-0049	102	51.00	0.89





## Synchro-Power® Polyurethane Timing Belts

### Product No. Series 7758

#### Made-to-Order 2/25" Pitch (.080"/ MXL)\*

Part No.	No. of Teeth	Pitch Length (in)	Part No.	No. of Teeth	Pitch Length (in)	Part No.	No. of Teeth	Pitch Length (in)	Part No.	No. of Teeth	Pitch Length (in)
<sup>1</sup> 440 MXL	55	4.40	736 MXL	92	7.36	1080 MXL	135	10.80	2464 MXL	308	24.64
<sup>1</sup> 456 MXL	57	4.56	768 MXL	96	7.68	1120 MXL	140	11.20	2656 MXL	332	26.56
<sup>2</sup> 480 MXL	60	4.80	808 MXL	101	8.08	1160 MXL	145	11.60	2816 MXL	352	28.16
<sup>1</sup> 560 MXL	70	5.60	816 MXL	102	8.16	1200 MXL	150	12.00	2880 MXL	360	28.80
<sup>3</sup> 576 MXL	72	5.76	824 MXL	103	8.24	1240 MXL	155	12.40	3160 MXL	395	31.60
<sup>2</sup> 600 MXL	75	6.00	840 MXL	105	8.40	1400 MXL	175	14.00	3240 MXL	405	32.40
<sup>1</sup> 608 MXL	76	6.08	880 MXL	110	8.80	1520 MXL	190	15.20	3296 MXL	412	32.96
<sup>1</sup> 632 MXL	79	6.32	912 MXL	114	9.12	1600 MXL	200	16.00	3456 MXL	432	34.56
640 MXL	80	6.40	944 MXL	118	9.44	1768 MXL	221	17.68	3632 MXL	454	36.32
656 MXL	82	6.56	960 MXL	120	9.60	2048 MXL	256	20.48	3880 MXL	485	38.80
704 MXL	88	7.04	1040 MXL	130	10.40	2240 MXL	280	22.40			
728 MXL	91	7.28	1056 MXL	132	10.56	2280 MXL	285	22.80			

### Product No. Series 7758

#### Made-to-Order 1/5" Pitch (.200"/ XL)\*

Part No.	No. of Teeth	Pitch Length (in)	Part No.	No. of Teeth	Pitch Length (in)	Part No.	No. of Teeth	Pitch Length (in)	Part No.	No. of Teeth	Pitch Length (in)
60 XL	30	6.00	120 XL	60	12.00	194 XL	97	19.40	288 XL	144	28.80
70 XL	35	7.00	130 XL	65	13.00	200 XL	100	20.00	290 XL	145	29.00
76 XL	38	7.60	134 XL	67	13.40	210 XL	105	21.00	300 XL	150	30.00
80 XL	40	8.00	140 XL	70	14.00	220 XL	110	22.00	356 XL	178	35.60
90 XL	45	9.00	150 XL	75	15.00	230 XL	115	23.00	414 XL	207	41.40
96 XL	48	9.60	160 XL	80	16.00	240 XL	120	24.00	450 XL	225	45.00
100 XL	50	10.00	170 XL	85	17.00	250 XL	125	25.00	566 XL	283	56.60
106 XL	53	10.60	180 XL	90	18.00	260 XL	130	26.00			
110 XL	55	11.00	190 XL	95	19.00	270 XL	135	27.00			

\*Minimum order quantity is full sleeve yield +/- 10%. Unless otherwise noted, sleeve width is 300mm. Minimum cut belt width is 4mm. Contact customer service for pricing and availability.

<sup>1</sup> 100mm sleeve

<sup>2</sup> 120mm sleeve

<sup>3</sup> 270mm sleeve



## Synchro-Power® Polyurethane Timing Belts

SYNCHRO-POWER BELTS

### Product No. Series 7758

#### Made-to-Order 3/8" Pitch (.375"/L) - L Pitch\*

Part No.	No. of Teeth	Pitch Length (in)
86 L	23	8.60
124 L	33	12.38
173 L	46	17.25

Part No.	No. of Teeth	Pitch Length (in)
450 L	120	45.00
480 L	128	48.00
510 L	136	51.00

Part No.	No. of Teeth	Pitch Length (in)
540 L	144	54.00
570 L	152	57.00

Part No.	No. of Teeth	Pitch Length (in)
600 L	160	60.00

### Product No. Series 7758

#### Made-to-Order 1/2" Pitch (.500"/H) - H Pitch\*

Part No.	No. of Teeth	Pitch Length (in)
230 H	46	23.00

\*Minimum order quantity is full sleeve yield +/- 10%. Unless otherwise noted, sleeve width is 300mm. Minimum cut belt width is 4mm. Contact customer service for pricing and availability.