




Welding & Fabrication Tools





➔ Volta Belting Technology has been manufacturing conveyor belting for over 40 years. The knowledge gained in those years of experience has gone into the design and assembly of every Volta belting tool. We have worked with belting houses in the shops and in the field to see how our tools would be used. We also checked the conditions experienced by conveyor belting technicians on-site.

Tools

Welding & Fabrication

➔ What we learned in the field has gone into the design of a full and very versatile line of belting tools. Whether you buy our tools separately or in kits, the result is always the same. Volta tools has a light-weight design so that each tool is compact, rugged and easy to use. Our tools will always provide you with a long and reliable service. We design and manufacture custom-made tools to specification for your special belting requirements.

Our state of the art tools and accessories make welding and fabricating your Volta belts an effortless & professional experience.




Mini Pliers R - 8



F-51 Pliers for standard V and Round profile



F-51 Pliers for special products



Easy Overlap Welding Tool

VaR Tools



Pliers F-51

Cat. No. 8130201

- This versatile tool is ideal for welding a wide range of V and round belts:
V-belts from 8mm to 32mm.
Round belts with diameters from 2 mm ($\frac{5}{64}$ "") to 20 mm ($\frac{3}{4}$ "")
Flat belts with widths up to 50 mm (2")
- The F-51 Pliers is used with our welders to produce clean and exceptionally strong welds.
- The F-51 Pliers are available as a separate unit and also as part of the VaR Tool Kit.

Mini Pliers R-8

Cat. No. 8130202

Handles for Mini Pliers R-8

Cat. No. 8130208

- For accurate welding of small belt profiles, use Volta Mini Pliers R-8.
- The Mini Pliers R-8 is a very versatile tool. You may weld round belts with a maximum diameter of 8 mm ($\frac{5}{16}$ "") and V belts up to section "A".
- The Mini Pliers R-8 may be used with or without optional handles. The handles are easily mounted and are convenient and easy to use.
- The Mini Pliers R-8 are available as a separate unit and also as part of the Mini VaR Tool Kit.



Driller D-11 Set

(Includes Driller and three bits: I, II, III)

Cat. No. 8151600

Drill Bit I

Cat. No. 8151601

Drill Bit II

Cat. No. 8151602

Drill Bit III

Cat. No. 8151603

- The Driller is used for removing the reinforcing cord from the ends of reinforced VaR belts before welding. The Driller is supplied with three standard bits.
- The technical data sheets for reinforced belts include a column indicating which bit to use for each belt dimension.
- The Driller is available as a separate unit and also as part of the VaR Tool Kit and EZ Overlap Kit.

VaR Tools



Belt cutter with replaceable blade	Cat. No. 81533010
- Stanley Blade 1992	Cat. No. 1160030

- The Snippers are designed to provide a clean and accurate cut on all our VaR and narrow flat belts. The Snippers can cut all belts up to 32mm.

Mini-Welder (110 V/40 W)	Cat. No. 8111110
Mini-Welder (230 V/40 W)	Cat. No. 8111220

- The Mini-Welder is used for welding V and Round belts round profiles of up to 8 mm diameter and trapezoid of up to 13mm.
- The Mini-Welder is available as a separate unit and also as part of the Mini VaR Tool Kit.



	Welding Width	
Welder, Universal WU-1*	50 mm (2")	Cat. No. 8111203
Welder, Universal WU-2**		Cat. No. 8111204
Welder, W-141-110V	100 mm (4")	Cat. No. 81113044
Welder, W-142-230V		Cat. No. 81113045
Welder, W-241-110V	200 mm (8")	Cat. No. 81113046
Welder, W-242-230V		Cat. No. 81113047

* supplied with 110 VAC plug

** supplied with German 230 VAC plug

- These welders are designed for both shop and field use. The blade length of each welder is designed for use with specific Volta pliers. Refer to the Pliers section of this catalog to determine the correct welder for use with your pliers. These welders are designed to be used with our pliers.
- These welders are available as a separate unit. The WU Welder is available as a separate unit and also as part of the VaR Tool Kit.

VaR Tools Kits



VaR Tool Kit (110V)	Cat. No. 8160716
VaR Tool Kit (230V)	Cat. No. 8160715

- The VaR Tool Kit is a plastic case with foam insert to hold a set of VaR welding tools. This provides a convenient method of storing and carrying your VaR Welding Tools.

The kit includes:

F-51 Pliers
 WU Welder (110 or 230 V)
 D-11 Driller
 Belt Snippers

- The F-51 Pliers make this kit the most versatile on the market with the capability of welding V and round belts from 2 mm up to 32mm.

Mini VaR Tool Kit (110V)	Cat. No. 8160718
Mini VaR Tool Kit (230V)	Cat. No. 8160719

- The Mini VaR Tool Kit combines all the tools necessary to weld small belt sections. Welds round belts up to 8 mm ($\frac{5}{16}$ "") and V belts up to 13mm.

The kit includes:

Tool case
 Mini pliers
 Mini welder and stand
 Mini snippers and trimmer

- * Handles for the pliers are optional. For availability, contact your local Volta Belting distributor.



VaR Easy Overlap Welding Kit (110V)	Cat. No. 8140016
VaR Easy Overlap Welding Kit (230V)	Cat. No. 8140019

- The VaR Easy Overlap Welding Kit is the most up-to-date kit. It provides easy, accurate and strong connections for Volta reinforced belts. Dies are available to adapt the Pliers to receive most V and Round sizes, Ridge-Top, Super-Grip, Multi-Grip and Double-V.

The kit includes:

Easy Overlap Pliers (dies not shown*)
 Welder and Stand
 D-11 Driller
 Utility Knife
 Double-Sided Tape

- * The kit does not include dies. Order specific dies based on the belts you intend to weld.

Flat Belt Welding and Fabrication Tools

➔ High quality, reliability, as well as maximum flexibility are only some of the benefits you will receive when using our Flat Belt Welding and Fabrication Tools. Flat conveyor belts range in widths from less than 50 mm (2") up to 2 meters (80") and more. We manufacture a variety of tools capable of welding a broad range of belts, both in the shop and the field.




Flat Butt Welder



Welding narrow flat belts with Pliers P-200

➔ The welding process is completely reliable when using Volta Tools because of its unique and versatile design. Our tools are durable and rugged, and do not require cooling water or air pressure.

We designed our tools for ease of handling and use. Most units can be transported and operated by one technician and if the welding belts are over 1.5 m (60" in width), they require only two people for handling.



Electrode welding of cleats



FT Electrode welder

Volta fabrications are thermo welded to ensure a superior bond.

Flat Belt Fabrication Tools



Sidewall Trolley Set (SWT 100) (Including the following 5 items)	Cat. No. 814151800
1. Trolley Frame	Cat. No. 814151802
2. Nozzle 40 mm	Cat. No. 814151804
3. Nozzle 70 mm	Cat. No. 814151806
4. Sidewall Wheel Set 20-40 mm	Cat. No. 814151808
5. Sidewall Wheel Set 50-100 mm	Cat. No. 814151810

- The Sidewall Trolley is designed to facilitate welding of sidewalls on flat belts. A pair of wheels and an air nozzle are available for each group of sidewalls.

Guide Roller Frame For Triac S

Cat. No. 8141506

- The Guide Roller Frame mounts on the barrel of the Leister Triac S providing a frame for welding guides and V-belt fabrications on flat belts. The Roller Frame requires use of rollers (see Guide Roller Frame below) for correct operation. Roller selection is based on the dimensions of the V-belt or guide being used.
- The Roller is mounted in the frame and the hot air output of the Leister Gun is aimed at the point of contact between the guide (V-belt) and the flat belt.




Roller 6 mm for Guide Roller Frame	Cat. No. 8141507
Roller 8/M for Guide Roller Frame	Cat. No. 8141502
Roller 10/Z for Guide Roller Frame	Cat. No. 8141501
Roller 13/A for Guide Roller Frame	Cat. No. 8141503
Roller 17/B for Guide Roller Frame	Cat. No. 8141504
Roller 22/C for Guide Roller Frame	Cat. No. 8141505
Flat (Roller) Nozzle - 6, M/8, Z/10 mm	Cat. No. 8121420
Flat (Roller) Nozzle A/13 mm	Cat. No. 8121421
Flat (Roller) Nozzle B/17 mm	Cat. No. 8121422
Flat (Roller) Nozzle C/22 mm	Cat. No. 8121423

Hot Air Gun Handle for Triac S

Cat. No. 8141408

- The Hot Air Gun Handle provides additional grip and stability when using the Triac S. This allows the technician to apply additional pressure to the material in order to ensure maximum contact between the materials being welded.



Flat Belt Fabrication Tools



Leister Triac S 110V/1600W	Cat. No. 8111403
Leister Triac S 230V/1600W	Cat. No. 8111404
Nozzle, Pencil Tip 5 mm	Cat. No. 8120002

- The Leister Triac S features an adjustable temperature control. This allows the Triac S to be used to weld different belt materials. The Triac S comes equipped with a pencil nozzle for focus work. Nozzles can be used to adapt the Triac S to weld V guides and electrodes.

Nozzle, 5 mm Round*	Cat. No. 8121405
---------------------	------------------

- For special fabrications

Nozzle, 7/9 mm Inverted Electrode	Cat. No. 8121409
-----------------------------------	------------------

- For welding 7 or 9 mm electrodes upside down on flat belts as low profile cleats

Nozzle, 7 mm Electrode	Cat. No. 8121406
------------------------	------------------

- For electrode welding 1.5 to 2.5 mm thick flat belts

Nozzle, 9 mm Electrode	Cat. No. 8121408
------------------------	------------------

- For electrode welding 3 to 5 mm thick flat belts

* Non-standard item - Contact your Volta distributor for availability.



Hot Air Gun Electron 110V/2700 W	Cat. No. 8111401
Hot Air Gun Electron 230V/3400 W	Cat. No. 8111402

- The Leister Hot Air Gun Electron is used for welding sidewalls and other coating materials to flat belts. The Hot Air Gun Electron mounts in the Sidewall Trolley Frame.

V-Guide Nozzle 6 mm	Cat. No. 8121410
V-Guide Nozzle Z/M - 10/8	Cat. No. 8121411
V-Guide Nozzle 13/A	Cat. No. 8121412
V-Guide Nozzle 17/B	Cat. No. 8121413
V-Guide Nozzle 22/C	Cat. No. 8121414

- The nozzles attach to the Leister Triac S for welding V-cleats or guides on flat belts. Nozzle selection is based on the profile being welded.

* We recommend using the Hot Air Gun Handle for Triac S.



Flat Belt Welding Tools

➔ The FBW System is a light-weight, easy-to-use tool for butt-welding flat belts in both the shop and field. The FBW requires only electrical power for correct and efficient operation.



Flat Butt Welding System

Model	Maximum Weld	
FBW 301 ^{(1) (2)} (110V)	300 mm (12")	Cat. No. 8160708
FBW 301 ^{(1) (2)} (230V)	300 mm (12")	Cat. No. 8160709
FBW 721 ⁽²⁾ (110V)	720 mm (29")	Cat. No. 81607210
FBW 721 ⁽²⁾ (230V)	720 mm (29")	Cat. No. 81607200
FBW 1061 ⁽²⁾ (110V)	1060 mm (42")	Cat. No. 81610610
FBW 1061 ⁽²⁾ (230V)	1060 mm (42")	Cat. No. 81610600
FBW 1301 ^{(1) (2)} (110V)	1300 mm (51")	Cat. No. 81613000
FBW 1301 ⁽²⁾ (230V)	1300 mm (51")	Cat. No. 81613010
FBW 1700 (230V)	1700 mm (67")	Cat. No. 8161701
FBW 2100 ⁽¹⁾ (230V)	2100 mm (83")	Cat. No. 8162100

(1) Non-standard item - contact your local Volta Belting distributor for availability.

(2) Includes a built-in adapter and stoppers for splicing the SuperDrive™ belt.

Note: Special adapters for Crescent Top, Spikes and MiniCleaf are also available.



Flat Butt Welding System for Positive Drive Belts

Model	Maximum Weld	
FBW 301 PD (110V)	300 mm (12")	Cat. No. 81613100
FBW 301 PD (230V)	300 mm (12")	Cat. No. 81613105
FBW 721 PD (110V)	720 mm (29")	Cat. No. 81613110
FBW 721 PD (230V)	720 mm (29")	Cat. No. 81613115
FBW 1061 PD (110V)	1060 mm (42")	Cat. No. 81613120
FBW 1061 PD (230V)	1060 mm (42")	Cat. No. 81613125
FBW 1301 PD (110V)	1300 mm (51")	Cat. No. 81613130
FBW 1301 PD (230V)	1300 mm (51")	Cat. No. 81613135

- The Positive Drive welding system includes built-in adapter and Stoppers for splicing the SuperDrive™, DualDrive and DualDrive SP belts.

- The DualDrive & DualDrive SP adapter is also available as separate unit.

Flat Belt Welding Tools

➔ The FT Welding System includes a built-in adapter for splicing SuperDrive™. The FT Welding System is a light weight, easy-to-use tool for electrode welding flat belts, in both the shop and field. The FT Welding System uses a router to cut the bevel on the belt edges and to trim the weld after welding. The weld is carried out by using a Leister Hot Air Gun and Volta electrodes. Electrode sizes are selected based on the thickness of the belt being welded. Refer to the our Technical Data Catalog for details.




Flat Electrode Welding System

Model	
FT 1000 Welding System (110V)	Cat. No. 8153415
FT 1000 Welding System (230V)	Cat. No. 8153416
FT 1500 Welding System (110V)	Cat. No. 8153420
FT 1500 Welding System (230V)	Cat. No. 8153421

- The FT Welding System includes a built-in adapter for splicing SuperDrive™ belt.

DD Adapter for FT 1000	Cat. No. 8153318
DD Adapter for FT 1500	Cat. No. 8153319

- The DualDrive adapter is also available as separate unit.



DDSP Adapter for FT 1000	Cat. No. 81626344
DDSP Adapter for FT 1500	Cat. No. 81626354

- The DualDrive SP adapter is also available as separate unit.

Pliers for Narrow Flat Belt Welding

Pliers P-100	Cat. No. 8130300
Pliers P-200	Cat. No. 8130310
P-100 Adapter D/E	Cat. No. 8130302

- The P-100 and P-200 are the latest additions to the line of narrow flat belt welding tools. The P-100 is designed to butt weld belts of up to 100 mm in width. The P-200 is designed to butt weld belts of up to 200 mm in width. When welding at an angle the maximum belt width is reduced.



Miscellaneous Tools



Leister Knife

Cat. No. 8153100



- The Leister knife is designed to provide clean and accurate trimming and also for cutting conveyor belt splices.

Sleeves Mounting Jig Base

Cat. No. 8151660

Sleeves Mounting Adapter Set*

- The Sleeves Mounting Tool is designed to mount Volta Sleeves (SLV) on rollers. The tool uses air pressure to produce a cushion between the roller and the sleeve during sleeves installation.
- The tool consists of a base, sleeve adapter and push rod. The base is standard and used with all adapter sizes. The adapter and push rod are suited to specific sleeve diameters and must be ordered based on the sleeve being used.
- * For information on adapter and push rod catalog numbers, contact your local Volta Belting distributor.



VaR Flash Trimming Tool (110V)

Cat. No. 8140030


VaR Flash Trimming Tool (230V)

Cat. No. 8140031

- When producing large quantities of round belt rings, use our Flash Trimming Tool to trim the flash after welding. This jig provides adjustments for different belt diameters and a heated blade for smoothly trimming the flash from the belt. The finished weld presents a physically smooth and visually clean joint.
- This tool is suitable to use with round profiles from 3mm to 12mm.
- Available only in selected markets.

With Volta Tools You Can Never Go Wrong !

- Fast and simple belt installation.
- Unique and versatile design - compact, rugged and easy-to-use.
- Designed for both shop and field use.
- Light-weight construction.
- Usually does not require cooling water or air pressure.
- Convenient design and method of storing and carrying your tools.
- Welds and fabrications are strong, reliable and will last as long as your belt life.



**Corporate Headquarters
Sales and Manufacturing**
sales@voltabelting.com

USA

Tel: +1 973 276 7905
Fax: +1 973 276 7908
Toll Free: 1-877-VOLTAUS

EUROPE

Tel: +31-546-580166
Fax: +31-546-579508

www.voltabelting.com